



NATIONAL CHAMPIONSHIP RACE MEETING

Mallory Park

13th September 2009



Results Provided by Timing Solutions Ltd
www.tsl-timing.com

Legends Cars Championship

QUALIFYING - RACE 1 - CLASSIFICATION

POS	NO	CL	NAME	ENTRY	TIME	ON	LAPS	GAP	DIFF	MPH
1	1	S	John Jon HIGGINS	Ford Legend Coupe	54.130	6	12			89.78
2	2	S	Lee FITZPATRICK	Legend Ford Coupe	54.238	14	16	0.108	0.108	89.60
3	11		Simon BELCHER	Legend 1934 Ford Coupe	54.354	15	15	0.224	0.116	89.41
4	32		Peter MORTON	Legend Ford Coupe	54.500	7	12	0.370	0.146	89.17
5	12		Stephen TREHERNE	Legend Ford	54.558	15	15	0.428	0.058	89.07
6	19		Lawrence DAVEY	Legend Ford Coupe	54.598	6	12	0.468	0.040	89.01
7	16	S	Richard POCKLINGTON	Legend Ford Coupe 34	54.912	9	15	0.782	0.314	88.50
8	24		Matthew PAPE	Legend Ford 34 Coupe	54.987	14	15	0.857	0.075	88.38
9	3	S	Ross MARSHALL	Legend Ford Coupe	55.170	1	14	1.040	0.183	88.09
10	8	S	Nick BRACE	Legend Ford Coupe	55.656	6	15	1.526	0.486	87.32
11	55		Ben POWER	Legend Ford Coupe	55.936	10	15	1.806	0.280	86.88
12	59	S	Paul MANSELL	Legend 1934 Ford Coupe	56.672	12	15	2.542	0.736	85.75
13	4		Darren GAULTON	Legend Ford Coupe	56.811	12	13	2.681	0.139	85.54
14	72		Glenn BURTENSHAW	Legend 34 Ford Coupe	56.839	4	9	2.709	0.028	85.50
15	7	S	John MARSHALL	Legend Ford Coupe	56.955	13	14	2.825	0.116	85.32
16	99		Brian COOKE	Legend Ford	57.442	10	13	3.312	0.487	84.60
17	66		Stephen WHITELEGG	Legend 1934 Ford Sedan	57.485	14	14	3.355	0.043	84.54
18	17		John HILBERY	Legend Ford	57.530	4	14	3.400	0.045	84.47
19	43		Mick MERCER	Legend 37 Ford Sedan	57.915	10	14	3.785	0.385	83.91
20	40	S	Roger COUSINS	Legend 1934 Ford Coupe	58.073	14	14	3.943	0.158	83.68
21	9		Julie CARTER	Legend Chevy	58.455	11	14	4.325	0.382	83.14
22	47		David JONES	Legend Ford Coupe	1:03.536	4	4	9.406	5.081	76.49

Weather / Track : Sunny / Dry

These results are provisional until the conclusion of any judicial and technical matters.

Mallory Park
Circuit Length = 1.3500 miles
Start: 09:30 End: 09:47

Clerk of Course :

Timekeeper :

Legends Cars Championship

QUALIFYING - RACE 1 - LAP ANALYSIS

1	John Jon HIGGINS			S	Ford Legend Coupe		
1 -	54.844	+ 0.714	9:32:52.110	7 -	54.892	+ 0.762	9:38:18.191
2 -	54.165	+ 0.035	9:33:46.275	8 -	54.451	+ 0.321	9:39:12.642
3 -	54.149	+ 0.019	9:34:40.424	9 -	55.690	+ 1.560	9:40:08.332
4 -	54.603	+ 0.473	9:35:35.027	10 -	54.309	+ 0.179	9:41:02.641
5 -	54.142	+ 0.012	9:36:29.169	11 -	56.095	+ 1.965	9:41:58.736
6 -	54.130		9:37:23.299	12 -	2:38.718	+ 1:44.588	9:44:37.454
2	Lee FITZPATRICK			S	Legend Ford Coupe		
1 -	56.371	+ 2.133	9:32:58.326	9 -	55.056	+ 0.818	9:40:19.276
2 -	55.661	+ 1.423	9:33:53.987	10 -	54.946	+ 0.708	9:41:14.222
3 -	55.053	+ 0.815	9:34:49.040	11 -	55.938	+ 1.700	9:42:10.160
4 -	55.042	+ 0.804	9:35:44.082	12 -	54.681	+ 0.443	9:43:04.841
5 -	54.822	+ 0.584	9:36:38.904	13 -	54.783	+ 0.545	9:43:59.624
6 -	55.301	+ 1.063	9:37:34.205	14 -	54.238		9:44:53.862
7 -	55.134	+ 0.896	9:38:29.339	15 -	54.991	+ 0.753	9:45:48.853
8 -	54.881	+ 0.643	9:39:24.220	16 -	54.422	+ 0.184	9:46:43.275
3	Ross MARSHALL			S	Legend Ford Coupe		
1 -	55.170		9:32:53.856	8 -	56.397	+ 1.227	9:40:24.623
2 -	1:22.300	+ 27.130	9:34:16.156	9 -	55.900	+ 0.730	9:41:20.523
3 -	1:23.299	+ 28.129	9:35:39.455	10 -	55.777	+ 0.607	9:42:16.300
4 -	58.039	+ 2.869	9:36:37.494	11 -	55.790	+ 0.620	9:43:12.090
5 -	57.689	+ 2.519	9:37:35.183	12 -	58.414	+ 3.244	9:44:10.504
6 -	56.792	+ 1.622	9:38:31.975	13 -	56.420	+ 1.250	9:45:06.924
7 -	56.251	+ 1.081	9:39:28.226	14 -	56.605	+ 1.435	9:46:03.529
4	Darren GAULTON				Legend Ford Coupe		
1 -	1:02.586	+ 5.775	9:33:10.458	8 -	58.170	+ 1.359	9:40:03.128
2 -	1:00.572	+ 3.761	9:34:11.030	9 -	58.307	+ 1.496	9:41:01.435
3 -	1:00.836	+ 4.025	9:35:11.866	10 -	1:03.766	+ 6.955	9:42:05.201
4 -	58.253	+ 1.442	9:36:10.119	11 -	2:10.753	+ 1:13.942	9:44:15.954
5 -	58.169	+ 1.358	9:37:08.288	12 -	56.811		9:45:12.765
6 -	59.479	+ 2.668	9:38:07.767	13 -	57.046	+ 0.235	9:46:09.811
7 -	57.191	+ 0.380	9:39:04.958				
7	John MARSHALL			S	Legend Ford Coupe		
1 -	59.292	+ 2.337	9:33:16.073	8 -	58.753	+ 1.798	9:40:03.380
2 -	1:00.532	+ 3.577	9:34:16.605	9 -	57.308	+ 0.353	9:41:00.688
3 -	56.965	+ 0.010	9:35:13.570	10 -	57.842	+ 0.887	9:41:58.530
4 -	57.369	+ 0.414	9:36:10.939	11 -	1:03.704	+ 6.749	9:43:02.234
5 -	57.546	+ 0.591	9:37:08.485	12 -	1:39.196	+ 42.241	9:44:41.430
6 -	58.637	+ 1.682	9:38:07.122	13 -	56.955		9:45:38.385
7 -	57.505	+ 0.550	9:39:04.627	14 -	1:03.241	+ 6.286	9:46:41.626
8	Nick BRACE			S	Legend Ford Coupe		
1 -	56.975	+ 1.319	9:33:01.903	9 -	55.956	+ 0.300	9:40:30.357
2 -	56.796	+ 1.140	9:33:58.699	10 -	55.849	+ 0.193	9:41:26.206
3 -	56.064	+ 0.408	9:34:54.763	11 -	56.037	+ 0.381	9:42:22.243
4 -	56.390	+ 0.734	9:35:51.153	12 -	55.658	+ 0.002	9:43:17.901
5 -	55.765	+ 0.109	9:36:46.918	13 -	56.144	+ 0.488	9:44:14.045
6 -	55.656		9:37:42.574	14 -	56.095	+ 0.439	9:45:10.140
7 -	55.903	+ 0.247	9:38:38.477	15 -	55.990	+ 0.334	9:46:06.130
8 -	55.924	+ 0.268	9:39:34.401				
9	Julie CARTER				Legend Chevy		
1 -	1:03.430	+ 4.975	9:33:35.792	8 -	59.931	+ 1.476	9:40:37.191
2 -	1:01.742	+ 3.287	9:34:37.534	9 -	1:01.579	+ 3.124	9:41:38.770
3 -	1:00.703	+ 2.248	9:35:38.237	10 -	58.724	+ 0.269	9:42:37.494
4 -	1:00.132	+ 1.677	9:36:38.369	11 -	58.455		9:43:35.949
5 -	59.038	+ 0.583	9:37:37.407	12 -	58.812	+ 0.357	9:44:34.761
6 -	1:00.786	+ 2.331	9:38:38.193	13 -	1:00.004	+ 1.549	9:45:34.765
7 -	59.067	+ 0.612	9:39:37.260	14 -	1:02.335	+ 3.880	9:46:37.100

Weather / Track : Sunny / Dry

www.tsl-timing.com

Page 1 of 4

Printed - 09.48 Sunday, 13 September 2009

Mallory Park
Circuit Length = 1.3500 miles
Start: 09:30 End: 09:47

Legends Cars Championship

QUALIFYING - RACE 1 - LAP ANALYSIS

11	Simon BELCHER		Legend 1934 Ford Coupe				
1 -	56.143	+ 1.789	9:33:18.235	9 -	55.958	+ 1.604	9:40:41.705
2 -	56.465	+ 2.111	9:34:14.700	10 -	55.788	+ 1.434	9:41:37.493
3 -	55.280	+ 0.926	9:35:09.980	11 -	55.423	+ 1.069	9:42:32.916
4 -	55.658	+ 1.304	9:36:05.638	12 -	55.520	+ 1.166	9:43:28.436
5 -	55.030	+ 0.676	9:37:00.668	13 -	55.304	+ 0.950	9:44:23.740
6 -	54.794	+ 0.440	9:37:55.462	14 -	54.821	+ 0.467	9:45:18.561
7 -	54.691	+ 0.337	9:38:50.153	15 -	54.354		9:46:12.915
8 -	55.594	+ 1.240	9:39:45.747				
12	Stephen TREHERNE		Legend Ford				
1 -	56.751	+ 2.193	9:33:18.119	9 -	54.928	+ 0.370	9:40:42.247
2 -	56.880	+ 2.322	9:34:14.999	10 -	55.727	+ 1.169	9:41:37.974
3 -	55.487	+ 0.929	9:35:10.486	11 -	55.998	+ 1.440	9:42:33.972
4 -	54.692	+ 0.134	9:36:05.178	12 -	54.630	+ 0.072	9:43:28.602
5 -	55.070	+ 0.512	9:37:00.248	13 -	54.891	+ 0.333	9:44:23.493
6 -	54.899	+ 0.341	9:37:55.147	14 -	55.146	+ 0.588	9:45:18.639
7 -	54.656	+ 0.098	9:38:49.803	15 -	54.558		9:46:13.197
8 -	57.516	+ 2.958	9:39:47.319				
16	Richard POCKLINGTON		S Legend Ford Coupe 34				
1 -	57.435	+ 2.523	9:33:10.410	9 -	54.912		9:40:42.972
2 -	56.671	+ 1.759	9:34:07.081	10 -	56.054	+ 1.142	9:41:39.026
3 -	58.187	+ 3.275	9:35:05.268	11 -	56.223	+ 1.311	9:42:35.249
4 -	56.406	+ 1.494	9:36:01.674	12 -	56.005	+ 1.093	9:43:31.254
5 -	55.919	+ 1.007	9:36:57.593	13 -	1:01.307	+ 6.395	9:44:32.561
6 -	55.613	+ 0.701	9:37:53.206	14 -	56.013	+ 1.101	9:45:28.574
7 -	57.681	+ 2.769	9:38:50.887	15 -	58.736	+ 3.824	9:46:27.310
8 -	57.173	+ 2.261	9:39:48.060				
17	John HILBERY		Legend Ford				
1 -	59.597	+ 2.067	9:33:23.987	8 -	58.919	+ 1.389	9:40:14.780
2 -	59.396	+ 1.866	9:34:23.383	9 -	58.495	+ 0.965	9:41:13.275
3 -	1:00.334	+ 2.804	9:35:23.717	10 -	59.049	+ 1.519	9:42:12.324
4 -	57.530		9:36:21.247	11 -	58.819	+ 1.289	9:43:11.143
5 -	58.196	+ 0.666	9:37:19.443	12 -	59.956	+ 2.426	9:44:11.099
6 -	58.322	+ 0.792	9:38:17.765	13 -	58.280	+ 0.750	9:45:09.379
7 -	58.096	+ 0.566	9:39:15.861	14 -	58.009	+ 0.479	9:46:07.388
19	Lawrence DAVEY		Legend Ford Coupe				
1 -	56.472	+ 1.874	9:33:19.006	7 -	54.662	+ 0.064	9:38:50.499
2 -	56.717	+ 2.119	9:34:15.723	8 -	55.788	+ 1.190	9:39:46.287
3 -	55.358	+ 0.760	9:35:11.081	9 -	55.081	+ 0.483	9:40:41.368
4 -	55.107	+ 0.509	9:36:06.188	10 -	55.910	+ 1.312	9:41:37.278
5 -	55.051	+ 0.453	9:37:01.239	11 -	55.496	+ 0.898	9:42:32.774
6 -	54.598		9:37:55.837	12 -	55.490	+ 0.892	9:43:28.264
24	Matthew PAPE		Legend Ford 34 Coupe				
1 -	57.941	+ 2.954	9:33:10.172	9 -	55.741	+ 0.754	9:40:35.724
2 -	56.358	+ 1.371	9:34:06.530	10 -	56.177	+ 1.190	9:41:31.901
3 -	55.671	+ 0.684	9:35:02.201	11 -	55.884	+ 0.897	9:42:27.785
4 -	55.259	+ 0.272	9:35:57.460	12 -	55.629	+ 0.642	9:43:23.414
5 -	55.573	+ 0.586	9:36:53.033	13 -	55.337	+ 0.350	9:44:18.751
6 -	55.694	+ 0.707	9:37:48.727	14 -	54.987		9:45:13.738
7 -	55.694	+ 0.707	9:38:44.421	15 -	55.591	+ 0.604	9:46:09.329
8 -	55.562	+ 0.575	9:39:39.983				
32	Peter MORTON		Legend Ford Coupe				
1 -	56.664	+ 2.164	9:33:20.030	7 -	54.500		9:38:50.770
2 -	56.896	+ 2.396	9:34:16.926	8 -	55.183	+ 0.683	9:39:45.953
3 -	54.893	+ 0.393	9:35:11.819	9 -	55.242	+ 0.742	9:40:41.195
4 -	54.758	+ 0.258	9:36:06.577	10 -	55.871	+ 1.371	9:41:37.066
5 -	54.951	+ 0.451	9:37:01.528	11 -	55.350	+ 0.850	9:42:32.416

Weather / Track : Sunny / Dry

Mallory Park
Circuit Length = 1.3500 miles
Start: 09:30 End: 09:47

Legends Cars Championship

QUALIFYING - RACE 1 - LAP ANALYSIS

6 -	54.742	+ 0.242	9:37:56.270	12 -	1:01.033	+ 6.533	9:43:33.449
40	Roger COUSINS		S	Legend 1934 Ford Coupe			
1 -	1:01.309	+ 3.236	9:33:16.831	8 -	58.755	+ 0.682	9:40:13.539
2 -	1:01.302	+ 3.229	9:34:18.133	9 -	59.600	+ 1.527	9:41:13.139
3 -	59.135	+ 1.062	9:35:17.268	10 -	59.773	+ 1.700	9:42:12.912
4 -	1:00.404	+ 2.331	9:36:17.672	11 -	58.941	+ 0.868	9:43:11.853
5 -	59.325	+ 1.252	9:37:16.997	12 -	59.848	+ 1.775	9:44:11.701
6 -	59.209	+ 1.136	9:38:16.206	13 -	59.406	+ 1.333	9:45:11.107
7 -	58.578	+ 0.505	9:39:14.784	14 -	58.073		9:46:09.180
43	Mick MERCER			Legend 37 Ford Sedan			
1 -	1:01.736	+ 3.821	9:33:21.653	8 -	59.651	+ 1.736	9:40:18.537
2 -	1:00.808	+ 2.893	9:34:22.461	9 -	58.604	+ 0.689	9:41:17.141
3 -	58.909	+ 0.994	9:35:21.370	10 -	57.915		9:42:15.056
4 -	59.150	+ 1.235	9:36:20.520	11 -	58.125	+ 0.210	9:43:13.181
5 -	59.691	+ 1.776	9:37:20.211	12 -	58.686	+ 0.771	9:44:11.867
6 -	1:00.085	+ 2.170	9:38:20.296	13 -	58.186	+ 0.271	9:45:10.053
7 -	58.590	+ 0.675	9:39:18.886	14 -	58.165	+ 0.250	9:46:08.218
47	David JONES			Legend Ford Coupe			
1 -	1:10.527	+ 6.991	9:34:23.228	3 -	1:03.802	+ 0.266	9:36:31.272
2 -	1:04.242	+ 0.706	9:35:27.470	4 -	1:03.536		9:37:34.808
55	Ben POWER			Legend Ford Coupe			
1 -	1:01.133	+ 5.197	9:33:19.922	9 -	56.459	+ 0.523	9:41:04.210
2 -	59.514	+ 3.578	9:34:19.436	10 -	55.936		9:42:00.146
3 -	57.945	+ 2.009	9:35:17.381	11 -	57.347	+ 1.411	9:42:57.493
4 -	58.570	+ 2.634	9:36:15.951	12 -	57.518	+ 1.582	9:43:55.011
5 -	58.168	+ 2.232	9:37:14.119	13 -	58.143	+ 2.207	9:44:53.154
6 -	58.223	+ 2.287	9:38:12.342	14 -	56.730	+ 0.794	9:45:49.884
7 -	57.804	+ 1.868	9:39:10.146	15 -	1:08.967	+ 13.031	9:46:58.851
8 -	57.605	+ 1.669	9:40:07.751				
59	Paul MANSELL		S	Legend 1934 Ford Coupe			
1 -	1:01.189	+ 4.517	9:33:05.821	9 -	57.783	+ 1.111	9:40:53.891
2 -	1:00.365	+ 3.693	9:34:06.186	10 -	57.006	+ 0.334	9:41:50.897
3 -	59.726	+ 3.054	9:35:05.912	11 -	57.112	+ 0.440	9:42:48.009
4 -	58.084	+ 1.412	9:36:03.996	12 -	56.672		9:43:44.681
5 -	58.595	+ 1.923	9:37:02.591	13 -	57.315	+ 0.643	9:44:41.996
6 -	57.512	+ 0.840	9:38:00.103	14 -	56.899	+ 0.227	9:45:38.895
7 -	58.517	+ 1.845	9:38:58.620	15 -	57.343	+ 0.671	9:46:36.238
8 -	57.488	+ 0.816	9:39:56.108				
66	Stephen WHITELEGG			Legend 1934 Ford Sedan			
1 -	1:01.486	+ 4.001	9:33:22.191	8 -	1:00.946	+ 3.461	9:40:16.362
2 -	59.894	+ 2.409	9:34:22.085	9 -	57.590	+ 0.105	9:41:13.952
3 -	58.435	+ 0.950	9:35:20.520	10 -	59.200	+ 1.715	9:42:13.152
4 -	57.692	+ 0.207	9:36:18.212	11 -	57.867	+ 0.382	9:43:11.019
5 -	59.467	+ 1.982	9:37:17.679	12 -	1:06.288	+ 8.803	9:44:17.307
6 -	58.949	+ 1.464	9:38:16.628	13 -	57.600	+ 0.115	9:45:14.907
7 -	58.788	+ 1.303	9:39:15.416	14 -	57.485		9:46:12.392
72	Glenn BURTENSHAW			Legend 34 Ford Coupe			
1 -	58.988	+ 2.149	9:33:24.403	6 -	57.839	+ 1.000	9:38:14.991
2 -	59.174	+ 2.335	9:34:23.577	7 -	57.242	+ 0.403	9:39:12.233
3 -	58.959	+ 2.120	9:35:22.536	8 -	1:08.177	+ 11.338	9:40:20.410
4 -	56.839		9:36:19.375	9 -	1:00.790	+ 3.951	9:41:21.200
5 -	57.777	+ 0.938	9:37:17.152				
99	Brian COOKE			Legend Ford			
1 -	1:02.600	+ 5.158	9:34:52.564	8 -	57.770	+ 0.328	9:41:46.450
2 -	1:01.333	+ 3.891	9:35:53.897	9 -	57.552	+ 0.110	9:42:44.002
3 -	1:00.273	+ 2.831	9:36:54.170	10 -	57.442		9:43:41.444

Weather / Track : Sunny / Dry

Mallory Park
Circuit Length = 1.3500 miles
Start: 09:30 End: 09:47

Legends Cars Championship
QUALIFYING - RACE 1 - LAP ANALYSIS

4 -	58.870	+ 1.428	9:37:53.040	11 -	57.645	+ 0.203	9:44:39.089
5 -	59.970	+ 2.528	9:38:53.010	12 -	58.564	+ 1.122	9:45:37.653
6 -	57.756	+ 0.314	9:39:50.766	13 -	57.500	+ 0.058	9:46:35.153
7 -	57.914	+ 0.472	9:40:48.680				

Performance & Economy Chip Tuning Sports Saloons

QUALIFYING - RACE 2 - CLASSIFICATION

POS	NO	CL	NAME	ENTRY	TIME	ON	LAPS	GAP	DIFF	MPH
1	3	C	Chris MARIES	MK Indy Busa RR	49.367	10	11			98.44
2	1	D	Paul DOBSON	Mazda RX7	49.981	7	10	0.614	0.614	97.23
3	93	C	Robert SPENCER	Stuart Taylor Locosaki	50.001	7	11	0.634	0.020	97.19
4	10	B	Alistair CHALMERS	Caterham CSR	50.175	12	12	0.808	0.174	96.86
5	90	C	Danny KEENAN	MK Indy	50.895	8	10	1.528	0.720	95.49
6	30	B	Robert CHALMERS	Caterham R400	51.190	9	10	1.823	0.295	94.93
7	52	D	Andy ROBEY	BMW M3	51.835	9	11	2.468	0.645	93.75
8	60	C	Iain GORRIE	Westfield XTR2	52.061	9	9	2.694	0.226	93.35
9	35	C	Christopher THOMAS	Zcars Mini	52.445	8	11	3.078	0.384	92.66
10	26	B	Cam FORBES	Westfield SEiW	52.619	10	10	3.252	0.174	92.36
11	95	C	Paul WOOLFITT	Zcars Mini	52.685	10	11	3.318	0.066	92.24
12	29	A	Colin VICKERS	Ford Capri	52.810	7	10	3.443	0.125	92.02
13	67	A	Piers GRANGE	Ford Sierra XR8	53.464	4	4	4.097	0.654	90.90
14	11	A	Simon ALLAWAY	Lotus Daytona Esprit V8	53.641	4	4	4.274	0.177	90.60
15	56	D	Duncan AUKLAND	Rover 3500	53.810	6	8	4.443	0.169	90.31
16	62	C	Paul SAMPSON	Suzuki SC100	54.514	4	5	5.147	0.704	89.15
17	2	E	Dennis CROMPTON	BMW E30 M3	54.889	4	4	5.522	0.375	88.54
18	12	A	Ric WOOD	Vauxhall Calibra	54.932	7	7	5.565	0.043	88.47
19	24	D	Ralph UNDERWOOD	Triumph TR7 V8	55.115	6	8	5.748	0.183	88.17
20	96	C	Chris ALLANSON	Zcars Mini	56.872	4	9	7.505	1.757	85.45
21	40	B	Dave MARIES	Westfield SE1	57.400	7	9	8.033	0.528	84.66
22	51	B	Brian DEAN	Westfield Se	58.001	1	1	8.634	0.601	83.79
23	53	D	David RAWLINS	Vauxhall Vectra	1:01.773	5	7	12.406	3.772	78.67
24	87	F	Peter CODD	Honda Civic CRX	1:09.605	1	2	20.238	7.832	69.82

CARS 12 & 62 - TRANSPONDERS NOT WORKING - FIX OR YOU WILL BE IGNORED IN THE RACE

Weather / Track : Sunny / Dry

These results are provisional until the conclusion of any judicial and technical matters.

Mallory Park
Circuit Length = 1.3500 miles
Start: 09:51 End: 10:18

Clerk of Course :	Timekeeper :
-------------------	--------------

Performance & Economy Chip Tuning Sports Saloons

QUALIFYING - RACE 2 - LAP ANALYSIS

1	Paul DOBSON		D Mazda RX7				
1 -	58.499	+ 8.518	9:54:42.251	6 -	51.067	+ 1.086	10:13:59.240
2 -	1:04.591	+ 14.610	9:55:46.842	7 -	49.981		10:14:49.221
3 -	5:46.109	+ 4:56.128	10:01:32.951	8 -	51.697	+ 1.716	10:15:40.918
4 -	50.403	+ 0.422	10:02:23.354	9 -	50.556	+ 0.575	10:16:31.474
5 -	10:44.819	+ 9:54.838	10:13:08.173	10 -	51.791	+ 1.810	10:17:23.265
2	Dennis CROMPTON		E BMW E30 M3				
1 -	1:04.324	+ 9.435	9:54:40.561	3 -	5:51.548	+ 4:56.659	10:01:43.675
2 -	1:11.566	+ 16.677	9:55:52.127	4 -	54.889		10:02:38.564
3	Chris MARIES		C MK Indy Busa RR				
1 -	55.911	+ 6.544	9:54:06.022	7 -	50.956	+ 1.589	10:14:33.900
2 -	51.013	+ 1.646	9:54:57.035	8 -	50.534	+ 1.167	10:15:24.434
3 -	1:27.251	+ 37.884	9:56:24.286	9 -	49.512	+ 0.145	10:16:13.946
4 -	4:57.686	+ 4:08.319	10:01:21.972	10 -	49.367		10:17:03.313
5 -	50.603	+ 1.236	10:02:12.575	11 -	49.610	+ 0.243	10:17:52.923
6 -	11:30.369	+ 10:41.002	10:13:42.944				
10	Alistair CHALMERS		B Caterham CSR				
1 -	56.538	+ 6.363	9:54:06.275	7 -	10:40.954	+ 9:50.779	10:13:39.371
2 -	52.250	+ 2.075	9:54:58.525	8 -	51.533	+ 1.358	10:14:30.904
3 -	1:30.013	+ 39.838	9:56:28.538	9 -	50.585	+ 0.410	10:15:21.489
4 -	4:44.658	+ 3:54.483	10:01:13.196	10 -	51.522	+ 1.347	10:16:13.011
5 -	52.447	+ 2.272	10:02:05.643	11 -	50.835	+ 0.660	10:17:03.846
6 -	52.774	+ 2.599	10:02:58.417	12 -	50.175		10:17:54.021
11	Simon ALLAWAY		A Lotus Daytona Esprit V8				
1 -	56.617	+ 2.976	9:55:06.630	3 -	4:53.179	+ 3:59.538	10:01:29.442
2 -	1:29.633	+ 35.992	9:56:36.263	4 -	53.641		10:02:23.083
12	Ric WOOD		A Vauxhall Calibra				
1 -	1:02.641	+ 7.709	9:54:36.662	5 -	1:54.047	+ 59.115	10:15:32.551
2 -	7:23.039	+ 6:28.107	10:01:59.701	6 -	57.291	+ 2.359	10:16:29.842
3 -	56.752	+ 1.820	10:02:56.453	7 -	54.932		10:17:24.774
4 -	10:42.051	+ 9:47.119	10:13:38.504				
24	Ralph UNDERWOOD		D Triumph TR7 V8				
1 -	1:00.788	+ 5.673	9:55:20.233	5 -	58.710	+ 3.595	10:14:37.911
2 -	6:33.382	+ 5:38.267	10:01:53.615	6 -	55.115		10:15:33.026
3 -	56.025	+ 0.910	10:02:49.640	7 -	57.150	+ 2.035	10:16:30.176
4 -	10:49.561	+ 9:54.446	10:13:39.201	8 -	57.297	+ 2.182	10:17:27.473
26	Cam FORBES		B Westfield SEiW				
1 -	1:01.320	+ 8.701	9:54:31.273	6 -	10:42.278	+ 9:49.659	10:13:41.390
2 -	1:06.550	+ 13.931	9:55:37.823	7 -	53.683	+ 1.064	10:14:35.073
3 -	5:22.323	+ 4:29.704	10:01:00.146	8 -	54.911	+ 2.292	10:15:29.984
4 -	59.871	+ 7.252	10:02:00.017	9 -	54.464	+ 1.845	10:16:24.448
5 -	59.095	+ 6.476	10:02:59.112	10 -	52.619		10:17:17.067
29	Colin VICKERS		A Ford Capri				
1 -	59.061	+ 6.251	9:55:03.463	6 -	53.436	+ 0.626	10:13:59.269
2 -	1:30.719	+ 37.909	9:56:34.182	7 -	52.810		10:14:52.079
3 -	4:53.004	+ 4:00.194	10:01:27.186	8 -	54.535	+ 1.725	10:15:46.614
4 -	53.720	+ 0.910	10:02:20.906	9 -	53.676	+ 0.866	10:16:40.290
5 -	10:44.927	+ 9:52.117	10:13:05.833	10 -	55.882	+ 3.072	10:17:36.172
30	Robert CHALMERS		B Caterham R400				
1 -	56.448	+ 5.258	9:54:08.035	6 -	11:33.456	+ 10:42.266	10:13:42.694
2 -	55.505	+ 4.315	9:55:03.540	7 -	52.930	+ 1.740	10:14:35.624
3 -	1:26.097	+ 34.907	9:56:29.637	8 -	53.931	+ 2.741	10:15:29.555
4 -	4:47.111	+ 3:55.921	10:01:16.748	9 -	51.190		10:16:20.745
5 -	52.490	+ 1.300	10:02:09.238	10 -	51.292	+ 0.102	10:17:12.037

CARS 12 & 62 - TRANSPONDERS NOT WORKING - FIX OR YOU WILL BE IGNORED IN THE RACE

Weather / Track : Sunny / Dry

Performance & Economy Chip Tuning Sports Saloons
QUALIFYING - RACE 2 - LAP ANALYSIS

35	Christopher THOMAS		C Zcars Mini				
1 -	57.387	+ 4.942	9:54:12.177	7 -	52.569	+ 0.124	10:14:01.650
2 -	57.209	+ 4.764	9:55:09.386	8 -	52.445		10:14:54.095
3 -	1:28.889	+ 36.444	9:56:38.275	9 -	53.028	+ 0.583	10:15:47.123
4 -	4:55.092	+ 4:02.647	10:01:33.367	10 -	53.938	+ 1.493	10:16:41.061
5 -	54.802	+ 2.357	10:02:28.169	11 -	55.535	+ 3.090	10:17:36.596
6 -	10:40.912	+ 9:48.467	10:13:09.081				
40	Dave MARIES		B Westfield SE1				
1 -	1:06.633	+ 9.233	9:54:39.325	6 -	58.923	+ 1.523	10:14:41.338
2 -	1:19.549	+ 22.149	9:55:58.874	7 -	57.400		10:15:38.738
3 -	5:59.097	+ 5:01.697	10:01:57.971	8 -	58.230	+ 0.830	10:16:36.968
4 -	1:00.060	+ 2.660	10:02:58.031	9 -	1:02.215	+ 4.815	10:17:39.183
5 -	10:44.384	+ 9:46.984	10:13:42.415				
51	Brian DEAN		B Westfield Se				
1 -	58.001		9:55:00.587				
52	Andy ROBEY		D BMW M3				
1 -	57.760	+ 5.925	9:54:15.437	7 -	52.722	+ 0.887	10:14:03.584
2 -	56.692	+ 4.857	9:55:12.129	8 -	51.966	+ 0.131	10:14:55.550
3 -	1:28.658	+ 36.823	9:56:40.787	9 -	51.835		10:15:47.385
4 -	4:55.509	+ 4:03.674	10:01:36.296	10 -	54.854	+ 3.019	10:16:42.239
5 -	53.039	+ 1.204	10:02:29.335	11 -	54.985	+ 3.150	10:17:37.224
6 -	10:41.527	+ 9:49.692	10:13:10.862				
53	David RAWLINS		D Vauxhall Vectra				
1 -	1:09.744	+ 7.971	9:55:36.391	5 -	1:01.773		10:15:28.655
2 -	6:44.004	+ 5:42.231	10:02:20.395	6 -	1:05.282	+ 3.509	10:16:33.937
3 -	11:03.885	+ 10:02.112	10:13:24.280	7 -	1:02.380	+ 0.607	10:17:36.317
4 -	1:02.602	+ 0.829	10:14:26.882				
56	Duncan AUKLAND		D Rover 3500				
1 -	1:01.212	+ 7.402	9:54:45.068	5 -	54.334	+ 0.524	10:14:47.887
2 -	1:17.086	+ 23.276	9:56:02.154	6 -	53.810		10:15:41.697
3 -	6:08.705	+ 5:14.895	10:02:10.859	7 -	53.904	+ 0.094	10:16:35.601
4 -	11:42.694	+ 10:48.884	10:13:53.553	8 -	53.958	+ 0.148	10:17:29.559
60	Iain GORRIE		C Westfield XTR2				
1 -	55.668	+ 3.607	9:54:46.470	6 -	53.859	+ 1.798	10:14:33.772
2 -	1:14.224	+ 22.163	9:56:00.694	7 -	54.222	+ 2.161	10:15:27.994
3 -	6:03.556	+ 5:11.495	10:02:04.250	8 -	52.187	+ 0.126	10:16:20.181
4 -	54.109	+ 2.048	10:02:58.359	9 -	52.061		10:17:12.242
5 -	10:41.554	+ 9:49.493	10:13:39.913				
62	Paul SAMPSON		C Suzuki SC100				
1 -	1:01.720	+ 7.206	9:54:46.305	4 -	54.514		10:15:45.037
2 -	7:20.869	+ 6:26.355	10:02:07.174	5 -	2:12.810	+ 1:18.296	10:17:57.847
3 -	12:43.349	+ 11:48.835	10:14:50.523				
67	Piers GRANGE		A Ford Sierra XR8				
1 -	1:00.449	+ 6.985	9:54:37.257	3 -	20:53.036	+ 19:59.572	10:16:34.867
2 -	1:04.574	+ 11.110	9:55:41.831	4 -	53.464		10:17:28.331
87	Peter CODD		F Honda Civic CRX				
1 -	1:09.605		9:55:21.176	2 -	6:54.172	+ 5:44.567	10:02:15.348
90	Danny KEENAN		C MK Indy				
1 -	55.205	+ 4.310	9:54:21.276	6 -	51.622	+ 0.727	10:13:57.466
2 -	55.024	+ 4.129	9:55:16.300	7 -	51.416	+ 0.521	10:14:48.882
3 -	6:19.424	+ 5:28.529	10:01:35.724	8 -	50.895		10:15:39.777
4 -	51.910	+ 1.015	10:02:27.634	9 -	54.206	+ 3.311	10:16:33.983

CARS 12 & 62 - TRANSPONDERS NOT WORKING - FIX OR YOU WILL BE IGNORED IN THE RACE

Weather / Track : Sunny / Dry

Performance & Economy Chip Tuning Sports Saloons
QUALIFYING - RACE 2 - LAP ANALYSIS

5 -	10:38.210	+ 9:47.315	10:13:05.844	10 -	50.917	+ 0.022	10:17:24.900
93	Robert SPENCER		C	Stuart Taylor Locosaki			
1 -	52.042	+ 2.041	9:54:56.571	7 -	50.001		10:14:17.100
2 -	1:29.212	+ 39.211	9:56:25.783	8 -	50.136	+ 0.135	10:15:07.236
3 -	4:44.744	+ 3:54.743	10:01:10.527	9 -	50.454	+ 0.453	10:15:57.690
4 -	52.753	+ 2.752	10:02:03.280	10 -	50.058	+ 0.057	10:16:47.748
5 -	52.184	+ 2.183	10:02:55.464	11 -	51.329	+ 1.328	10:17:39.077
6 -	10:31.635	+ 9:41.634	10:13:27.099				
95	Paul WOOLFITT		C	Zcars Mini			
1 -	1:01.132	+ 8.447	9:54:35.593	7 -	54.302	+ 1.617	10:14:26.861
2 -	1:03.710	+ 11.025	9:55:39.303	8 -	53.863	+ 1.178	10:15:20.724
3 -	5:21.605	+ 4:28.920	10:01:00.908	9 -	53.764	+ 1.079	10:16:14.488
4 -	59.488	+ 6.803	10:02:00.396	10 -	52.685		10:17:07.173
5 -	56.376	+ 3.691	10:02:56.772	11 -	53.871	+ 1.186	10:18:01.044
6 -	10:35.787	+ 9:43.102	10:13:32.559				
96	Chris ALLANSON		C	Zcars Mini			
1 -	1:01.307	+ 4.435	9:54:42.198	6 -	58.141	+ 1.269	10:14:29.612
2 -	1:12.602	+ 15.730	9:55:54.800	7 -	1:00.292	+ 3.420	10:15:29.904
3 -	5:55.108	+ 4:58.236	10:01:49.908	8 -	59.565	+ 2.693	10:16:29.469
4 -	56.872		10:02:46.780	9 -	1:13.573	+ 16.701	10:17:43.042
5 -	10:44.691	+ 9:47.819	10:13:31.471				

CARS 12 & 62 - TRANSPONDERS NOT WORKING - FIX OR YOU WILL BE IGNORED IN THE RACE

Weather / Track : Sunny / Dry

Lancaster Insurance MG Owners Club (Classes A & F)
QUALIFYING - RACE 3 - CLASSIFICATION

POS	NO	CL	NAME	ENTRY	TIME	ON	LAPS	GAP	DIFF	MPH
1	55	F	Stuart PLOTNEK	MG MGF VVC	55.542	5	10			87.50
2	44	F	Martin WILLS	MG F	55.585	4	14	0.043	0.043	87.43
3	23	F	Paul SAVAGE	MG MGF VVC	55.676	5	15	0.134	0.091	87.29
4	17	F	Gary SMITH	MG F	55.919	3	15	0.377	0.243	86.91
5	4	F	Ian EVANS	MG MGF	55.937	5	15	0.395	0.018	86.88
6	27	F	Peter HIGTON	MG F	56.679	11	15	1.137	0.742	85.74
7	53	F	Mark BAKER	MG F	56.856	3	15	1.314	0.177	85.47
8	6	F	Robin WALKER	MG F	56.910	9	15	1.368	0.054	85.39
9	18	A	Malcolm HILL	MG B GT	58.144	4	14	2.602	1.234	83.58
10	32	A	Ian TENNYSON WOOLCOTT	MG Midget	58.295	12	14	2.753	0.151	83.36
11	33	F	Gareth JONES	MG MGF	59.002	3	14	3.460	0.707	82.36
12	37	A	John KIMBER	MG B GT	59.304	12	14	3.762	0.302	81.95
13	12	A	Paul EALES	MG BGT	59.429	2	7	3.887	0.125	81.77
14	21	A	Brendan MURPHY	MG B	59.849	12	14	4.307	0.420	81.20
15	16	A	Paul WILLIAMS	MG B GT	1:00.779	11	11	5.237	0.930	79.96
16	9	A	Chris FLOOKS	MG MGB GT	1:01.240	8	13	5.698	0.461	79.35
17	15	A	Vincent HUNT	MG B	1:01.664	11	12	6.122	0.424	78.81

Weather / Track : Sunny / Dry

These results are provisional until the conclusion of any judicial and technical matters.

Mallory Park
 Circuit Length = 1.3500 miles
 Start: 10:21 End: 10:38

Clerk of Course :

Timekeeper :

Lancaster Insurance MG Owners Club (Classes A & F)

QUALIFYING - RACE 3 - LAP ANALYSIS

4	Ian EVANS						F MG MGF
1 -	57.435	+ 1.498	10:24:06.673	9 -	58.538	+ 2.601	10:31:47.804
2 -	57.269	+ 1.332	10:25:03.942	10 -	58.082	+ 2.145	10:32:45.886
3 -	58.093	+ 2.156	10:26:02.035	11 -	57.037	+ 1.100	10:33:42.923
4 -	57.040	+ 1.103	10:26:59.075	12 -	57.941	+ 2.004	10:34:40.864
5 -	55.937		10:27:55.012	13 -	58.181	+ 2.244	10:35:39.045
6 -	59.905	+ 3.968	10:28:54.917	14 -	59.695	+ 3.758	10:36:38.740
7 -	56.695	+ 0.758	10:29:51.612	15 -	1:09.687	+ 13.750	10:37:48.427
8 -	57.654	+ 1.717	10:30:49.266				
6	Robin WALKER						F MG F
1 -	58.272	+ 1.362	10:24:20.016	9 -	56.910		10:31:58.010
2 -	57.285	+ 0.375	10:25:17.301	10 -	56.915	+ 0.005	10:32:54.925
3 -	57.382	+ 0.472	10:26:14.683	11 -	57.664	+ 0.754	10:33:52.589
4 -	57.254	+ 0.344	10:27:11.937	12 -	56.977	+ 0.067	10:34:49.566
5 -	57.186	+ 0.276	10:28:09.123	13 -	57.638	+ 0.728	10:35:47.204
6 -	57.359	+ 0.449	10:29:06.482	14 -	57.795	+ 0.885	10:36:44.999
7 -	57.300	+ 0.390	10:30:03.782	15 -	58.056	+ 1.146	10:37:43.055
8 -	57.318	+ 0.408	10:31:01.100				
9	Chris FLOOKS						A MG MGB GT
1 -	1:05.574	+ 4.334	10:24:23.441	8 -	1:01.240		10:31:44.309
2 -	1:03.570	+ 2.330	10:25:27.011	9 -	1:02.660	+ 1.420	10:32:46.969
3 -	1:02.830	+ 1.590	10:26:29.841	10 -	1:02.938	+ 1.698	10:33:49.907
4 -	1:03.179	+ 1.939	10:27:33.020	11 -	1:01.692	+ 0.452	10:34:51.599
5 -	1:03.947	+ 2.707	10:28:36.967	12 -	1:01.684	+ 0.444	10:35:53.283
6 -	1:02.462	+ 1.222	10:29:39.429	13 -	1:01.812	+ 0.572	10:36:55.095
7 -	1:03.640	+ 2.400	10:30:43.069				
12	Paul EALES						A MG BGT
1 -	59.932	+ 0.503	10:24:15.055	5 -	1:00.042	+ 0.613	10:28:14.279
2 -	59.429		10:25:14.484	6 -	1:00.341	+ 0.912	10:29:14.620
3 -	59.944	+ 0.515	10:26:14.428	7 -	1:02.671	+ 3.242	10:30:17.291
4 -	59.809	+ 0.380	10:27:14.237				
15	Vincent HUNT						A MG B
1 -	1:44.062	+ 42.398	10:25:22.138	7 -	1:02.400	+ 0.736	10:31:37.019
2 -	1:03.141	+ 1.477	10:26:25.279	8 -	1:02.063	+ 0.399	10:32:39.082
3 -	1:02.764	+ 1.100	10:27:28.043	9 -	1:01.951	+ 0.287	10:33:41.033
4 -	1:02.146	+ 0.482	10:28:30.189	10 -	1:03.085	+ 1.421	10:34:44.118
5 -	1:02.742	+ 1.078	10:29:32.931	11 -	1:01.664		10:35:45.782
6 -	1:01.688	+ 0.024	10:30:34.619	12 -	1:02.596	+ 0.932	10:36:48.378
16	Paul WILLIAMS						A MG B GT
1 -	1:04.380	+ 3.601	10:24:25.809	7 -	1:07.038	+ 6.259	10:33:04.653
2 -	1:02.195	+ 1.416	10:25:28.004	8 -	1:00.955	+ 0.176	10:34:05.608
3 -	1:02.688	+ 1.909	10:26:30.692	9 -	1:01.413	+ 0.634	10:35:07.021
4 -	1:01.299	+ 0.520	10:27:31.991	10 -	1:02.553	+ 1.774	10:36:09.574
5 -	3:14.252	+ 2:13.473	10:30:46.243	11 -	1:00.779		10:37:10.353
6 -	1:11.372	+ 10.593	10:31:57.615				
17	Gary SMITH						F MG F
1 -	57.404	+ 1.485	10:24:06.290	9 -	58.650	+ 2.731	10:31:53.492
2 -	57.224	+ 1.305	10:25:03.514	10 -	57.380	+ 1.461	10:32:50.872
3 -	55.919		10:25:59.433	11 -	56.982	+ 1.063	10:33:47.854
4 -	55.933	+ 0.014	10:26:55.366	12 -	59.316	+ 3.397	10:34:47.170
5 -	56.063	+ 0.144	10:27:51.429	13 -	59.652	+ 3.733	10:35:46.822
6 -	1:03.562	+ 7.643	10:28:54.991	14 -	57.742	+ 1.823	10:36:44.564
7 -	1:03.392	+ 7.473	10:29:58.383	15 -	56.616	+ 0.697	10:37:41.180
8 -	56.459	+ 0.540	10:30:54.842				
18	Malcolm HILL						A MG B GT
1 -	1:00.860	+ 2.716	10:24:19.968	8 -	1:00.099	+ 1.955	10:31:18.255

Mallory Park
Circuit Length = 1.3500 miles
Start: 10:21 End: 10:38

Weather / Track : Sunny / Dry

Lancaster Insurance MG Owners Club (Classes A & F)

QUALIFYING - RACE 3 - LAP ANALYSIS

2 -	1:00.805	+ 2.661	10:25:20.773	9 -	58.310	+ 0.166	10:32:16.565
3 -	59.428	+ 1.284	10:26:20.201	10 -	58.791	+ 0.647	10:33:15.356
4 -	58.144		10:27:18.345	11 -	58.393	+ 0.249	10:34:13.749
5 -	1:02.511	+ 4.367	10:28:20.856	12 -	1:02.348	+ 4.204	10:35:16.097
6 -	58.568	+ 0.424	10:29:19.424	13 -	58.423	+ 0.279	10:36:14.520
7 -	58.732	+ 0.588	10:30:18.156	14 -	58.275	+ 0.131	10:37:12.795
21	Brendan MURPHY A MG B						
1 -	1:04.747	+ 4.898	10:24:30.817	8 -	1:00.684	+ 0.835	10:31:40.255
2 -	1:03.675	+ 3.826	10:25:34.492	9 -	1:00.665	+ 0.816	10:32:40.920
3 -	1:00.887	+ 1.038	10:26:35.379	10 -	1:00.389	+ 0.540	10:33:41.309
4 -	1:00.408	+ 0.559	10:27:35.787	11 -	1:01.163	+ 1.314	10:34:42.472
5 -	1:02.230	+ 2.381	10:28:38.017	12 -	59.849		10:35:42.321
6 -	1:00.410	+ 0.561	10:29:38.427	13 -	1:00.188	+ 0.339	10:36:42.509
7 -	1:01.144	+ 1.295	10:30:39.571	14 -	1:02.408	+ 2.559	10:37:44.917
23	Paul SAVAGE F MG MGF VVC						
1 -	58.090	+ 2.414	10:24:08.436	9 -	57.251	+ 1.575	10:31:45.497
2 -	56.469	+ 0.793	10:25:04.905	10 -	56.200	+ 0.524	10:32:41.697
3 -	56.064	+ 0.388	10:26:00.969	11 -	55.801	+ 0.125	10:33:37.498
4 -	55.718	+ 0.042	10:26:56.687	12 -	56.326	+ 0.650	10:34:33.824
5 -	55.676		10:27:52.363	13 -	56.234	+ 0.558	10:35:30.058
6 -	1:02.073	+ 6.397	10:28:54.436	14 -	56.208	+ 0.532	10:36:26.266
7 -	56.091	+ 0.415	10:29:50.527	15 -	56.014	+ 0.338	10:37:22.280
8 -	57.719	+ 2.043	10:30:48.246				
27	Peter HIGTON F MG F						
1 -	59.014	+ 2.335	10:24:11.759	9 -	1:01.246	+ 4.567	10:32:01.894
2 -	57.042	+ 0.363	10:25:08.801	10 -	56.925	+ 0.246	10:32:58.819
3 -	56.909	+ 0.230	10:26:05.710	11 -	56.679		10:33:55.498
4 -	56.889	+ 0.210	10:27:02.599	12 -	56.764	+ 0.085	10:34:52.262
5 -	56.932	+ 0.253	10:27:59.531	13 -	57.053	+ 0.374	10:35:49.315
6 -	57.029	+ 0.350	10:28:56.560	14 -	56.969	+ 0.290	10:36:46.284
7 -	58.592	+ 1.913	10:29:55.152	15 -	1:07.037	+ 10.358	10:37:53.321
8 -	1:05.496	+ 8.817	10:31:00.648				
32	Ian TENNYSON WOOLCOTT A MG Midget						
1 -	1:04.364	+ 6.069	10:24:15.663	8 -	59.088	+ 0.793	10:31:14.770
2 -	1:00.647	+ 2.352	10:25:16.310	9 -	59.217	+ 0.922	10:32:13.987
3 -	1:00.229	+ 1.934	10:26:16.539	10 -	59.107	+ 0.812	10:33:13.094
4 -	59.973	+ 1.678	10:27:16.512	11 -	58.741	+ 0.446	10:34:11.835
5 -	59.884	+ 1.589	10:28:16.396	12 -	58.295		10:35:10.130
6 -	59.227	+ 0.932	10:29:15.623	13 -	58.817	+ 0.522	10:36:08.947
7 -	1:00.059	+ 1.764	10:30:15.682	14 -	58.687	+ 0.392	10:37:07.634
33	Gareth JONES F MG MGF						
1 -	1:01.718	+ 2.716	10:24:31.978	8 -	59.474	+ 0.472	10:31:31.542
2 -	1:01.881	+ 2.879	10:25:33.859	9 -	1:00.181	+ 1.179	10:32:31.723
3 -	59.002		10:26:32.861	10 -	1:00.267	+ 1.265	10:33:31.990
4 -	59.654	+ 0.652	10:27:32.515	11 -	1:00.786	+ 1.784	10:34:32.776
5 -	59.626	+ 0.624	10:28:32.141	12 -	1:00.110	+ 1.108	10:35:32.886
6 -	59.815	+ 0.813	10:29:31.956	13 -	59.580	+ 0.578	10:36:32.466
7 -	1:00.112	+ 1.110	10:30:32.068	14 -	1:00.813	+ 1.811	10:37:33.279
37	John KIMBER A MG B GT						
1 -	1:02.692	+ 3.388	10:24:31.508	8 -	1:01.138	+ 1.834	10:31:36.948
2 -	1:00.992	+ 1.688	10:25:32.500	9 -	59.893	+ 0.589	10:32:36.841
3 -	1:00.425	+ 1.121	10:26:32.925	10 -	59.723	+ 0.419	10:33:36.564
4 -	1:00.302	+ 0.998	10:27:33.227	11 -	1:00.181	+ 0.877	10:34:36.745
5 -	1:02.287	+ 2.983	10:28:35.514	12 -	59.304		10:35:36.049
6 -	1:00.176	+ 0.872	10:29:35.690	13 -	59.530	+ 0.226	10:36:35.579
7 -	1:00.120	+ 0.816	10:30:35.810	14 -	59.335	+ 0.031	10:37:34.914

Mallory Park
Circuit Length = 1.3500 miles
Start: 10:21 End: 10:38

Weather / Track : Sunny / Dry


Lancaster Insurance MG Owners Club (Classes A & F)

QUALIFYING - RACE 3 - LAP ANALYSIS

44		Martin WILLS		F MG F			
1 -	56.231	+ 0.646	10:24:04.352	8 -	1:06.796	+ 11.211	10:30:55.870
2 -	56.316	+ 0.731	10:25:00.668	9 -	55.692	+ 0.107	10:31:51.562
3 -	56.001	+ 0.416	10:25:56.669	10 -	56.482	+ 0.897	10:32:48.044
4 -	55.585		10:26:52.254	11 -	56.588	+ 1.003	10:33:44.632
5 -	55.847	+ 0.262	10:27:48.101	12 -	1:02.011	+ 6.426	10:34:46.643
6 -	1:04.525	+ 8.940	10:28:52.626	13 -	56.600	+ 1.015	10:35:43.243
7 -	56.448	+ 0.863	10:29:49.074	14 -	1:23.855	+ 28.270	10:37:07.098
53		Mark BAKER		F MG F			
1 -	58.681	+ 1.825	10:24:12.799	9 -	57.293	+ 0.437	10:31:49.710
2 -	57.392	+ 0.536	10:25:10.191	10 -	57.057	+ 0.201	10:32:46.767
3 -	56.856		10:26:07.047	11 -	57.087	+ 0.231	10:33:43.854
4 -	57.136	+ 0.280	10:27:04.183	12 -	57.819	+ 0.963	10:34:41.673
5 -	56.891	+ 0.035	10:28:01.074	13 -	56.955	+ 0.099	10:35:38.628
6 -	57.134	+ 0.278	10:28:58.208	14 -	57.193	+ 0.337	10:36:35.821
7 -	57.200	+ 0.344	10:29:55.408	15 -	57.299	+ 0.443	10:37:33.120
8 -	57.009	+ 0.153	10:30:52.417				
55		Stuart PLOTNEK		F MG MGF VVC			
1 -	57.965	+ 2.423	10:24:10.170	6 -	3:00.430	+ 2:04.888	10:30:53.865
2 -	56.187	+ 0.645	10:25:06.357	7 -	59.984	+ 4.442	10:31:53.849
3 -	55.991	+ 0.449	10:26:02.348	8 -	55.684	+ 0.142	10:32:49.533
4 -	55.545	+ 0.003	10:26:57.893	9 -	55.839	+ 0.297	10:33:45.372
5 -	55.542		10:27:53.435	10 -	1:00.371	+ 4.829	10:34:45.743

Lancaster Insurance MG Owners Club (Classes A & F)

RACE 3 - GRID - AMENDED

ROW 10	71	Matt SHORT	
ROW 9	15	1:01.664 Vincent HUNT	26 Mark WITHERINGTON
ROW 8	16	1:00.779 Paul WILLIAMS	9 1:01.240 Chris FLOOKS
ROW 7	12	59.429 Paul EALES	21 59.849 Brendan MURPHY
ROW 6	33	59.002 Gareth JONES	37 59.304 John KIMBER
ROW 5	18	58.144 Malcolm HILL	32 58.295 Ian TENNYSON WOOLCOTT
ROW 4	53	56.856 Mark BAKER	6 56.910 Robin WALKER
ROW 3	4	55.937 Ian EVANS	27 56.679 Peter HIGTON
ROW 2	23	55.676 Paul SAVAGE	17 55.919 Gary SMITH
ROW 1	55	55.542 Stuart PLOTNEK	44 55.585 Martin WILLS
Pole			
			

Mallory Park
Circuit Length = 1.3500 miles

These results are provisional until the conclusion of any judicial and technical matters.

Clerk of Course :

Timekeeper :

Pinto Championship
QUALIFYING - RACE 7 - CLASSIFICATION

POS	NO	CL	NAME	ENTRY	TIME	ON	LAPS	GAP	DIFF	MPH
1	8	A	David HOUGHTON	Van Diemen	47.647	5	15			101.99
2	77	A	Patrick SHERRINGTON	Tiga SC80	47.700	10	16	0.053	0.053	101.88
3	63	A	Oli STIRLING	Tiga SC80	47.966	7	16	0.319	0.266	101.32
4	48	B	Paul STREAT	Swift DB2	48.164	11	16	0.517	0.198	100.90
5	44	B	Geoff GORDON	Shrike P15	48.564	16	16	0.917	0.400	100.07
6	31	B	Colin PEACH	Tiga SC84	48.781	10	10	1.134	0.217	99.62
7	22	A	Andy MATHEW	Shrike P16	48.946	16	16	1.299	0.165	99.29
8	72	H	Jonathan LOADER	Crossle 42S	49.589	10	15	1.942	0.643	98.00
9	12	H	Charles FOGG	Tiga SC80	49.759	4	5	2.112	0.170	97.67
10	38	A	Clive STEEPER	Tiga SC87	50.453	10	15	2.806	0.694	96.32
11	45	B	Damian GRIFFIN	Lola T598	50.458	11	11	2.811	0.005	96.31
12	65	H	Mike JOHNS	Royale S2000M	51.091	11	14	3.444	0.633	95.12
13	33	B	Mike FRY	Lola T86/90	51.222	8	15	3.575	0.131	94.88
14	66	B	Robert LACEY	Royale RP42	52.625	14	14	4.978	1.403	92.35
15	11	B	Barry PHILLIPS	Tiga SC83	52.856	10	14	5.209	0.231	91.94
16	96	H	Mira FEYERABEND	Tiga SC79	54.357	12	13	6.710	1.501	89.40

CAR44 - TRANSPONDER STOPPED WORKING - WIRING FAULT

Weather / Track : Sunny / Dry

These results are provisional until the conclusion of any judicial and technical matters.

Mallory Park
 Circuit Length = 1.3500 miles
 Start: 10:44 End: 11:14

Clerk of Course :		Timekeeper :
-------------------	--	--------------

Pinto Championship

QUALIFYING - RACE 7 - LAP ANALYSIS

8	David HOUGHTON		A Van Diemen				
1 -	50.350	+ 2.703	10:46:02.375	9 -	49.537	+ 1.890	10:52:33.717
2 -	49.373	+ 1.726	10:46:51.748	10 -	1:40.759	+ 53.112	10:54:14.476
3 -	50.556	+ 2.909	10:47:42.304	11 -	49.121	+ 1.474	10:55:03.597
4 -	48.519	+ 0.872	10:48:30.823	12 -	16:42.079	+ 15:54.432	11:11:45.676
5 -	47.647		10:49:18.470	13 -	51.462	+ 3.815	11:12:37.138
6 -	47.780	+ 0.133	10:50:06.250	14 -	49.353	+ 1.706	11:13:26.491
7 -	49.690	+ 2.043	10:50:55.940	15 -	50.157	+ 2.510	11:14:16.648
8 -	48.240	+ 0.593	10:51:44.180				
11	Barry PHILLIPS		B Tiga SC83				
1 -	1:00.838	+ 7.982	10:46:37.278	8 -	53.386	+ 0.530	10:53:04.995
2 -	57.465	+ 4.609	10:47:34.743	9 -	53.288	+ 0.432	10:53:58.283
3 -	57.685	+ 4.829	10:48:32.428	10 -	52.856		10:54:51.139
4 -	55.928	+ 3.072	10:49:28.356	11 -	16:54.524	+ 16:01.668	11:11:45.663
5 -	55.005	+ 2.149	10:50:23.361	12 -	54.075	+ 1.219	11:12:39.738
6 -	54.278	+ 1.422	10:51:17.639	13 -	53.038	+ 0.182	11:13:32.776
7 -	53.970	+ 1.114	10:52:11.609	14 -	53.256	+ 0.400	11:14:26.032
12	Charles FOGG		H Tiga SC80				
1 -	53.202	+ 3.443	10:46:12.333	4 -	49.759		10:48:44.460
2 -	51.426	+ 1.667	10:47:03.759	5 -	1:13.062	+ 23.303	10:49:57.522
3 -	50.942	+ 1.183	10:47:54.701				
22	Andy MATHEW		A Shrike P16				
1 -	56.467	+ 7.521	10:46:34.784	9 -	49.813	+ 0.867	10:53:14.847
2 -	51.141	+ 2.195	10:47:25.925	10 -	48.988	+ 0.042	10:54:03.835
3 -	50.595	+ 1.649	10:48:16.520	11 -	49.828	+ 0.882	10:54:53.663
4 -	49.528	+ 0.582	10:49:06.048	12 -	53.677	+ 4.731	10:55:47.340
5 -	50.163	+ 1.217	10:49:56.211	13 -	15:48.332	+ 14:59.386	11:11:35.672
6 -	49.200	+ 0.254	10:50:45.411	14 -	50.543	+ 1.597	11:12:26.215
7 -	50.019	+ 1.073	10:51:35.430	15 -	50.250	+ 1.304	11:13:16.465
8 -	49.604	+ 0.658	10:52:25.034	16 -	48.946		11:14:05.411
31	Colin PEACH		B Tiga SC84				
1 -	53.278	+ 4.497	10:46:18.849	6 -	50.328	+ 1.547	10:50:34.156
2 -	51.072	+ 2.291	10:47:09.921	7 -	50.676	+ 1.895	10:51:24.832
3 -	50.423	+ 1.642	10:48:00.344	8 -	1:31.284	+ 42.503	10:52:56.116
4 -	49.803	+ 1.022	10:48:50.147	9 -	49.282	+ 0.501	10:53:45.398
5 -	53.681	+ 4.900	10:49:43.828	10 -	48.781		10:54:34.179
33	Mike FRY		B Lola T86/90				
1 -	56.326	+ 5.104	10:46:23.907	9 -	52.551	+ 1.329	10:53:24.926
2 -	54.912	+ 3.690	10:47:18.819	10 -	51.654	+ 0.432	10:54:16.580
3 -	54.188	+ 2.966	10:48:13.007	11 -	51.877	+ 0.655	10:55:08.457
4 -	52.890	+ 1.668	10:49:05.897	12 -	16:30.996	+ 15:39.774	11:11:39.453
5 -	52.236	+ 1.014	10:49:58.133	13 -	52.801	+ 1.579	11:12:32.254
6 -	51.763	+ 0.541	10:50:49.896	14 -	52.646	+ 1.424	11:13:24.900
7 -	51.257	+ 0.035	10:51:41.153	15 -	53.434	+ 2.212	11:14:18.334
8 -	51.222		10:52:32.375				
38	Clive STEEPER		A Tiga SC87				
1 -	56.036	+ 5.583	10:46:54.948	9 -	50.808	+ 0.355	10:53:51.854
2 -	53.474	+ 3.021	10:47:48.422	10 -	50.453		10:54:42.307
3 -	53.798	+ 3.345	10:48:42.220	11 -	51.969	+ 1.516	10:55:34.276
4 -	52.406	+ 1.953	10:49:34.626	12 -	16:19.815	+ 15:29.362	11:11:54.091
5 -	51.965	+ 1.512	10:50:26.591	13 -	51.650	+ 1.197	11:12:45.741
6 -	51.579	+ 1.126	10:51:18.170	14 -	51.613	+ 1.160	11:13:37.354
7 -	51.922	+ 1.469	10:52:10.092	15 -	50.482	+ 0.029	11:14:27.836
8 -	50.954	+ 0.501	10:53:01.046				
44	Geoff GORDON		B Shrike P15				
1 -	51.715	+ 3.151	10:46:05.478	9 -	49.292	+ 0.728	10:52:44.530

CAR44 - TRANSPONDER STOPPED WORKING - WIRING FAULT

Weather / Track : Sunny / Dry

Pinto Championship

QUALIFYING - RACE 7 - LAP ANALYSIS

2 -	50.298	+ 1.734	10:46:55.776	10 -	49.140	+ 0.576	10:53:33.670
3 -	50.991	+ 2.427	10:47:46.767	11 -	49.266	+ 0.702	10:54:22.936
4 -	49.224	+ 0.660	10:48:35.991	12 -	49.124	+ 0.560	10:55:12.060
5 -	51.861	+ 3.297	10:49:27.852	13 -	16:30.773	+ 15:42.209	11:11:42.833
6 -	49.115	+ 0.551	10:50:16.967	14 -	50.064	+ 1.500	11:12:32.897
7 -	49.168	+ 0.604	10:51:06.135	15 -	49.942	+ 1.378	11:13:22.839
8 -	49.103	+ 0.539	10:51:55.238	16 -	48.564		11:14:11.403
45	Damian GRIFFIN B Lola T598						
1 -	57.854	+ 7.396	10:46:35.573	7 -	50.594	+ 0.136	10:51:47.465
2 -	55.456	+ 4.998	10:47:31.029	8 -	50.691	+ 0.233	10:52:38.156
3 -	52.632	+ 2.174	10:48:23.661	9 -	50.474	+ 0.016	10:53:28.630
4 -	51.115	+ 0.657	10:49:14.776	10 -	51.599	+ 1.141	10:54:20.229
5 -	50.708	+ 0.250	10:50:05.484	11 -	50.458		10:55:10.687
6 -	51.387	+ 0.929	10:50:56.871				
48	Paul STREAT B Swift DB2						
1 -	53.255	+ 5.091	10:46:26.890	9 -	48.671	+ 0.507	10:53:06.750
2 -	51.999	+ 3.835	10:47:18.889	10 -	50.279	+ 2.115	10:53:57.029
3 -	50.575	+ 2.411	10:48:09.464	11 -	48.164		10:54:45.193
4 -	50.261	+ 2.097	10:48:59.725	12 -	49.110	+ 0.946	10:55:34.303
5 -	51.094	+ 2.930	10:49:50.819	13 -	16:00.777	+ 15:12.613	11:11:35.080
6 -	49.072	+ 0.908	10:50:39.891	14 -	50.896	+ 2.732	11:12:25.976
7 -	48.990	+ 0.826	10:51:28.881	15 -	52.455	+ 4.291	11:13:18.431
8 -	49.198	+ 1.034	10:52:18.079	16 -	52.491	+ 4.327	11:14:10.922
63	Oli STIRLING A Tiga SC80						
1 -	51.507	+ 3.541	10:46:10.836	9 -	48.327	+ 0.361	10:52:46.211
2 -	49.738	+ 1.772	10:47:00.574	10 -	49.114	+ 1.148	10:53:35.325
3 -	49.044	+ 1.078	10:47:49.618	11 -	49.117	+ 1.151	10:54:24.442
4 -	51.024	+ 3.058	10:48:40.642	12 -	52.871	+ 4.905	10:55:17.313
5 -	48.929	+ 0.963	10:49:29.571	13 -	16:29.704	+ 15:41.738	11:11:47.017
6 -	49.076	+ 1.110	10:50:18.647	14 -	50.864	+ 2.898	11:12:37.881
7 -	47.966		10:51:06.613	15 -	48.953	+ 0.987	11:13:26.834
8 -	51.271	+ 3.305	10:51:57.884	16 -	50.154	+ 2.188	11:14:16.988
65	Mike JOHNS H Royale S2000M						
1 -	58.449	+ 7.358	10:46:22.642	8 -	51.543	+ 0.452	10:52:43.617
2 -	59.966	+ 8.875	10:47:22.608	9 -	54.139	+ 3.048	10:53:37.756
3 -	56.067	+ 4.976	10:48:18.675	10 -	51.298	+ 0.207	10:54:29.054
4 -	53.332	+ 2.241	10:49:12.007	11 -	51.091		10:55:20.145
5 -	52.580	+ 1.489	10:50:04.587	12 -	16:33.186	+ 15:42.095	11:11:53.331
6 -	55.481	+ 4.390	10:51:00.068	13 -	59.491	+ 8.400	11:12:52.822
7 -	52.006	+ 0.915	10:51:52.074	14 -	52.118	+ 1.027	11:13:44.940
66	Robert LACEY B Royale RP42						
1 -	1:01.995	+ 9.370	10:46:48.489	8 -	54.715	+ 2.090	10:53:26.110
2 -	58.040	+ 5.415	10:47:46.529	9 -	54.831	+ 2.206	10:54:20.941
3 -	57.918	+ 5.293	10:48:44.447	10 -	53.640	+ 1.015	10:55:14.581
4 -	1:01.425	+ 8.800	10:49:45.872	11 -	16:34.296	+ 15:41.671	11:11:48.877
5 -	55.206	+ 2.581	10:50:41.078	12 -	54.483	+ 1.858	11:12:43.360
6 -	55.829	+ 3.204	10:51:36.907	13 -	54.475	+ 1.850	11:13:37.835
7 -	54.488	+ 1.863	10:52:31.395	14 -	52.625		11:14:30.460
72	Jonathan LOADER H Crossle 42S						
1 -	54.236	+ 4.647	10:46:24.437	9 -	49.999	+ 0.410	10:53:13.628
2 -	53.548	+ 3.959	10:47:17.985	10 -	49.589		10:54:03.217
3 -	50.368	+ 0.779	10:48:08.353	11 -	56.473	+ 6.884	10:54:59.690
4 -	49.936	+ 0.347	10:48:58.289	12 -	16:34.226	+ 15:44.637	11:11:33.916
5 -	54.380	+ 4.791	10:49:52.669	13 -	53.037	+ 3.448	11:12:26.953
6 -	50.029	+ 0.440	10:50:42.698	14 -	50.378	+ 0.789	11:13:17.331
7 -	51.103	+ 1.514	10:51:33.801	15 -	49.824	+ 0.235	11:14:07.155
8 -	49.828	+ 0.239	10:52:23.629				

CAR44 - TRANSPONDER STOPPED WORKING - WIRING FAULT

Weather / Track : Sunny / Dry

Pinto Championship

QUALIFYING - RACE 7 - LAP ANALYSIS


77		Patrick SHERRINGTON		A Tiga SC80			
1 -	52.172	+ 4.472	10:46:16.481	9 -	48.072	+ 0.372	10:52:48.388
2 -	49.009	+ 1.309	10:47:05.490	10 -	47.700		10:53:36.088
3 -	48.544	+ 0.844	10:47:54.034	11 -	47.938	+ 0.238	10:54:24.026
4 -	50.051	+ 2.351	10:48:44.085	12 -	48.412	+ 0.712	10:55:12.438
5 -	48.035	+ 0.335	10:49:32.120	13 -	16:33.517	+ 15:45.817	11:11:45.955
6 -	51.411	+ 3.711	10:50:23.531	14 -	51.416	+ 3.716	11:12:37.371
7 -	48.625	+ 0.925	10:51:12.156	15 -	49.628	+ 1.928	11:13:26.999
8 -	48.160	+ 0.460	10:52:00.316	16 -	50.260	+ 2.560	11:14:17.259
96		Mira FEYERABEND		H Tiga SC79			
1 -	1:01.069	+ 6.712	10:46:31.170	8 -	56.817	+ 2.460	10:53:16.199
2 -	1:01.337	+ 6.980	10:47:32.507	9 -	54.694	+ 0.337	10:54:10.893
3 -	59.298	+ 4.941	10:48:31.805	10 -	54.933	+ 0.576	10:55:05.826
4 -	59.157	+ 4.800	10:49:30.962	11 -	16:39.056	+ 15:44.699	11:11:44.882
5 -	55.453	+ 1.096	10:50:26.415	12 -	54.357		11:12:39.239
6 -	55.977	+ 1.620	10:51:22.392	13 -	1:31.647	+ 37.290	11:14:10.886
7 -	56.990	+ 2.633	10:52:19.382				

CAR44 - TRANSPONDER STOPPED WORKING - WIRING FAULT

Weather / Track : Sunny / Dry

Pinto Championship

RACE 7 - GRID

ROW 8	52.856 11 Barry PHILLIPS	54.357 96 Mira FEYERABEND
ROW 7	51.222 33 Mike FRY	52.625 66 Robert LACEY
ROW 6	50.458 45 Damian GRIFFIN	51.091 65 Mike JOHNS
ROW 5	49.759 12 Charles FOGG	50.453 38 Clive STEEPER
ROW 4	48.946 22 Andy MATHEW	49.589 72 Jonathan LOADER
ROW 3	48.564 44 Geoff GORDON	48.781 31 Colin PEACH
ROW 2	47.966 63 Oli STIRLING	48.164 48 Paul STREAT
ROW 1	47.647 8 David HOUGHTON	47.700 77 Patrick SHERRINGTON
Pole		
		

Mallory Park
Circuit Length = 1.3500 miles

These results are provisional until the conclusion of any judicial and technical matters.

Clerk of Course :

Timekeeper :

Universal Racing Services Classic Formula Ford 2000
QUALIFYING - RACE 5 - CLASSIFICATION

POS	NO	CL	NAME	ENTRY	TIME	ON	LAPS	GAP	DIFF	MPH
1	72	A	Andrew STORER	Van Diemen RF82	47.817	19	24			101.63
2	2	A	Ian PEARSON	Van Diemen RF83	47.862	17	19	0.045	0.045	101.54
3	97	A	Lawrence DENNE	Van Diemen RF82	48.245	7	9	0.428	0.383	100.73
4	1	A	Andy HUXTABLE	Van Diemen RF83	48.315	16	24	0.498	0.070	100.58
5	56	A	Paul BURT	Van Diemen RF82	48.611	7	23	0.794	0.296	99.97
6	18	A	Tom POPE	Van Diemen RF81	48.728	7	7	0.911	0.117	99.73
7	35	A	Neil HUNT	Van Diemen RF82	48.763	15	23	0.946	0.035	99.66
8	4	A	Richard WALLINGTON	Van Diemen RF83	48.991	3	5	1.174	0.228	99.20
9	50	B	Wil ARIF	Reynard 78	49.128	14	23	1.311	0.137	98.92
10	57	A	Chris LEVY	Van Diemen RF83	49.229	23	23	1.412	0.101	98.72
11	40	A	Ken THOROGOOD	Van Diemen RF82	49.290	7	23	1.473	0.061	98.59
12	48	A	Kevin LEWIS	Van Diemen RF82	49.336	22	22	1.519	0.046	98.50
13	98	A	Rodney TOFT	Van Diemen RF82	49.922	18	23	2.105	0.586	97.35
14	73	B	John WILSON	Royale RP26	50.308	10	13	2.491	0.386	96.60
15	45	A	Robert PEARSON	Royale RP30	51.213	19	19	3.396	0.905	94.89

Weather / Track : Cloudy / Dry

These results are provisional until the conclusion of any judicial and technical matters.

Mallory Park
 Circuit Length = 1.3500 miles
 Start: 11:18 End: 11:39

Clerk of Course :	Timekeeper :
-------------------	--------------

Universal Racing Services Classic Formula Ford 2000

QUALIFYING - RACE 5 - LAP ANALYSIS

1	Andy HUXTABLE						A	Van Diemen RF83	
1 -	49.752	+ 1.437	11:19:44.693	13 -	48.605	+ 0.290	11:29:35.749		
2 -	50.629	+ 2.314	11:20:35.322	14 -	48.845	+ 0.530	11:30:24.594		
3 -	49.530	+ 1.215	11:21:24.852	15 -	48.765	+ 0.450	11:31:13.359		
4 -	49.496	+ 1.181	11:22:14.348	16 -	48.315		11:32:01.674		
5 -	48.567	+ 0.252	11:23:02.915	17 -	48.596	+ 0.281	11:32:50.270		
6 -	50.707	+ 2.392	11:23:53.622	18 -	48.810	+ 0.495	11:33:39.080		
7 -	49.000	+ 0.685	11:24:42.622	19 -	48.509	+ 0.194	11:34:27.589		
8 -	48.932	+ 0.617	11:25:31.554	20 -	48.650	+ 0.335	11:35:16.239		
9 -	49.044	+ 0.729	11:26:20.598	21 -	48.717	+ 0.402	11:36:04.956		
10 -	48.636	+ 0.321	11:27:09.234	22 -	48.607	+ 0.292	11:36:53.563		
11 -	49.262	+ 0.947	11:27:58.496	23 -	48.659	+ 0.344	11:37:42.222		
12 -	48.648	+ 0.333	11:28:47.144	24 -	48.722	+ 0.407	11:38:30.944		
2	Ian PEARSON						A	Van Diemen RF83	
1 -	50.638	+ 2.776	11:20:02.662	11 -	48.118	+ 0.256	11:31:32.378		
2 -	49.734	+ 1.872	11:20:52.396	12 -	48.332	+ 0.470	11:32:20.710		
3 -	48.868	+ 1.006	11:21:41.264	13 -	47.935	+ 0.073	11:33:08.645		
4 -	48.804	+ 0.942	11:22:30.068	14 -	48.395	+ 0.533	11:33:57.040		
5 -	49.383	+ 1.521	11:23:19.451	15 -	48.126	+ 0.264	11:34:45.166		
6 -	48.864	+ 1.002	11:24:08.315	16 -	47.977	+ 0.115	11:35:33.143		
7 -	48.240	+ 0.378	11:24:56.555	17 -	47.862		11:36:21.005		
8 -	4:10.725	+ 3:22.863	11:29:07.280	18 -	48.133	+ 0.271	11:37:09.138		
9 -	48.848	+ 0.986	11:29:56.128	19 -	48.018	+ 0.156	11:37:57.156		
10 -	48.132	+ 0.270	11:30:44.260						
4	Richard WALLINGTON						A	Van Diemen RF83	
1 -	50.028	+ 1.037	11:19:44.280	4 -	1:16.685	+ 27.694	11:22:38.955		
2 -	48.999	+ 0.008	11:20:33.279	5 -	54.685	+ 5.694	11:23:33.640		
3 -	48.991		11:21:22.270						
18	Tom POPE						A	Van Diemen RF81	
1 -	52.571	+ 3.843	11:20:01.890	5 -	49.454	+ 0.726	11:23:21.467		
2 -	49.949	+ 1.221	11:20:51.839	6 -	49.742	+ 1.014	11:24:11.209		
3 -	50.351	+ 1.623	11:21:42.190	7 -	48.728		11:24:59.937		
4 -	49.823	+ 1.095	11:22:32.013						
35	Neil HUNT						A	Van Diemen RF82	
1 -	52.470	+ 3.707	11:20:06.653	13 -	49.253	+ 0.490	11:30:06.550		
2 -	50.048	+ 1.285	11:20:56.701	14 -	48.948	+ 0.185	11:30:55.498		
3 -	51.005	+ 2.242	11:21:47.706	15 -	48.763		11:31:44.261		
4 -	51.693	+ 2.930	11:22:39.399	16 -	49.760	+ 0.997	11:32:34.021		
5 -	50.934	+ 2.171	11:23:30.333	17 -	49.228	+ 0.465	11:33:23.249		
6 -	49.707	+ 0.944	11:24:20.040	18 -	49.224	+ 0.461	11:34:12.473		
7 -	49.995	+ 1.232	11:25:10.035	19 -	49.067	+ 0.304	11:35:01.540		
8 -	49.513	+ 0.750	11:25:59.548	20 -	48.862	+ 0.099	11:35:50.402		
9 -	49.628	+ 0.865	11:26:49.176	21 -	49.091	+ 0.328	11:36:39.493		
10 -	49.528	+ 0.765	11:27:38.704	22 -	48.944	+ 0.181	11:37:28.437		
11 -	49.394	+ 0.631	11:28:28.098	23 -	49.131	+ 0.368	11:38:17.568		
12 -	49.199	+ 0.436	11:29:17.297						
40	Ken THOROGOOD						A	Van Diemen RF82	
1 -	52.015	+ 2.725	11:20:07.402	13 -	49.468	+ 0.178	11:30:10.962		
2 -	50.560	+ 1.270	11:20:57.962	14 -	49.560	+ 0.270	11:31:00.522		
3 -	50.525	+ 1.235	11:21:48.487	15 -	49.498	+ 0.208	11:31:50.020		
4 -	51.807	+ 2.517	11:22:40.294	16 -	49.775	+ 0.485	11:32:39.795		
5 -	51.318	+ 2.028	11:23:31.612	17 -	49.663	+ 0.373	11:33:29.458		
6 -	50.706	+ 1.416	11:24:22.318	18 -	49.798	+ 0.508	11:34:19.256		
7 -	49.290		11:25:11.608	19 -	50.297	+ 1.007	11:35:09.553		
8 -	49.631	+ 0.341	11:26:01.239	20 -	50.277	+ 0.987	11:35:59.830		
9 -	51.027	+ 1.737	11:26:52.266	21 -	49.326	+ 0.036	11:36:49.156		
10 -	50.032	+ 0.742	11:27:42.298	22 -	49.851	+ 0.561	11:37:39.007		
11 -	49.677	+ 0.387	11:28:31.975	23 -	49.829	+ 0.539	11:38:28.836		
12 -	49.519	+ 0.229	11:29:21.494						

Mallory Park
Circuit Length = 1.3500 miles
Start: 11:18 End: 11:39

Weather / Track : Cloudy / Dry

Universal Racing Services Classic Formula Ford 2000

QUALIFYING - RACE 5 - LAP ANALYSIS

45	Robert PEARSON		A Royale RP30				
1 -	53.757	+ 2.544	11:20:02.081	11 -	57.951	+ 6.738	11:28:49.069
2 -	52.735	+ 1.522	11:20:54.816	12 -	3:24.670	+ 2:33.457	11:32:13.739
3 -	52.230	+ 1.017	11:21:47.046	13 -	51.702	+ 0.489	11:33:05.441
4 -	52.570	+ 1.357	11:22:39.616	14 -	51.478	+ 0.265	11:33:56.919
5 -	54.158	+ 2.945	11:23:33.774	15 -	52.057	+ 0.844	11:34:48.976
6 -	51.350	+ 0.137	11:24:25.124	16 -	51.502	+ 0.289	11:35:40.478
7 -	51.254	+ 0.041	11:25:16.378	17 -	53.930	+ 2.717	11:36:34.408
8 -	51.706	+ 0.493	11:26:08.084	18 -	51.552	+ 0.339	11:37:25.960
9 -	51.467	+ 0.254	11:26:59.551	19 -	51.213		11:38:17.173
10 -	51.567	+ 0.354	11:27:51.118				
48	Kevin LEWIS		A Van Diemen RF82				
1 -	59.612	+ 10.276	11:20:23.606	12 -	54.353	+ 5.017	11:30:00.201
2 -	58.506	+ 9.170	11:21:22.112	13 -	53.850	+ 4.514	11:30:54.051
3 -	54.876	+ 5.540	11:22:16.988	14 -	52.655	+ 3.319	11:31:46.706
4 -	51.323	+ 1.987	11:23:08.311	15 -	53.157	+ 3.821	11:32:39.863
5 -	50.996	+ 1.660	11:23:59.307	16 -	55.854	+ 6.518	11:33:35.717
6 -	50.604	+ 1.268	11:24:49.911	17 -	50.043	+ 0.707	11:34:25.760
7 -	50.561	+ 1.225	11:25:40.472	18 -	49.625	+ 0.289	11:35:15.385
8 -	51.362	+ 2.026	11:26:31.834	19 -	50.757	+ 1.421	11:36:06.142
9 -	50.708	+ 1.372	11:27:22.542	20 -	49.657	+ 0.321	11:36:55.799
10 -	50.370	+ 1.034	11:28:12.912	21 -	49.677	+ 0.341	11:37:45.476
11 -	52.936	+ 3.600	11:29:05.848	22 -	49.336		11:38:34.812
50	Wil ARIF		B Reynard 78				
1 -	51.574	+ 2.446	11:20:10.612	13 -	49.312	+ 0.184	11:30:09.570
2 -	50.714	+ 1.586	11:21:01.326	14 -	49.128		11:30:58.698
3 -	49.979	+ 0.851	11:21:51.305	15 -	49.190	+ 0.062	11:31:47.888
4 -	49.976	+ 0.848	11:22:41.281	16 -	49.192	+ 0.064	11:32:37.080
5 -	51.311	+ 2.183	11:23:32.592	17 -	49.130	+ 0.002	11:33:26.210
6 -	50.102	+ 0.974	11:24:22.694	18 -	49.378	+ 0.250	11:34:15.588
7 -	49.578	+ 0.450	11:25:12.272	19 -	49.178	+ 0.050	11:35:04.766
8 -	49.599	+ 0.471	11:26:01.871	20 -	49.786	+ 0.658	11:35:54.552
9 -	49.961	+ 0.833	11:26:51.832	21 -	49.508	+ 0.380	11:36:44.060
10 -	49.418	+ 0.290	11:27:41.250	22 -	49.478	+ 0.350	11:37:33.538
11 -	49.470	+ 0.342	11:28:30.720	23 -	49.303	+ 0.175	11:38:22.841
12 -	49.538	+ 0.410	11:29:20.258				
56	Paul BURT		A Van Diemen RF82				
1 -	54.588	+ 5.977	11:19:59.776	13 -	49.736	+ 1.125	11:29:57.817
2 -	51.535	+ 2.924	11:20:51.311	14 -	48.974	+ 0.363	11:30:46.791
3 -	50.287	+ 1.676	11:21:41.598	15 -	49.268	+ 0.657	11:31:36.059
4 -	48.965	+ 0.354	11:22:30.563	16 -	48.917	+ 0.306	11:32:24.976
5 -	49.502	+ 0.891	11:23:20.065	17 -	48.699	+ 0.088	11:33:13.675
6 -	48.987	+ 0.376	11:24:09.052	18 -	48.734	+ 0.123	11:34:02.409
7 -	48.611		11:24:57.663	19 -	48.871	+ 0.260	11:34:51.280
8 -	51.488	+ 2.877	11:25:49.151	20 -	49.317	+ 0.706	11:35:40.597
9 -	49.552	+ 0.941	11:26:38.703	21 -	49.633	+ 1.022	11:36:30.230
10 -	49.603	+ 0.992	11:27:28.306	22 -	48.640	+ 0.029	11:37:18.870
11 -	49.215	+ 0.604	11:28:17.521	23 -	48.902	+ 0.291	11:38:07.772
12 -	50.560	+ 1.949	11:29:08.081				
57	Chris LEVY		A Van Diemen RF83				
1 -	52.182	+ 2.953	11:19:53.131	13 -	49.520	+ 0.291	11:29:52.925
2 -	50.805	+ 1.576	11:20:43.936	14 -	49.607	+ 0.378	11:30:42.532
3 -	50.032	+ 0.803	11:21:33.968	15 -	50.488	+ 1.259	11:31:33.020
4 -	50.725	+ 1.496	11:22:24.693	16 -	49.455	+ 0.226	11:32:22.475
5 -	49.992	+ 0.763	11:23:14.685	17 -	49.822	+ 0.593	11:33:12.297
6 -	49.815	+ 0.586	11:24:04.500	18 -	49.996	+ 0.767	11:34:02.293
7 -	49.735	+ 0.506	11:24:54.235	19 -	50.162	+ 0.933	11:34:52.455
8 -	49.662	+ 0.433	11:25:43.897	20 -	49.549	+ 0.320	11:35:42.004
9 -	50.015	+ 0.786	11:26:33.912	21 -	49.869	+ 0.640	11:36:31.873
10 -	49.848	+ 0.619	11:27:23.760	22 -	49.333	+ 0.104	11:37:21.206

Mallory Park
Circuit Length = 1.3500 miles
Start: 11:18 End: 11:39

Weather / Track : Cloudy / Dry

Universal Racing Services Classic Formula Ford 2000

QUALIFYING - RACE 5 - LAP ANALYSIS


11 -	49.881	+ 0.652	11:28:13.641	23 -	49.229		11:38:10.435
12 -	49.764	+ 0.535	11:29:03.405				
72	Andrew STORER		A Van Diemen RF82				
1 -	50.457	+ 2.640	11:19:44.531	13 -	48.028	+ 0.211	11:29:30.674
2 -	49.572	+ 1.755	11:20:34.103	14 -	49.265	+ 1.448	11:30:19.939
3 -	48.853	+ 1.036	11:21:22.956	15 -	48.443	+ 0.626	11:31:08.382
4 -	50.460	+ 2.643	11:22:13.416	16 -	48.597	+ 0.780	11:31:56.979
5 -	49.314	+ 1.497	11:23:02.730	17 -	48.021	+ 0.204	11:32:45.000
6 -	48.687	+ 0.870	11:23:51.417	18 -	48.552	+ 0.735	11:33:33.552
7 -	48.590	+ 0.773	11:24:40.007	19 -	47.817		11:34:21.369
8 -	48.689	+ 0.872	11:25:28.696	20 -	48.679	+ 0.862	11:35:10.048
9 -	48.914	+ 1.097	11:26:17.610	21 -	48.531	+ 0.714	11:35:58.579
10 -	48.274	+ 0.457	11:27:05.884	22 -	48.349	+ 0.532	11:36:46.928
11 -	48.310	+ 0.493	11:27:54.194	23 -	48.220	+ 0.403	11:37:35.148
12 -	48.452	+ 0.635	11:28:42.646	24 -	48.192	+ 0.375	11:38:23.340
73	John WILSON		B Royale RP26				
1 -	53.658	+ 3.350	11:20:02.545	8 -	50.831	+ 0.523	11:26:06.072
2 -	52.720	+ 2.412	11:20:55.265	9 -	50.929	+ 0.621	11:26:57.001
3 -	52.719	+ 2.411	11:21:47.984	10 -	50.308		11:27:47.309
4 -	51.819	+ 1.511	11:22:39.803	11 -	50.587	+ 0.279	11:28:37.896
5 -	51.251	+ 0.943	11:23:31.054	12 -	50.413	+ 0.105	11:29:28.309
6 -	52.808	+ 2.500	11:24:23.862	13 -	51.371	+ 1.063	11:30:19.680
7 -	51.379	+ 1.071	11:25:15.241				
97	Lawrence DENNE		A Van Diemen RF82				
1 -	51.890	+ 3.645	11:20:05.648	6 -	48.517	+ 0.272	11:24:10.576
2 -	49.976	+ 1.731	11:20:55.624	7 -	48.245		11:24:58.821
3 -	49.026	+ 0.781	11:21:44.650	8 -	50.399	+ 2.154	11:25:49.220
4 -	48.837	+ 0.592	11:22:33.487	9 -	48.914	+ 0.669	11:26:38.134
5 -	48.572	+ 0.327	11:23:22.059				
98	Rodney TOFT		A Van Diemen RF82				
1 -	52.124	+ 2.202	11:19:55.713	13 -	50.542	+ 0.620	11:30:08.238
2 -	51.136	+ 1.214	11:20:46.849	14 -	50.309	+ 0.387	11:30:58.547
3 -	50.813	+ 0.891	11:21:37.662	15 -	51.048	+ 1.126	11:31:49.595
4 -	51.953	+ 2.031	11:22:29.615	16 -	50.103	+ 0.181	11:32:39.698
5 -	53.374	+ 3.452	11:23:22.989	17 -	50.839	+ 0.917	11:33:30.537
6 -	50.729	+ 0.807	11:24:13.718	18 -	49.922		11:34:20.459
7 -	50.865	+ 0.943	11:25:04.583	19 -	50.297	+ 0.375	11:35:10.756
8 -	50.264	+ 0.342	11:25:54.847	20 -	50.137	+ 0.215	11:36:00.893
9 -	50.749	+ 0.827	11:26:45.596	21 -	51.001	+ 1.079	11:36:51.894
10 -	50.675	+ 0.753	11:27:36.271	22 -	50.204	+ 0.282	11:37:42.098
11 -	50.452	+ 0.530	11:28:26.723	23 -	50.241	+ 0.319	11:38:32.339
12 -	50.973	+ 1.051	11:29:17.696				

Weather / Track : Cloudy / Dry

Mallory Park
Circuit Length = 1.3500 miles
Start: 11:18 End: 11:39

Universal Racing Services Classic Formula Ford 2000

RACE 5 - GRID

ROW 8	51.213 45 Robert PEARSON	50.308 73 John WILSON
ROW 7	49.922 98 Rodney TOFT	49.336 48 Kevin LEWIS
ROW 6	49.290 40 Ken THOROGOOD	49.229 57 Chris LEVY
ROW 5	49.128 50 Wil ARIF	48.991 4 Richard WALLINGTON
ROW 4	48.763 35 Neil HUNT	48.728 18 Tom POPE
ROW 3	48.611 56 Paul BURT	48.315 1 Andy HUXTABLE
ROW 2	48.245 97 Lawrence DENNE	47.862 2 Ian PEARSON
ROW 1	47.817 72 Andrew STORER	
Pole		
		

Mallory Park
Circuit Length = 1.3500 miles

These results are provisional until the conclusion of any judicial and technical matters.

Clerk of Course :

Timekeeper :

Lancaster Insurance MG Owners Club (Classes B & Z)
QUALIFYING - RACE 6 - CLASSIFICATION

POS	NO	CL	NAME	ENTRY	TIME	ON	LAPS	GAP	DIFF	MPH
1	4	Z	Simon BYRNE	MG ZR	55.503	5	14			87.56
2	1	Z	Lee SULLIVAN	MG ZR	55.739	5	15	0.236	0.236	87.19
3	10	Z	Gary SMITH	MG ZR 160	55.812	2	12	0.309	0.073	87.07
4	23	Z	John PERKINS	MG ZR 160	56.168	13	15	0.665	0.356	86.52
5	22	Z	Paul R CLACKETT	MG ZS 160	56.237	5	14	0.734	0.069	86.41
6	12	Z	Nick GOLHAR	MG ZR	56.339	13	14	0.836	0.102	86.26
7	46	Z	Mark HALSALL	MG ZR160	56.555	7	10	1.052	0.216	85.93
8	6	I	Robin WALKER	MG F	56.593	5	14	1.090	0.038	85.87
9	18	Z	Stratton MACKAY	MG MG B	56.853	5	14	1.350	0.260	85.48
10	29	Z	Richard WATERMAN	MG ZR 160	57.420	9	10	1.917	0.567	84.63
11	17	Z	David OBREE	MG ZR160	58.209	11	13	2.706	0.789	83.49
12	71	B	Benjamin SHORT	MG Maestro	58.513	4	6	3.010	0.304	83.05
13	45	B	Harjinder BHAMBRA	MG ZS	58.968	13	13	3.465	0.455	82.41
14	72	B	Matthew SHORT	MG Maestro Efi	1:02.655	1	2	7.152	3.687	77.56
15	26	B	Richard HODSON	MG B GT	1:03.128	8	9	7.625	0.473	76.98

Weather / Track : Sunny / Dry

These results are provisional until the conclusion of any judicial and technical matters.

Mallory Park
 Circuit Length = 1.3500 miles
 Start: 11:43 End: 11:59

Clerk of Course :	Timekeeper :
-------------------	--------------

Lancaster Insurance MG Owners Club (Classes B & Z)

QUALIFYING - RACE 6 - LAP ANALYSIS

1	Lee SULLIVAN						Z MG ZR
1 -	56.745	+ 1.006	11:45:48.760	9 -	56.421	+ 0.682	11:53:26.186
2 -	56.602	+ 0.863	11:46:45.362	10 -	56.647	+ 0.908	11:54:22.833
3 -	1:00.176	+ 4.437	11:47:45.538	11 -	56.684	+ 0.945	11:55:19.517
4 -	57.412	+ 1.673	11:48:42.950	12 -	56.052	+ 0.313	11:56:15.569
5 -	55.739		11:49:38.689	13 -	56.040	+ 0.301	11:57:11.609
6 -	56.003	+ 0.264	11:50:34.692	14 -	55.929	+ 0.190	11:58:07.538
7 -	57.848	+ 2.109	11:51:32.540	15 -	58.538	+ 2.799	11:59:06.076
8 -	57.225	+ 1.486	11:52:29.765				
4	Simon BYRNE						Z MG ZR
1 -	1:02.363	+ 6.860	11:46:21.385	8 -	56.230	+ 0.727	11:52:57.362
2 -	57.751	+ 2.248	11:47:19.136	9 -	56.352	+ 0.849	11:53:53.714
3 -	55.861	+ 0.358	11:48:14.997	10 -	56.268	+ 0.765	11:54:49.982
4 -	57.900	+ 2.397	11:49:12.897	11 -	57.052	+ 1.549	11:55:47.034
5 -	55.503		11:50:08.400	12 -	56.749	+ 1.246	11:56:43.783
6 -	56.748	+ 1.245	11:51:05.148	13 -	1:12.622	+ 17.119	11:57:56.405
7 -	55.984	+ 0.481	11:52:01.132	14 -	56.226	+ 0.723	11:58:52.631
6	Robin WALKER						I MG F
1 -	58.363	+ 1.770	11:45:50.387	8 -	57.228	+ 0.635	11:52:31.206
2 -	57.379	+ 0.786	11:46:47.766	9 -	1:00.142	+ 3.549	11:53:31.348
3 -	58.170	+ 1.577	11:47:45.936	10 -	56.795	+ 0.202	11:54:28.143
4 -	58.090	+ 1.497	11:48:44.026	11 -	57.812	+ 1.219	11:55:25.955
5 -	56.593		11:49:40.619	12 -	56.993	+ 0.400	11:56:22.948
6 -	56.677	+ 0.084	11:50:37.296	13 -	57.206	+ 0.613	11:57:20.154
7 -	56.682	+ 0.089	11:51:33.978	14 -	56.836	+ 0.243	11:58:16.990
10	Gary SMITH						Z MG ZR 160
1 -	57.011	+ 1.199	11:45:41.747	7 -	56.128	+ 0.316	11:51:24.981
2 -	55.812		11:46:37.559	8 -	56.808	+ 0.996	11:52:21.789
3 -	1:02.569	+ 6.757	11:47:40.128	9 -	1:04.418	+ 8.606	11:53:26.207
4 -	56.825	+ 1.013	11:48:36.953	10 -	1:56.851	+ 1:01.039	11:55:23.058
5 -	56.023	+ 0.211	11:49:32.976	11 -	56.290	+ 0.478	11:56:19.348
6 -	55.877	+ 0.065	11:50:28.853	12 -	57.465	+ 1.653	11:57:16.813
12	Nick GOLHAR						Z MG ZR
1 -	1:02.722	+ 6.383	11:45:57.029	8 -	56.576	+ 0.237	11:52:40.655
2 -	59.066	+ 2.727	11:46:56.095	9 -	56.681	+ 0.342	11:53:37.336
3 -	57.733	+ 1.394	11:47:53.828	10 -	56.978	+ 0.639	11:54:34.314
4 -	58.732	+ 2.393	11:48:52.560	11 -	59.423	+ 3.084	11:55:33.737
5 -	57.212	+ 0.873	11:49:49.772	12 -	56.744	+ 0.405	11:56:30.481
6 -	57.343	+ 1.004	11:50:47.115	13 -	56.339		11:57:26.820
7 -	56.964	+ 0.625	11:51:44.079	14 -	56.593	+ 0.254	11:58:23.413
17	David OBREE						Z MG ZR160
1 -	1:04.092	+ 5.883	11:46:27.363	8 -	59.489	+ 1.280	11:53:48.290
2 -	1:15.705	+ 17.496	11:47:43.068	9 -	59.188	+ 0.979	11:54:47.478
3 -	1:03.254	+ 5.045	11:48:46.322	10 -	1:00.827	+ 2.618	11:55:48.305
4 -	1:00.384	+ 2.175	11:49:46.706	11 -	58.209		11:56:46.514
5 -	1:03.447	+ 5.238	11:50:50.153	12 -	59.998	+ 1.789	11:57:46.512
6 -	58.888	+ 0.679	11:51:49.041	13 -	1:00.346	+ 2.137	11:58:46.858
7 -	59.760	+ 1.551	11:52:48.801				
18	Stratton MACKAY						Z MG MG B
1 -	58.592	+ 1.739	11:45:45.654	8 -	58.490	+ 1.637	11:52:31.043
2 -	57.583	+ 0.730	11:46:43.237	9 -	56.979	+ 0.126	11:53:28.022
3 -	58.450	+ 1.597	11:47:41.687	10 -	58.115	+ 1.262	11:54:26.137
4 -	57.509	+ 0.656	11:48:39.196	11 -	58.047	+ 1.194	11:55:24.184
5 -	56.853		11:49:36.049	12 -	57.540	+ 0.687	11:56:21.724
6 -	57.996	+ 1.143	11:50:34.045	13 -	57.391	+ 0.538	11:57:19.115
7 -	58.508	+ 1.655	11:51:32.553	14 -	57.517	+ 0.664	11:58:16.632

Mallory Park
 Circuit Length = 1.3500 miles
 Start: 11:43 End: 11:59

Weather / Track : Sunny / Dry

Lancaster Insurance MG Owners Club (Classes B & Z)

QUALIFYING - RACE 6 - LAP ANALYSIS


22	Paul R CLACKETT		Z MG ZS 160				
1 -	1:01.521	+ 5.284	11:45:56.775	8 -	56.948	+ 0.711	11:52:42.641
2 -	1:01.846	+ 5.609	11:46:58.621	9 -	56.736	+ 0.499	11:53:39.377
3 -	57.156	+ 0.919	11:47:55.777	10 -	56.641	+ 0.404	11:54:36.018
4 -	59.434	+ 3.197	11:48:55.211	11 -	56.391	+ 0.154	11:55:32.409
5 -	56.237		11:49:51.448	12 -	57.005	+ 0.768	11:56:29.414
6 -	56.819	+ 0.582	11:50:48.267	13 -	56.343	+ 0.106	11:57:25.757
7 -	57.426	+ 1.189	11:51:45.693	14 -	59.228	+ 2.991	11:58:24.985
23	John PERKINS		Z MG ZR 160				
1 -	58.954	+ 2.786	11:45:46.723	9 -	56.918	+ 0.750	11:53:25.594
2 -	57.017	+ 0.849	11:46:43.740	10 -	56.688	+ 0.520	11:54:22.282
3 -	58.305	+ 2.137	11:47:42.045	11 -	57.845	+ 1.677	11:55:20.127
4 -	57.535	+ 1.367	11:48:39.580	12 -	56.261	+ 0.093	11:56:16.388
5 -	56.940	+ 0.772	11:49:36.520	13 -	56.168		11:57:12.556
6 -	57.064	+ 0.896	11:50:33.584	14 -	56.455	+ 0.287	11:58:09.011
7 -	57.967	+ 1.799	11:51:31.551	15 -	58.311	+ 2.143	11:59:07.322
8 -	57.125	+ 0.957	11:52:28.676				
26	Richard HODSON		B MG B GT				
1 -	1:14.385	+ 11.257	11:46:16.932	6 -	1:04.957	+ 1.829	11:53:22.388
2 -	1:11.626	+ 8.498	11:47:28.558	7 -	1:03.848	+ 0.720	11:54:26.236
3 -	1:17.997	+ 14.869	11:48:46.555	8 -	1:03.128		11:55:29.364
4 -	2:26.301	+ 1:23.173	11:51:12.856	9 -	1:17.067	+ 13.939	11:56:46.431
5 -	1:04.575	+ 1.447	11:52:17.431				
29	Richard WATERMAN		Z MG ZR 160				
1 -	1:01.380	+ 3.960	11:45:51.838	6 -	59.539	+ 2.119	11:50:47.723
2 -	59.033	+ 1.613	11:46:50.871	7 -	58.490	+ 1.070	11:51:46.213
3 -	59.085	+ 1.665	11:47:49.956	8 -	57.923	+ 0.503	11:52:44.136
4 -	59.121	+ 1.701	11:48:49.077	9 -	57.420		11:53:41.556
5 -	59.107	+ 1.687	11:49:48.184	10 -	58.046	+ 0.626	11:54:39.602
45	Harjinder BHAMBRA		B MG ZS				
1 -	1:00.831	+ 1.863	11:45:50.357	8 -	1:00.362	+ 1.394	11:53:20.352
2 -	59.821	+ 0.853	11:46:50.178	9 -	1:00.094	+ 1.126	11:54:20.446
3 -	1:01.319	+ 2.351	11:47:51.497	10 -	1:02.681	+ 3.713	11:55:23.127
4 -	1:27.083	+ 28.115	11:49:18.580	11 -	59.615	+ 0.647	11:56:22.742
5 -	1:00.813	+ 1.845	11:50:19.393	12 -	59.618	+ 0.650	11:57:22.360
6 -	1:00.717	+ 1.749	11:51:20.110	13 -	58.968		11:58:21.328
7 -	59.880	+ 0.912	11:52:19.990				
46	Mark HALSALL		Z MG ZR160				
1 -	1:00.599	+ 4.044	11:45:56.184	6 -	56.871	+ 0.316	11:55:21.835
2 -	5:35.760	+ 4:39.205	11:51:31.944	7 -	56.555		11:56:18.390
3 -	58.249	+ 1.694	11:52:30.193	8 -	56.626	+ 0.071	11:57:15.016
4 -	56.867	+ 0.312	11:53:27.060	9 -	56.874	+ 0.319	11:58:11.890
5 -	57.904	+ 1.349	11:54:24.964	10 -	56.859	+ 0.304	11:59:08.749
71	Benjamin SHORT		B MG Maestro				
1 -	1:01.805	+ 3.292	11:45:58.195	4 -	58.513		11:52:26.359
2 -	1:11.028	+ 12.515	11:47:09.223	5 -	58.820	+ 0.307	11:53:25.179
3 -	4:18.623	+ 3:20.110	11:51:27.846	6 -	1:13.627	+ 15.114	11:54:38.806
72	Matthew SHORT		B MG Maestro Efi				
1 -	1:02.655		11:45:54.523	2 -	1:43.696	+ 41.041	11:47:38.219

Weather / Track : Sunny / Dry

Mallory Park
Circuit Length = 1.3500 miles
Start: 11:43 End: 11:59

Lancaster Insurance MG Owners Club (Classes B & Z)

RACE 6 - GRID

ROW 8	1:03.128 26 Richard HODSON	
ROW 7	58.968 45 Harjinder BHAMBRA	1:02.655 72 Matthew SHORT
ROW 6	58.209 17 David OBREE	58.513 71 Benjamin SHORT
ROW 5	56.853 18 Stratton MACKAY	57.420 29 Richard WATERMAN
ROW 4	56.555 46 Mark HALSALL	56.593 6 Robin WALKER
ROW 3	56.237 22 Paul R CLACKETT	56.339 12 Nick GOLHAR
ROW 2	55.812 10 Gary SMITH	56.168 23 John PERKINS
ROW 1	55.503 4 Simon BYRNE	55.739 1 Lee SULLIVAN
Pole		
		

Mallory Park
Circuit Length = 1.3500 miles

These results are provisional until the conclusion of any judicial and technical matters.

Clerk of Course :

Timekeeper :

Legends Cars Championship

RACE 1 - HEAT 1 - CLASSIFICATION

POS	NO	CL	NAME	ENTRY	LAPS	TIME	GAP	DIFF	MPH	BEST	ON
1	12		Stephen TREHERNE	Legend Ford	8	7:25.282			87.31	54.788	3
2	32		Peter MORTON	Legend Ford Coupe	8	7:25.358	0.076	0.076	87.29	54.470	2
3	11		Simon BELCHER	Legend 1934 Ford Coupe	8	7:25.616	0.334	0.258	87.24	54.470	2
4	19		Lawrence DAVEY	Legend Ford Coupe	8	7:27.660	2.378	2.044	86.85	54.834	2
5	8	S	Nick BRACE	Legend Ford Coupe	8	7:28.097	2.815	0.437	86.76	54.399	2
6	24		Matthew PAPE	Legend Ford 34 Coupe	8	7:28.366	3.084	0.269	86.71	54.921	2
7	16	S	Richard POCKLINGTON	Legend Ford Coupe 34	8	7:28.836	3.554	0.470	86.62	54.767	4
8	2	S	Lee FITZPATRICK	Legend Ford Coupe	8	7:31.018	5.736	2.182	86.20	54.307	2
9	7	S	John MARSHALL	Legend Ford Coupe	8	7:35.707	10.425	4.689	85.31	55.829	2
10	55		Ben POWER	Legend Ford Coupe	8	7:35.899	10.617	0.192	85.28	55.954	4
11	99		Brian COOKE	Legend Ford	8	7:45.120	19.838	9.221	83.59	56.742	2
12	72		Glenn BURTENSHAW	Legend 34 Ford Coupe	8	7:45.848	20.566	0.728	83.46	56.190	3
13	66		Stephen WHITELEGG	Legend 1934 Ford Sedan	8	7:45.996	20.714	0.148	83.43	57.189	3
14	40	S	Roger COUSINS	Legend 1934 Ford Coupe	8	7:56.037	30.755	10.041	81.67	58.054	3
15	43		Mick MERCER	Legend 37 Ford Sedan	8	7:57.371	32.089	1.334	81.44	57.971	2
16	9		Julie CARTER	Legend Chevy	8	7:58.742	33.460	1.371	81.21	58.086	5
17	17		John HILBERY	Legend Ford	8	8:00.143	34.861	1.401	80.97	58.782	2
18	59	S	Paul MANSELL	Legend 1934 Ford Coupe	8	8:16.585	51.303	16.442	78.29	57.816	2
19	77		Robin WEBB	Legend Chevy	8	8:21.247	55.965	4.662	77.56	57.776	6
20	47		David JONES	Legend Ford Coupe	8	8:21.587	56.305	0.340	77.51	1:00.699	7

NOT CLASSIFIED

DNF	4		Darren GAULTON	Legend Ford Coupe	7	6:43.517	1 lap	1 lap	84.30	56.120	5
DNF	3	S	Ross MARSHALL	Legend Ford Coupe	5	4:39.176	3 laps	2 laps	87.04	54.696	2
DNF	1	S	John Jon HIGGINS	Ford Legend Coupe	2	1:51.184	6 laps	3 laps	87.42	54.301	2

FASTEST LAP

1	S	John Jon HIGGINS	Ford Legend Coupe	2	54.301	89.50 mph	144.03 kph
11		Simon BELCHER	Legend 1934 Ford Coupe	2	54.470	89.22 mph	143.59 kph

Weather / Track : Cloudy / Dry

These results are provisional until the conclusion of any judicial and technical matters.

Mallory Park
Circuit Length = 1.3500 miles
Start: 12:08 End: 12:17

Clerk of Course :	Timekeeper :
-------------------	--------------

Legends Cars Championship
RACE 1 - HEAT 1 - LAP CHART

Lap 1			Lap 2			Lap 3			Lap 4			Lap 5		
No	Behind	Laptime	No	Behind	Laptime	No	Behind	Laptime	No	Behind	Laptime	No	Behind	Laptime
1		56.883	1		54.301	3		55.580	3		55.429	19		55.500
3	0.111	56.994	3	0.506	54.696	19	0.211	55.075	19	0.165	55.383	32	0.131	55.370
19	0.689	57.572	19	1.222	54.834	11	0.282	54.898	32	0.426	55.322	2	0.545	55.240
11	1.301	58.184	11	1.470	54.470	32	0.533	54.626	11	0.584	55.731	3	0.812	56.477
12	1.564	58.447	32	1.993	54.470	12	1.084	54.788	2	0.970	54.951	12	0.911	55.548
32	1.824	58.707	12	2.382	55.119	2	1.448	54.363	12	1.028	55.373	11	1.119	56.200
24	2.010	58.893	24	2.630	54.921	24	1.937	55.393	24	1.803	55.295	8	1.506	55.081
16	2.882	59.765	2	3.171	54.307	8	2.459	54.491	8	2.090	55.060	24	1.822	55.684
2	3.165	1:00.048	8	4.054	54.399	16	3.653	55.401	16	2.991	54.767	16	2.228	54.902
4	3.855	1:00.738	16	4.338	55.757	7	6.069	55.935	7	6.755	56.115	7	7.392	56.302
8	3.956	1:00.839	4	5.739	56.185	4	6.709	57.056	4	7.421	56.141	4	7.876	56.120
55	4.349	1:01.232	55	6.081	56.033	55	7.119	57.124	55	7.644	55.954	55	8.239	56.260
7	4.692	1:01.575	7	6.220	55.829	99	9.047	56.770	99	10.726	57.108	99	13.138	58.077
66	5.304	1:02.187	99	8.363	56.742	66	9.852	57.189	72	11.535	56.723	72	13.206	57.336
99	5.922	1:02.805	66	8.749	57.746	72	10.241	56.190	66	12.046	57.623	66	13.731	57.350
17	6.784	1:03.667	72	10.137	57.172	43	14.153	58.058	43	16.833	58.109	77	20.038	58.040
72	7.266	1:04.149	17	11.265	58.782	17	14.511	59.332	77	17.663	58.389	43	20.349	59.181
77	7.891	1:04.774	77	11.910	58.320	77	14.703	58.879	17	18.574	59.492	40	21.752	58.588
40	8.188	1:05.071	43	12.181	57.971	40	14.960	58.054	40	18.829	59.298	17	22.762	59.853
43	8.511	1:05.394	40	12.992	59.105	9	18.926	59.444	9	22.002	58.505	9	24.423	58.086
9	9.611	1:06.494	9	15.568	1:00.258	59	27.005	1:00.980	47	34.095	1:01.301	59	39.981	58.020
47	14.180	1:11.063	47	22.057	1:02.178	47	28.223	1:02.252	59	37.626	1:06.050	47	40.151	1:01.721
59	18.596	1:15.479	59	22.111	57.816									

Legends Cars Championship
RACE 1 - HEAT 1 - LAP CHART

Lap 6			Lap 7			Lap 8		
No	Behind	Laptime	No	Behind	Laptime	No	Behind	Laptime
19		55.275	12		55.313	12		55.784
32	0.356	55.500	19	0.074	55.933	32	0.076	55.310
2	0.379	55.109	2	0.375	55.855	11	0.334	55.477
12	0.546	54.910	32	0.550	56.053	19	2.378	58.088
11	0.683	54.839	11	0.641	55.817	8	2.815	57.464
8	1.462	55.231	8	1.135	55.532	24	3.084	56.869
24	2.181	55.634	24	1.999	55.677	16	3.554	57.166
16	2.365	55.412	16	2.172	55.666	2	5.736	1:01.145
7	8.287	56.170	7	8.964	56.536	7	10.425	57.245
4	8.953	56.352	55	10.047	56.524	55	10.617	56.354
55	9.382	56.418	4	14.019	1:00.925	99	19.838	57.597
72	15.475	57.544	99	18.025	58.098	72	20.566	57.897
99	15.786	57.923	72	18.453	58.837	66	20.714	57.854
66	16.095	57.639	66	18.644	58.408	40	30.755	58.543
77	22.539	57.776	43	26.455	58.574	43	32.089	1:01.418
43	23.740	58.666	40	27.996	58.497	9	33.460	58.625
40	25.358	58.881	9	30.619	59.171	17	34.861	59.292
17	27.201	59.714	17	31.353	1:00.011	59	51.303	58.278
9	27.307	58.159	77	36.897	1:10.217	77	55.965	1:14.852
59	43.401	58.695	59	48.809	1:01.267	47	56.305	1:00.810
47	46.439	1:01.563	47	51.279	1:00.699			

Performance & Economy Chip Tuning Sports Saloons

RACE 2 - CLASSIFICATION

POS	NO	CL	NAME	ENTRY	LAPS	TIME	GAP	DIFF	MPH	BEST	ON
1	3	C	Chris MARIES	MK Indy Busa RR	25	20:56.836			96.67	49.361	15
2	93	C	Robert SPENCER	Stuart Taylor Locosaki	25	20:56.945	0.109	0.109	96.66	49.023	20
3	10	B	Alistair CHALMERS	Caterham CSR	25	21:09.896	13.060	12.951	95.67	49.897	4
4	1	D	Paul DOBSON	Mazda RX7	25	21:10.020	13.184	0.124	95.66	49.428	5
5	90	C	Danny KEENAN	MK Indy	25	21:23.955	27.119	13.935	94.62	50.542	19
6	30	B	Robert CHALMERS	Caterham R400	25	21:25.122	28.286	1.167	94.54	50.119	4
7	12	A	Ric WOOD	Vauxhall Calibra	25	21:26.546	29.710	1.424	94.43	49.700	21
8	67	A	Piers GRANGE	Ford Sierra XR8	25	21:40.104	43.268	13.558	93.45	50.658	5
9	26	B	Cam FORBES	Westfield SEiW	25	21:41.929	45.093	1.825	93.32	50.577	15
10	60	C	Iain GORRIE	Westfield XTR2	25	21:47.823	50.987	5.894	92.90	50.721	5
11	52	D	Andy ROBEBY	BMW M3	25	21:49.728	52.892	1.905	92.76	51.344	17
12	29	A	Colin VICKERS	Ford Capri	24	21:05.555	1 lap	1 lap	92.16	50.827	14
13	11	A	Simon ALLAWAY	Lotus Daytona Esprit V8	24	21:21.127	1 lap	15.572	91.04	50.189	18
14	24	D	Ralph UNDERWOOD	Triumph TR7 V8	24	21:40.385	1 lap	19.258	89.69	52.437	12
15	56	D	Duncan AUKLAND	Rover 3500	23	21:01.737	2 laps	1 lap	88.59	53.329	4
16	95	C	Paul WOOLFITT	Zcars Mini	23	21:24.306	2 laps	22.569	87.03	52.886	2
17	53	D	David RAWLINS	Vauxhall Vectra	23	21:29.407	2 laps	5.101	86.69	53.539	13
18	40	B	Dave MARIES	Westfield SE1	23	21:41.330	2 laps	11.923	85.89	54.025	22

NOT CLASSIFIED

<i>DNF</i>	35	C	Christopher THOMAS	Zcars Mini	21	18:53.533	4 laps	2 laps	90.03	52.651	10
<i>DNF</i>	87	F	Peter CODD	Honda Civic CRX	17	18:38.986	8 laps	4 laps	73.83	58.146	17
<i>DNF</i>	62	C	Paul SAMPSON	Suzuki SC100	12	12:10.874	13 laps	5 laps	79.79	54.491	7
<i>DNF</i>	96	C	Chris ALLANSON	Zcars Mini	5	4:49.269	20 laps	7 laps	84.00	54.143	2
<i>DNF</i>	51	B	Brian DEAN	Westfield Se	0						

FASTEST LAP

93	C	Robert SPENCER	Stuart Taylor Locosaki	20	49.023	99.13 mph	159.54 kph
1	D	Paul DOBSON	Mazda RX7	5	49.428	98.32 mph	158.23 kph
12	A	Ric WOOD	Vauxhall Calibra	21	49.700	97.78 mph	157.37 kph
10	B	Alistair CHALMERS	Caterham CSR	4	49.897	97.39 mph	156.75 kph
87	F	Peter CODD	Honda Civic CRX	17	58.146	83.58 mph	134.51 kph

Weather / Track : Cloudy / Dry

These results are provisional until the conclusion of any judicial and technical matters.

Mallory Park
Circuit Length = 1.3500 miles
Start: 13:32 End: 13:54

Clerk of Course :	Timekeeper :
-------------------	--------------

Performance & Economy Chip Tuning Sports Saloons

RACE 2 - LAP CHART

Lap 1			Lap 2			Lap 3			Lap 4			Lap 5		
No	Behind	Laptime	No	Behind	Laptime	No	Behind	Laptime	No	Behind	Laptime	No	Behind	Laptime
3		54.936	3		50.019	3		50.857	3		49.523	3		49.835
10	0.687	55.623	10	0.915	50.247	10	1.146	51.088	10	1.520	49.897	10	1.582	49.897
93	1.271	56.207	1	1.495	50.176	1	1.604	50.966	1	2.128	50.047	1	1.721	49.428
1	1.338	56.274	93	2.196	50.944	93	2.014	50.675	93	2.485	49.994	93	2.505	49.855
90	1.955	56.891	90	2.803	50.867	90	2.886	50.940	90	4.120	50.757	30	5.592	50.337
52	2.948	57.884	30	4.441	50.679	30	4.494	50.910	30	5.090	50.119	90	5.880	51.595
30	3.781	58.717	52	4.823	51.894	52	6.291	52.325	52	8.810	52.042	52	10.468	51.493
35	3.905	58.841	35	6.609	52.723	26	7.072	51.302	26	9.112	51.563	26	10.770	51.493
95	4.172	59.108	26	6.627	52.247	35	8.779	53.027	67	11.780	51.493	67	12.603	50.658
26	4.399	59.335	95	7.039	52.886	67	9.810	52.752	60	12.117	51.442	60	13.003	50.721
67	5.045	59.981	67	7.915	52.889	95	10.147	53.965	35	12.902	53.646	35	16.699	53.632
60	5.564	1:00.500	60	8.290	52.745	60	10.198	52.765	95	13.590	52.966	95	17.031	53.276
29	6.898	1:01.834	29	9.638	52.759	29	11.470	52.689	29	14.302	52.355	29	17.562	53.095
12	7.723	1:02.659	12	10.393	52.689	12	13.257	53.721	12	15.403	51.669	12	17.837	52.269
56	8.035	1:02.971	56	11.987	53.971	56	14.980	53.850	56	18.786	53.329	56	22.496	53.545
96	8.538	1:03.474	96	12.662	54.143	87	1 LAP	1:37.376	96	21.954	55.114	24	28.975	54.127
62	9.868	1:04.804	24	14.949	54.235	96	16.363	54.558	24	24.683	56.532	11	33.191	52.873
24	10.733	1:05.669	62	15.836	55.987	24	17.674	53.582	62	29.105	56.216	96	34.099	1:01.980
40	11.708	1:06.644	53	19.086	57.053	62	22.412	57.433	87	1 LAP	1:03.942	62	36.559	57.289
53	12.052	1:06.988	40	19.940	58.251	53	25.287	57.058	11	30.153	52.901	53	40.808	57.470
11	18.199	1:13.135	11	23.874	55.694	11	26.775	53.758	53	33.173	57.409	40	42.962	57.752
87	19.225	1:14.161				40	27.042	57.959	40	35.045	57.526	87	1 LAP	1:04.370

Performance & Economy Chip Tuning Sports Saloons

RACE 2 - LAP CHART

Lap 6			Lap 7			Lap 8			Lap 9			Lap 10		
No	Behind	Laptime	No	Behind	Laptime	No	Behind	Laptime	No	Behind	Laptime	No	Behind	Laptime
3		49.903	3		49.945	3		50.255	3		50.204	3		50.128
10	1.989	50.310	40	1 LAP	57.600	1	3.186	50.290	1	3.059	50.077	1	2.955	50.024
1	2.391	50.573	10	2.800	50.756	10	3.911	51.366	93	3.989	49.908	93	3.157	49.296
93	2.818	50.216	1	3.151	50.705	93	4.285	50.799	62	1 LAP	57.359	10	5.472	50.462
30	7.100	51.411	93	3.741	50.868	40	1 LAP	56.066	10	5.138	51.431	62	1 LAP	55.266
90	7.119	51.142	30	8.253	51.098	90	9.063	50.669	53	1 LAP	57.135	53	1 LAP	54.428
26	12.411	51.544	90	8.649	51.475	30	9.470	51.472	30	10.476	51.617	30	11.304	50.790
52	12.896	52.331	87	2 LAPS	1:04.406	26	14.357	50.983	90	10.642	51.376	90	11.538	51.190
67	13.425	50.725	26	13.629	51.163	67	17.220	51.715	40	1 LAP	56.295	26	18.379	52.732
60	13.917	50.817	52	15.113	52.162	52	17.787	52.929	26	15.775	51.622	40	1 LAP	56.228
12	20.591	52.657	67	15.760	52.280	60	18.119	52.443	67	18.015	50.999	67	19.219	51.332
35	20.695	53.899	60	15.931	51.959	87	2 LAPS	1:01.832	52	19.359	51.776	52	20.875	51.644
95	20.949	53.821	12	21.647	51.001	12	21.831	50.439	60	19.779	51.864	12	23.178	50.666
29	21.642	53.983	35	24.035	53.285	29	26.707	52.586	12	22.640	51.013	60	23.330	53.679
56	26.731	54.138	29	24.376	52.679	35	27.496	53.716	29	28.410	51.907	29	29.590	51.308
24	32.738	53.666	95	25.403	54.399	95	28.832	53.684	35	30.663	53.371	35	33.186	52.651
11	36.248	52.960	56	30.252	53.466	56	33.624	53.627	95	33.626	54.998	95	38.694	55.196
62	42.666	56.010	24	36.492	53.699	11	38.454	50.819	87	2 LAPS	1:03.679	56	41.086	53.891
53	45.751	54.846	11	37.890	51.587	24	39.672	53.435	56	37.323	53.903	11	41.130	52.055
			62	47.212	54.491				11	39.203	50.953	87	2 LAPS	1:01.528
			53	50.095	54.289				24	42.624	53.156	24	46.022	53.526

Performance & Economy Chip Tuning Sports Saloons

RACE 2 - LAP CHART

Lap 11			Lap 12			Lap 13			Lap 14			Lap 15		
No	Behind	Laptime	No	Behind	Laptime	No	Behind	Laptime	No	Behind	Laptime	No	Behind	Laptime
3		50.443	3		51.896	3		49.396	3		50.535	3		49.361
1	2.438	49.926	1	1.209	50.667	1	1.751	49.938	1	2.365	51.149	11	1 LAP	53.138
93	2.832	50.118	93	1.512	50.576	93	2.143	50.027	93	2.544	50.936	1	3.653	50.649
10	5.680	50.651	10	5.235	51.451	10	6.357	50.518	56	1 LAP	54.627	93	4.217	51.034
30	11.592	50.731	30	10.775	51.079	90	12.420	50.848	24	1 LAP	54.713	87	4 LAPS	1:00.257
90	11.776	50.681	90	10.968	51.088	30	12.601	51.222	95	1 LAP	56.168	24	1 LAP	52.628
62	1 LAP	55.988	62	1 LAP	55.724	67	21.786	51.534	10	6.233	50.411	56	1 LAP	54.090
53	1 LAP	54.776	53	1 LAP	55.456	26	23.629	52.755	90	12.857	50.972	10	7.615	50.743
67	19.606	50.830	67	19.648	51.938	52	24.924	52.094	30	13.406	51.340	95	1 LAP	54.830
26	19.872	51.936	26	20.270	52.294	12	25.138	51.201	67	22.804	51.553	90	14.559	51.063
52	22.126	51.694	52	22.226	51.996	53	1 LAP	55.736	62	2 LAPS	1:44.307	30	15.086	51.041
12	24.204	51.469	12	23.333	51.025	60	28.983	52.083	26	24.258	51.164	67	24.650	51.207
40	1 LAP	56.121	60	26.296	52.933	29	35.585	52.944	12	25.085	50.482	26	25.474	50.577
60	25.259	52.372	40	1 LAP	56.576	40	1 LAP	57.211	52	26.242	51.853	12	25.971	50.247
29	30.245	51.098	87	3 LAPS	1:26.505	35	42.160	55.004	53	1 LAP	53.539	52	28.441	51.560
35	35.567	52.824	29	32.037	53.688	87	3 LAPS	1:03.900	60	31.068	52.620	53	1 LAP	54.060
95	44.161	55.910	35	36.552	52.881	11	49.784	52.875	29	35.877	50.827	60	33.871	52.164
11	44.848	54.161	11	46.305	53.353				40	1 LAP	54.996	29	38.689	52.173
56	45.521	54.878	95	47.522	55.257				35	44.811	53.186	40	1 LAP	55.986
24	48.122	52.543	56	47.889	54.264							35	48.689	53.239
			24	48.663	52.437									

Performance & Economy Chip Tuning Sports Saloons

RACE 2 - LAP CHART

Lap 16			Lap 17			Lap 18			Lap 19			Lap 20		
No	Behind	Laptime	No	Behind	Laptime	No	Behind	Laptime	No	Behind	Laptime	No	Behind	Laptime
3		49.437	3		51.479	3		50.039	3		49.967	3		49.728
1	4.384	50.168	35	1 LAP	53.054	1	3.595	50.288	93	3.413	49.244	53	2 LAPS	55.523
93	4.680	49.900	40	2 LAPS	55.300	93	4.136	50.716	1	4.399	50.771	93	2.708	49.023
11	1 LAP	52.395	1	3.346	50.441	35	1 LAP	54.295	11	1 LAP	50.189	1	5.227	50.556
10	9.486	51.308	93	3.459	50.258	11	1 LAP	50.401	35	1 LAP	53.123	11	1 LAP	50.402
24	1 LAP	53.685	11	1 LAP	50.365	40	2 LAPS	56.610	10	9.532	50.462	10	9.838	50.034
56	1 LAP	55.033	10	8.330	50.323	10	9.037	50.746	40	2 LAPS	54.208	35	1 LAP	53.476
95	1 LAP	55.227	24	1 LAP	52.641	24	1 LAP	53.225	90	18.530	50.542	40	2 LAPS	55.746
87	4 LAPS	1:00.294	56	1 LAP	53.959	90	17.955	52.323	24	1 LAP	54.456	90	19.808	51.006
90	15.979	50.857	90	15.671	51.171	30	18.049	51.874	30	19.865	51.783	30	20.818	50.681
30	16.509	50.860	30	16.214	51.184	56	1 LAP	54.569	56	1 LAP	55.662	24	1 LAP	52.884
67	26.735	51.522	95	1 LAP	56.603	12	27.532	51.120	12	27.953	50.388	12	28.293	50.068
12	27.538	51.004	87	4 LAPS	59.409	95	1 LAP	58.014	67	29.615	51.144	56	1 LAP	55.242
26	28.373	52.336	67	26.277	51.021	67	28.438	52.200	26	32.193	51.721	67	31.506	51.619
52	30.537	51.533	12	26.451	50.392	26	30.439	52.521	52	33.442	51.603	26	33.110	50.645
60	35.882	51.448	26	27.957	51.063	52	31.806	51.443	95	1 LAP	56.917	52	35.118	51.404
53	1 LAP	54.511	52	30.402	51.344	87	4 LAPS	1:00.932	60	39.738	52.614	60	41.789	51.779
29	42.279	53.027	60	35.833	51.430	60	37.091	51.297	87	4 LAPS	59.504	95	1 LAP	57.044
			53	1 LAP	54.300	29	44.303	51.738	29	45.567	51.231	29	47.581	51.742
			29	42.604	51.804	53	1 LAP	55.033						

Performance & Economy Chip Tuning Sports Saloons

RACE 2 - LAP CHART

Lap 21			Lap 22			Lap 23			Lap 24			Lap 25		
No	Behind	Laptime	No	Behind	Laptime	No	Behind	Laptime	No	Behind	Laptime	No	Behind	Laptime
3		49.806	3		49.875	3		49.413	3		50.209	3		49.647
93	2.271	49.369	29	1 LAP	53.073	93	1.121	49.031	93	0.283	49.371	93	0.109	49.473
87	5 LAPS	58.745	95	2 LAPS	58.323	29	1 LAP	51.430	29	1 LAP	54.081	56	2 LAPS	56.495
1	6.337	50.916	93	1.503	49.107	1	9.976	51.792	1	11.909	52.142	29	1 LAP	51.504
53	2 LAPS	55.614	1	7.597	51.135	95	2 LAPS	58.759	10	12.273	50.915	10	13.060	50.434
10	10.186	50.154	10	10.881	50.570	10	11.567	50.099	95	2 LAPS	58.031	1	13.184	50.922
11	1 LAP	55.054	87	5 LAPS	58.146	11	1 LAP	52.557	11	1 LAP	52.304	11	1 LAP	54.308
35	1 LAP	53.586	11	1 LAP	52.890	53	2 LAPS	56.842	90	25.384	51.124	90	27.119	51.382
90	21.104	51.102	53	2 LAPS	57.217	90	24.469	51.627	30	26.689	51.257	95	2 LAPS	58.924
30	22.110	51.098	90	22.255	51.026	30	25.641	51.315	53	2 LAPS	55.531	30	28.286	51.244
40	2 LAPS	55.297	30	23.739	51.504	12	28.949	50.176	12	29.060	50.320	12	29.710	50.297
24	1 LAP	53.454	35	1 LAP	1:00.074	40	2 LAPS	54.059	40	2 LAPS	54.025	53	2 LAPS	54.593
12	28.187	49.700	12	28.186	49.874	24	1 LAP	54.372	24	1 LAP	53.373	67	43.268	53.114
67	33.188	51.488	40	2 LAPS	55.073	67	36.986	51.675	26	38.624	51.631	24	1 LAP	54.781
26	34.379	51.075	24	1 LAP	53.566	26	37.202	51.375	67	39.801	53.024	40	2 LAPS	55.801
56	1 LAP	55.021	67	34.724	51.411	52	44.121	53.498	52	47.759	53.847	26	45.093	56.116
52	37.458	52.146	26	35.240	50.736	60	47.402	52.564	60	48.224	51.031	60	50.987	52.410
60	43.055	51.072	52	40.036	52.453	56	1 LAP	55.717				52	52.892	54.780
			56	1 LAP	55.489									
			60	44.251	51.071									

Lancaster Insurance MG Owners Club (Classes A & F)

RACE 3 - CLASSIFICATION

POS	NO	CL	NAME	ENTRY	LAPS	TIME	GAP	DIFF	MPH	BEST	ON
1	4	F	Ian EVANS	MG MGF	10	10:46.460			75.17	56.142	9
2	27	F	Peter HIGTON	MG F	10	10:52.250	5.790	5.790	74.51	56.632	3
3	23	F	Paul SAVAGE	MG MGF VVC	10	10:53.022	6.562	0.772	74.42	56.452	6
4	53	F	Mark BAKER	MG F	10	10:53.637	7.177	0.615	74.35	56.324	8
5	44	F	Martin WILLS	MG F	10	11:00.065	13.605	6.428	73.62	56.114	8
6	17	F	Gary SMITH	MG F	10	11:01.419	14.959	1.354	73.47	56.450	4
7	6	F	Robin WALKER	MG F	10	11:06.391	19.931	4.972	72.92	57.164	5
8	18	A	Malcolm HILL	MG B GT	10	11:06.832	20.372	0.441	72.88	58.165	3
9	32	A	Ian TENNYSON WOOLCOTT	MG Midget	10	11:11.328	24.868	4.496	72.39	58.726	8
10	33	F	Gareth JONES	MG MGF	10	11:23.792	37.332	12.464	71.07	59.061	9
11	37	A	John KIMBER	MG B GT	10	11:24.664	38.204	0.872	70.98	59.105	4
12	71	I	Matt SHORT	MG Maestro	10	11:31.886	45.426	7.222	70.24	59.459	9
13	21	A	Brendan MURPHY	MG B	10	11:34.520	48.060	2.634	69.97	1:00.317	8
14	9	A	Chris FLOOKS	MG MGB GT	10	11:47.698	1:01.238	13.178	68.67	1:01.986	8
15	15	A	Vincent HUNT	MG B	10	11:48.593	1:02.133	0.895	68.58	1:01.799	9
16	26	A	Mark WITHERINGTON	MG B GT	9	10:56.779	1 lap	1 lap	66.59	1:01.999	8

NOT CLASSIFIED

DNF	55	F	Stuart PLOTNEK	MG MGF VVC	9	9:47.330	1 lap		74.47	56.038	8
DNF	16	A	Paul WILLIAMS	MG B GT	6	8:06.721	4 laps	3 laps	59.91	1:01.819	5
DNF	12	A	Paul EALES	MG BGT	3	4:27.507	7 laps	3 laps	54.50	1:02.106	2
DNF	8	F	Paul WISBEY	MG F VVC	0						

FASTEST LAP

55	F	Stuart PLOTNEK	MG MGF VVC	8	56.038	86.72 mph	139.57 kph
18	A	Malcolm HILL	MG B GT	3	58.165	83.55 mph	134.46 kph
71	I	Matt SHORT	MG Maestro	9	59.459	81.73 mph	131.54 kph

Weather / Track : Cloudy / Dry

These results are provisional until the conclusion of any judicial and technical matters.

Mallory Park
Circuit Length = 1.3500 miles
Start: 14:04 End: 14:18

Clerk of Course :

Timekeeper :

Lancaster Insurance MG Owners Club (Classes A & F)

RACE 3 - LAP CHART

Lap 1			Lap 2			Lap 3			Lap 4			Lap 5		
No	Behind	Laptime	No	Behind	Laptime	No	Behind	Laptime	No	Behind	Laptime	No	Behind	Laptime
44		2:13.828	44		56.716	44		57.009	44		56.827	44		56.637
55	0.497	2:14.325	55	0.568	56.787	55	0.383	56.824	55	0.509	56.953	55	0.487	56.615
23	0.700	2:14.528	23	0.753	56.769	23	0.789	57.045	23	0.889	56.927	23	0.876	56.624
4	2.326	2:16.154	4	1.825	56.215	4	1.193	56.377	4	1.641	57.275	4	1.281	56.277
27	3.456	2:17.284	27	3.637	56.897	27	3.260	56.632	27	3.116	56.683	27	4.254	57.775
18	4.531	2:18.359	18	6.317	58.502	18	7.473	58.165	53	8.980	57.091	53	9.149	56.806
32	5.967	2:19.795	32	8.188	58.937	53	8.716	56.647	18	9.899	59.253	18	11.928	58.666
12	6.816	2:20.644	53	9.078	57.648	32	9.906	58.727	32	12.272	59.193	17	13.206	56.680
37	7.907	2:21.735	33	12.043	1:00.594	17	13.540	57.811	17	13.163	56.450	32	14.426	58.791
53	8.146	2:21.974	12	12.206	1:02.106	6	14.504	58.902	6	15.529	57.852	6	16.056	57.164
33	8.165	2:21.993	37	12.349	1:01.158	33	15.534	1:00.500	33	18.519	59.812	37	23.349	1:01.056
21	9.958	2:23.786	6	12.611	58.790	37	16.652	1:01.312	37	18.930	59.105	33	23.625	1:01.743
6	10.537	2:24.365	17	12.738	57.685	21	19.289	1:01.968	21	24.037	1:01.575	21	28.879	1:01.479
17	11.769	2:25.597	21	14.330	1:01.088	12	19.954	1:04.757	71	25.102	59.891	71	29.315	1:00.850
9	12.106	2:25.934	9	17.969	1:02.579	71	22.038	1:00.264	9	29.335	1:02.418	9	34.976	1:02.278
15	13.322	2:27.150	15	18.566	1:01.960	9	23.744	1:02.784	15	30.094	1:02.504	15	35.712	1:02.255
26	14.823	2:28.651	71	18.783	1:00.624	15	24.417	1:02.860	16	33.828	1:02.428	16	39.010	1:01.819
71	14.875	2:28.703	16	22.914	1:02.912	16	28.227	1:02.322	26	38.787	1:03.320	26	45.035	1:02.885
16	16.718	2:30.546	26	25.753	1:07.646	26	32.294	1:03.550						

Lancaster Insurance MG Owners Club (Classes A & F)

RACE 3 - LAP CHART

Lap 6			Lap 7			Lap 8			Lap 9			Lap 10		
No	Behind	Laptime	No	Behind	Laptime	No	Behind	Laptime	No	Behind	Laptime	No	Behind	Laptime
44		56.592	44		56.871	44		56.114	44		56.521	4		58.084
55	0.478	56.583	55	0.451	56.844	55	0.375	56.038	55	0.215	56.361	27	5.790	58.281
23	0.736	56.452	23	0.699	56.834	23	1.166	56.581	4	1.261	56.142	23	6.562	1:02.070
4	1.318	56.629	4	1.370	56.923	26	1 LAP	1:03.067	23	3.837	59.192	53	7.177	57.127
27	4.979	57.317	27	5.438	57.330	4	1.640	56.384	26	1 LAP	1:01.999	26	1 LAP	1:02.937
53	9.041	56.484	53	8.718	56.548	27	6.207	56.883	27	6.854	57.168	44	13.605	1:12.950
17	13.246	56.632	16	1 LAP	1:26.694	53	8.928	56.324	53	9.395	56.988	17	14.959	59.223
18	13.914	58.578	17	13.332	56.957	17	14.267	57.049	17	15.081	57.335	6	19.931	58.791
6	16.775	57.311	18	15.532	58.489	18	18.238	58.820	18	20.161	58.444	18	20.372	59.556
32	17.452	59.618	6	17.228	57.324	6	19.499	58.385	6	20.485	57.507	32	24.868	59.828
37	26.553	59.796	32	19.446	58.865	32	22.058	58.726	32	24.385	58.848	33	37.332	1:01.442
33	26.742	59.709	37	29.249	59.567	33	32.695	59.357	33	35.235	59.061	37	38.204	1:01.100
71	33.136	1:00.413	33	29.452	59.581	37	33.791	1:00.656	37	36.449	59.179	71	45.426	1:01.792
21	34.106	1:01.819	71	36.190	59.925	71	40.041	59.965	71	42.979	59.459	21	48.060	1:01.065
9	41.060	1:02.676	21	38.107	1:00.872	21	42.310	1:00.317	21	46.340	1:00.551	9	1:01.238	1:02.734
15	41.536	1:02.416	9	46.433	1:02.244	9	52.305	1:01.986	9	57.849	1:02.065	15	1:02.133	1:02.941
26	51.167	1:02.724	15	47.114	1:02.449	15	53.259	1:02.259	15	58.537	1:01.799			

Legends Cars Championship

RACE 4 - HEAT 2 - CLASSIFICATION

POS	NO	CL	NAME	ENTRY	LAPS	TIME	GAP	DIFF	MPH	BEST	ON
1	1	S	John Jon HIGGINS	Ford Legend Coupe	8	7:21.204			88.12	54.167	6
2	2	S	Lee FITZPATRICK	Legend Ford Coupe	8	7:21.435	0.231	0.231	88.07	54.140	6
3	12		Stephen TREHERNE	Legend Ford	8	7:24.304	3.100	2.869	87.50	54.497	3
4	19		Lawrence DAVEY	Legend Ford Coupe	8	7:25.898	4.694	1.594	87.19	54.809	5
5	11		Simon BELCHER	Legend 1934 Ford Coupe	8	7:26.035	4.831	0.137	87.16	54.716	3
6	3	S	Ross MARSHALL	Legend Ford Coupe	8	7:27.254	6.050	1.219	86.92	54.872	7
7	8	S	Nick BRACE	Legend Ford Coupe	8	7:27.904	6.700	0.650	86.80	54.953	8
8	24		Matthew PAPE	Legend Ford 34 Coupe	8	7:28.920	7.716	1.016	86.60	54.784	7
9	32		Peter MORTON	Legend Ford Coupe	8	7:31.996	10.792	3.076	86.01	54.965	6
10	4		Darren GAULTON	Legend Ford Coupe	8	7:39.235	18.031	7.239	84.66	55.729	5
11	59	S	Paul MANSELL	Legend 1934 Ford Coupe	8	7:39.968	18.764	0.733	84.52	56.230	7
12	66		Stephen WHITELEGG	Legend 1934 Ford Sedan	8	7:40.507	19.303	0.539	84.42	56.500	5
13	55		Ben POWER	Legend Ford Coupe	8	7:44.193	22.989	3.686	83.75	55.419	4
14	17		John HILBERY	Legend Ford	8	7:46.428	25.224	2.235	83.35	56.801	4
15	72		Glenn BURTENSHAW	Legend 34 Ford Coupe	8	7:47.507	26.303	1.079	83.16	57.104	3
16	40	S	Roger COUSINS	Legend 1934 Ford Coupe	8	7:52.179	30.975	4.672	82.34	57.352	3
17	9		Julie CARTER	Legend Chevy	8	8:02.027	40.823	9.848	80.65	58.489	8
18	43		Mick MERCER	Legend 37 Ford Sedan	8	8:13.459	52.255	11.432	78.79	58.917	8
19	47		David JONES	Legend Ford Coupe	7	7:30.739	1 lap	1 lap	75.47	1:01.869	5

NOT CLASSIFIED

<i>DNF</i>	16	S	Richard POCKLINGTON	Legend Ford Coupe 34	2	2:00.137	6 laps	5 laps	80.90	57.799	2
<i>DNF</i>	7	S	John MARSHALL	Legend Ford Coupe	1	1:03.031	7 laps	1 lap	77.10	1:03.031	1
<i>DNF</i>	77		Robin WEBB	Legend Chevy	0						
<i>DNF</i>	99		Brian COOKE	Legend Ford	0						

FASTEST LAP

2	S	Lee FITZPATRICK	Legend Ford Coupe	6	54.140	89.76 mph	144.46 kph
12		Stephen TREHERNE	Legend Ford	3	54.497	89.17 mph	143.51 kph

Weather / Track : Cloudy / Dry

These results are provisional until the conclusion of any judicial and technical matters.

Mallory Park
Circuit Length = 1.3500 miles
Start: 14:24 End: 14:32

Clerk of Course :	Timekeeper :
-------------------	--------------

Legends Cars Championship
RACE 4 - HEAT 2 - LAP CHART

Lap 1			Lap 2			Lap 3			Lap 4			Lap 5		
No	Behind	Laptime	No	Behind	Laptime	No	Behind	Laptime	No	Behind	Laptime	No	Behind	Laptime
8		58.174	2		54.975	2		55.016	2		54.398	2		54.361
2	0.258	58.432	1	0.361	54.865	1	0.123	54.778	1	0.093	54.368	1	0.094	54.362
32	0.609	58.783	8	1.018	56.251	12	0.835	54.497	12	1.106	54.669	12	1.709	54.964
1	0.729	58.903	12	1.354	55.209	8	1.489	55.487	11	2.475	55.228	11	3.172	55.058
55	1.173	59.347	11	1.945	55.667	11	1.645	54.716	19	2.959	54.895	19	3.407	54.809
12	1.378	59.552	19	2.339	55.306	19	2.462	55.139	3	3.413	55.173	3	4.440	55.388
11	1.511	59.685	3	2.644	55.353	3	2.638	55.010	8	3.875	56.784	8	4.920	55.406
19	2.266	1:00.440	24	4.222	55.883	24	4.298	55.092	24	5.421	55.521	24	6.533	55.473
3	2.524	1:00.698	59	5.462	57.193	59	6.890	56.444	32	8.551	55.153	32	9.282	55.092
59	3.502	1:01.676	4	6.298	57.527	32	7.796	55.871	59	9.319	56.827	59	11.354	56.396
24	3.572	1:01.746	16	6.730	57.799	4	8.336	57.054	4	10.111	56.173	4	11.479	55.729
4	4.004	1:02.178	66	6.785	57.563	66	8.958	57.189	66	11.071	56.511	66	13.210	56.500
16	4.164	1:02.338	32	6.941	1:01.565	72	10.354	57.104	72	13.182	57.226	17	16.060	56.986
66	4.455	1:02.629	72	8.266	57.532	17	11.032	57.023	17	13.435	56.801	72	16.373	57.552
7	4.857	1:03.031	17	9.025	57.852	40	12.839	57.352	40	15.879	57.438	55	17.680	55.969
72	5.967	1:04.141	40	10.503	58.302	55	15.051	56.260	55	16.072	55.419	40	19.597	58.079
17	6.406	1:04.580	55	13.807	1:07.867	9	18.954	58.527	9	23.478	58.922	9	28.057	58.940
40	7.434	1:05.608	9	15.443	1:00.046	43	28.336	59.647	43	33.680	59.742	43	38.678	59.359
9	10.630	1:08.804	43	23.705	1:01.680	47	31.843	1:02.154	47	39.689	1:02.244	47	47.197	1:01.869
47	13.589	1:11.763	47	24.705	1:06.349									
43	17.258	1:15.432												

Legends Cars Championship
RACE 4 - HEAT 2 - LAP CHART

Lap 6			Lap 7			Lap 8		
No	Behind	Laptime	No	Behind	Laptime	No	Behind	Laptime
2		54.140	2		55.182	1		54.266
1	0.121	54.167	1	0.434	55.495	2	0.231	54.931
12	2.509	54.940	47	1 LAP	1:02.961	12	3.100	55.365
19	4.162	54.895	12	2.435	55.108	19	4.694	55.030
11	4.285	55.253	19	4.364	55.384	11	4.831	55.102
3	5.983	55.683	11	4.429	55.326	3	6.050	55.077
8	6.544	55.764	3	5.673	54.872	8	6.700	54.953
24	7.540	55.147	8	6.447	55.085	24	7.716	55.274
32	10.107	54.965	24	7.142	54.784	47	1 LAP	1:03.399
4	14.796	57.457	32	10.322	55.397	32	10.792	55.170
59	15.515	58.301	4	16.116	56.502	4	18.031	56.615
66	15.897	56.827	59	16.563	56.230	59	18.764	56.901
17	20.054	58.134	66	17.318	56.603	66	19.303	56.685
55	20.362	56.822	55	21.636	56.456	55	22.989	56.053
72	20.417	58.184	17	22.605	57.733	17	25.224	57.319
40	23.760	58.303	72	23.544	58.309	72	26.303	57.459
9	33.211	59.294	40	26.899	58.321	40	30.975	58.776
43	43.850	59.312	9	37.034	59.005	9	40.823	58.489
			43	48.038	59.370	43	52.255	58.917

Universal Racing Services Classic Formula Ford 2000

RACE 5 - CLASSIFICATION

POS	NO	CL	NAME	ENTRY	LAPS	TIME	GAP	DIFF	MPH	BEST	ON
1	2	A	Ian PEARSON	Van Diemen RF83	16	13:02.336			99.39	48.088	8
2	72	A	Andrew STORER	Van Diemen RF82	16	13:04.916	2.580	2.580	99.06	48.131	7
3	4	A	Richard WALLINGTON	Van Diemen RF83	16	13:11.685	9.349	6.769	98.22	48.496	7
4	18	A	Tom POPE	Van Diemen RF81	16	13:13.194	10.858	1.509	98.03	48.523	7
5	1	A	Andy HUXTABLE	Van Diemen RF83	16	13:13.824	11.488	0.630	97.95	48.623	3
6	56	A	Paul BURT	Van Diemen RF82	16	13:17.011	14.675	3.187	97.56	48.945	5
7	35	A	Neil HUNT	Van Diemen RF82	16	13:17.413	15.077	0.402	97.51	48.853	5
8	50	B	Wil ARIF	Reynard 78	16	13:30.513	28.177	13.100	95.93	49.667	5
9	57	A	Chris LEVY	Van Diemen RF83	16	13:31.078	28.742	0.565	95.87	49.678	3
10	48	A	Kevin LEWIS	Van Diemen RF82	16	13:31.418	29.082	0.340	95.83	49.782	6
11	40	A	Ken THOROGOOD	Van Diemen RF82	16	13:31.856	29.520	0.438	95.77	49.605	6
12	98	A	Rodney TOFT	Van Diemen RF82	16	13:32.743	30.407	0.887	95.67	49.649	7
13	73	B	John WILSON	Royale RP26	16	13:43.489	41.153	10.746	94.42	50.473	7
14	45	A	Robert PEARSON	Royale RP30	15	13:05.932	1 lap	1 lap	92.75	50.984	7

NOT CLASSIFIED

DNF	97	A	Lawrence DENNE	Van Diemen RF82	5	4:24.465	11 laps	10 laps	91.88	50.436	3
-----	----	---	----------------	-----------------	---	----------	---------	---------	-------	--------	---

FASTEST LAP

2	A	Ian PEARSON	Van Diemen RF83	8	48.088	101.06 mph	162.64 kph
50	B	Wil ARIF	Reynard 78	5	49.667	97.85 mph	157.47 kph

Weather / Track : Cloudy / Dry

These results are provisional until the conclusion of any judicial and technical matters.

Mallory Park
Circuit Length = 1.3500 miles
Start: 14:49 End: 15:03

Clerk of Course :	Timekeeper :
-------------------	--------------

Universal Racing Services Classic Formula Ford 2000

RACE 5 - LAP CHART

Lap 1			Lap 2			Lap 3			Lap 4			Lap 5		
No	Behind	Laptime	No	Behind	Laptime	No	Behind	Laptime	No	Behind	Laptime	No	Behind	Laptime
72		53.105	72		48.921	72		48.524	72		48.728	2		48.386
2	0.285	53.390	2	0.364	49.000	2	0.436	48.596	2	0.163	48.455	72	0.676	49.225
1	0.744	53.849	1	0.809	48.986	1	0.908	48.623	1	1.330	49.150	1	1.757	48.976
97	1.595	54.700	56	2.494	49.474	56	3.011	49.041	56	3.565	49.282	56	3.961	48.945
56	1.941	55.046	18	2.994	49.574	18	3.626	49.156	18	3.816	48.918	18	4.064	48.797
18	2.341	55.446	97	3.622	50.948	4	4.823	49.245	4	5.289	49.194	4	5.498	48.758
50	3.108	56.213	4	4.102	49.540	97	5.534	50.436	35	6.838	49.346	35	7.142	48.853
4	3.483	56.588	50	4.478	50.291	35	6.220	49.654	50	7.810	49.995	50	8.928	49.667
35	4.594	57.699	35	5.090	49.417	50	6.543	50.589	57	8.293	49.873	57	10.234	50.490
57	5.085	58.190	57	5.994	49.830	57	7.148	49.678	97	9.398	52.592	48	11.020	50.016
48	5.377	58.482	48	6.724	50.268	48	8.235	50.035	48	9.553	50.046	40	11.815	50.318
40	5.818	58.923	40	7.334	50.437	40	8.658	49.848	40	10.046	50.116	98	12.475	49.894
98	6.841	59.946	98	8.247	50.327	98	9.677	49.954	98	11.130	50.181	73	15.681	50.695
73	7.166	1:00.271	73	9.026	50.781	73	11.291	50.789	73	13.535	50.972	97	16.638	55.789
45	7.601	1:00.706	45	10.083	51.403	45	12.935	51.376	45	15.754	51.547	45	18.423	51.218

Universal Racing Services Classic Formula Ford 2000

RACE 5 - LAP CHART

Lap 6			Lap 7			Lap 8			Lap 9			Lap 10		
No	Behind	Laptime	No	Behind	Laptime	No	Behind	Laptime	No	Behind	Laptime	No	Behind	Laptime
2		48.307	2		48.102	2		48.088	2		48.517	2		48.416
72	0.558	48.189	72	0.587	48.131	72	0.917	48.418	72	1.037	48.637	72	3.309	50.688
1	2.468	49.018	1	3.337	48.971	1	4.128	48.879	1	5.007	49.396	1	5.762	49.171
18	4.333	48.576	18	4.754	48.523	18	5.489	48.823	18	6.076	49.104	18	6.305	48.645
56	4.819	49.165	56	5.845	49.128	56	6.792	49.035	4	7.397	48.901	4	7.601	48.620
4	5.849	48.658	4	6.243	48.496	4	7.013	48.858	56	8.122	49.847	56	9.078	49.372
35	7.892	49.057	35	8.705	48.915	35	9.778	49.161	35	10.416	49.155	35	11.046	49.046
50	10.436	49.815	50	12.280	49.946	50	14.382	50.190	50	16.024	50.159	50	18.458	50.850
57	11.800	49.873	57	13.397	49.699	57	15.431	50.122	57	17.306	50.392	57	19.049	50.159
48	12.495	49.782	48	14.505	50.112	48	16.320	49.903	48	17.871	50.068	48	19.245	49.790
40	13.113	49.605	40	14.958	49.947	40	17.032	50.162	40	18.754	50.239	40	20.318	49.980
98	14.080	49.912	98	15.627	49.649	98	17.865	50.326	98	19.261	49.913	98	21.071	50.226
73	18.154	50.780	73	20.525	50.473	73	23.435	50.998	73	25.824	50.906	73	28.171	50.763
45	21.763	51.647	45	24.645	50.984	45	28.224	51.667	45	31.998	52.291	45	35.532	51.950

Universal Racing Services Classic Formula Ford 2000

RACE 5 - LAP CHART

Lap 11			Lap 12			Lap 13			Lap 14			Lap 15		
No	Behind	Laptime	No	Behind	Laptime	No	Behind	Laptime	No	Behind	Laptime	No	Behind	Laptime
2		48.639	2		48.601	2		48.780	2		48.839	2		48.954
72	3.416	48.746	72	3.607	48.792	72	3.455	48.628	72	3.190	48.574	72	2.989	48.753
1	6.727	49.604	1	7.387	49.261	1	7.960	49.353	4	9.432	49.431	4	9.408	48.930
18	7.015	49.349	18	7.746	49.332	18	8.386	49.420	1	9.728	50.607	18	10.784	49.838
4	7.677	48.715	4	8.602	49.526	4	8.840	49.018	18	9.900	50.353	1	11.824	51.050
56	10.085	49.646	56	11.373	49.889	56	12.376	49.783	56	12.947	49.410	56	14.186	50.193
35	11.731	49.324	35	12.138	49.008	35	13.156	49.798	35	13.469	49.152	35	14.409	49.894
50	20.398	50.579	50	22.707	50.910	50	24.254	50.327	50	25.862	50.447	50	27.200	50.292
57	21.037	50.627	57	22.938	50.502	57	24.720	50.562	57	26.320	50.439	57	27.587	50.221
48	21.256	50.650	48	23.926	51.271	48	25.562	50.416	48	26.857	50.134	48	28.047	50.144
40	21.631	49.952	40	24.750	51.720	40	25.946	49.976	40	27.443	50.336	40	28.559	50.070
98	22.612	50.180	98	25.032	51.021	98	26.408	50.156	98	27.862	50.293	98	29.312	50.404
73	30.708	51.176	73	33.037	50.930	73	35.079	50.822	73	37.238	50.998	73	39.371	51.087
45	38.894	52.001	45	42.152	51.859	45	45.138	51.766	45	48.406	52.107			

Universal Racing Services Classic Formula Ford 2000
RACE 5 - LAP CHART

Lap 16		
No	Behind	Laptime
2		49.266
72	2.580	48.857
45	1 LAP	53.410
4	9.349	49.207
18	10.858	49.340
1	11.488	48.930
56	14.675	49.755
35	15.077	49.934
50	28.177	50.243
57	28.742	50.421
48	29.082	50.301
40	29.520	50.227
98	30.407	50.361
73	41.153	51.048

Lancaster Insurance MG Owners Club (Classes B & Z)
RACE 6 - CLASSIFICATION

POS	NO	CL	NAME	ENTRY	LAPS	TIME	GAP	DIFF	MPH	BEST	ON
1	4	Z	Simon BYRNE	MG ZR	14	13:13.126			85.78	55.774	12
2	10	Z	Gary SMITH	MG ZR 160	14	13:13.442	0.316	0.316	85.75	55.805	13
3	12	Z	Nick GOLHAR	MG ZR	14	13:30.669	17.543	17.227	83.93	56.745	6
4	23	Z	John PERKINS	MG ZR 160	14	13:31.386	18.260	0.717	83.85	56.277	2
5	22	Z	Paul R CLACKETT	MG ZS 160	14	13:35.218	22.092	3.832	83.46	56.806	3
6	29	Z	Richard WATERMAN	MG ZR 160	14	13:59.064	45.938	23.846	81.08	57.942	12
7	71	B	Benjamin SHORT	MG Maestro	14	13:59.517	46.391	0.453	81.04	58.453	11
8	45	B	Harjinder BHAMBRA	MG ZS	14	14:08.373	55.247	8.856	80.20	59.185	9
9	17	Z	David OBREE	MG ZR160	13	13:37.025	1 lap	1 lap	77.32	59.737	12
10	26	I	Richard HODSON	MG B GT	13	13:51.954	1 lap	14.929	75.94	1:02.135	11
NOT CLASSIFIED											
DNF	1	Z	Lee SULLIVAN	MG ZR	6	5:43.983	8 laps	7 laps	84.77	56.039	3
DNF	6	I	Robin WALKER	MG F	0						
DNF	46	Z	Mark HALSALL	MG ZR160	0						
FASTEST LAP											
4	Z	Simon BYRNE	MG ZR	12	55.774	87.13 mph	140.23 kph				
71	B	Benjamin SHORT	MG Maestro	11	58.453	83.14 mph	133.80 kph				
26	I	Richard HODSON	MG B GT	11	1:02.135	78.21 mph	125.87 kph				

Weather / Track : Cloudy / Dry

These results are provisional until the conclusion of any judicial and technical matters.

Mallory Park
 Circuit Length = 1.3500 miles
 Start: 16:07 End: 16:21

Clerk of Course :	Timekeeper :
-------------------	--------------

Lancaster Insurance MG Owners Club (Classes B & Z)

RACE 6 - LAP CHART

Lap 1			Lap 2			Lap 3			Lap 4			Lap 5		
No	Behind	Laptime	No	Behind	Laptime	No	Behind	Laptime	No	Behind	Laptime	No	Behind	Laptime
4		1:02.224	4		56.334	4		56.126	4		56.155	4		56.264
1	0.421	1:02.645	1	0.542	56.455	1	0.455	56.039	1	0.599	56.299	1	0.415	56.080
10	1.716	1:03.940	10	1.261	55.879	10	0.991	55.856	10	1.013	56.177	10	0.832	56.083
23	2.161	1:04.385	23	2.104	56.277	23	2.645	56.667	23	4.406	57.916	12	6.326	57.619
12	2.577	1:04.801	12	3.333	57.090	12	4.232	57.025	12	4.971	56.894	22	6.933	57.401
22	3.525	1:05.749	22	4.305	57.114	22	4.985	56.806	22	5.796	56.966	23	7.550	59.408
71	4.670	1:06.894	71	7.143	58.807	71	9.978	58.961	71	13.694	59.871	71	17.889	1:00.459
29	6.609	1:08.833	29	9.739	59.464	29	13.568	59.955	29	17.481	1:00.068	29	21.680	1:00.463
45	7.595	1:09.819	45	11.248	59.987	45	15.113	59.991	45	19.206	1:00.248	45	23.497	1:00.555
17	9.703	1:11.927	17	15.506	1:02.137	17	21.619	1:02.239	17	27.357	1:01.893	17	32.132	1:01.039
26	11.627	1:13.851	26	18.841	1:03.548	26	25.485	1:02.770	26	32.665	1:03.335	26	39.420	1:03.019

Lancaster Insurance MG Owners Club (Classes B & Z)

RACE 6 - LAP CHART

Lap 6			Lap 7			Lap 8			Lap 9			Lap 10		
No	Behind	Laptime	No	Behind	Laptime	No	Behind	Laptime	No	Behind	Laptime	No	Behind	Laptime
4		56.298	4		56.172	4		56.315	4		56.211	4		56.878
1	0.582	56.465	10	0.721	55.907	10	0.471	56.065	10	0.329	56.069	10	0.389	56.938
10	0.986	56.452	12	8.290	57.689	12	8.966	56.991	26	1 LAP	1:03.846	17	1 LAP	1:02.897
12	6.773	56.745	22	9.094	57.616	22	10.415	57.636	12	10.322	57.567	26	1 LAP	1:02.546
22	7.650	57.015	23	9.158	57.509	23	10.870	58.027	22	11.885	57.681	12	11.455	58.011
23	7.821	56.569	71	26.987	1:00.654	71	31.071	1:00.399	23	12.194	57.535	22	12.201	57.194
71	22.505	1:00.914	29	28.751	59.641	29	31.932	59.496	71	33.684	58.824	23	12.247	56.931
29	25.282	59.900	45	31.219	1:00.524	45	34.665	59.761	29	34.340	58.619	71	35.435	58.629
45	26.867	59.668	17	47.739	1:05.497	17	54.087	1:02.663	45	37.639	59.185	29	36.365	58.903
17	38.414	1:02.580	26	53.060	1:03.178							45	40.207	59.446
26	46.054	1:02.932												

Lancaster Insurance MG Owners Club (Classes B & Z)

RACE 6 - LAP CHART

Lap 11			Lap 12			Lap 13			Lap 14		
No	Behind	Laptime	No	Behind	Laptime	No	Behind	Laptime	No	Behind	Laptime
4		55.963	4		55.774	4		56.223	4		56.189
10	0.248	55.822	10	0.681	56.207	10	0.263	55.805	10	0.316	56.242
17	1 LAP	1:01.062	12	15.180	57.877	12	16.475	57.518	12	17.543	57.257
12	13.077	57.585	23	15.463	57.585	23	17.126	57.886	23	18.260	57.323
23	13.652	57.368	17	1 LAP	1:02.326	17	1 LAP	59.737	22	22.092	57.386
26	1 LAP	1:04.587	22	20.098	57.049	22	20.895	57.020	17	1 LAP	1:01.028
22	18.823	1:02.585	26	1 LAP	1:02.135	26	1 LAP	1:03.445	26	1 LAP	1:02.762
71	37.925	58.453	71	40.620	58.469	71	43.227	58.830	29	45.938	58.653
29	38.780	58.378	29	40.948	57.942	29	43.474	58.749	71	46.391	59.353
45	44.052	59.808	45	48.067	59.789	45	51.461	59.617	45	55.247	59.975

Pinto Championship

RACE 7 - AMENDED - CLASSIFICATION

POS	NO	CL	NAME	ENTRY	LAPS	TIME	GAP	DIFF	MPH	BEST	ON
1	8	A	David HOUGHTON	Van Diemen	25	20:20.533			99.54	47.940	15
2	63	A	Oli STIRLING	Tiga SC80	25	20:20.534	0.001	0.001	99.54	47.927	14
3	77	A	Patrick SHERRINGTON	Tiga SC80	25	20:20.583	0.050	0.049	99.54	47.856	15
4	48	B	Paul STREAT	Swift DB2	25	20:21.321	0.788	0.738	99.48	47.807	16
5	44	B	Geoff GORDON	Shrike P15	25	21:01.240	40.707	39.919	96.33	49.406	22
6	72	H	Jonathan LOADER	Crossle 42S	25	21:04.228	43.695	2.988	96.10	49.433	25
7	45	B	Damian GRIFFIN	Lola T598	25	21:04.736	44.203	0.508	96.06	49.281	15
8	65	H	Mike JOHNS	Royale S2000M	24	20:22.060	1 lap	1 lap	95.44	49.940	16
9	38	A	Clive STEEPER	Tiga SC87	24	20:24.887	1 lap	2.827	95.22	49.813	17
10	33	B	Mike FRY	Lola T86/90	24	20:33.430	1 lap	8.543	94.56	50.078	18
11	66	B	Robert LACEY	Royale RP42	24	21:02.086	1 lap	28.656	92.41	51.409	15
12	11	B	Barry PHILLIPS	Tiga SC83	23	20:26.403	2 laps	1 lap	91.14	51.279	23
NOT CLASSIFIED											
DNF	22	A	Andy MATHEW	Shrike P16	14	12:08.647	11 laps	9 laps	93.37	48.505	9
DNF	96	H	Mira FEYERABEND	Tiga SC79	12	11:31.417	13 laps	2 laps	84.34	54.325	2
DNF	12	H	Charles FOGG	Tiga SC80	0						
FASTEST LAP											
48	B	Paul STREAT	Swift DB2	16	47.807	101.65 mph	163.60 kph				
77	A	Patrick SHERRINGTON	Tiga SC80	15	47.856	101.55 mph	163.43 kph				
72	H	Jonathan LOADER	Crossle 42S	25	49.433	98.31 mph	158.22 kph				

Car 63 - 0.095 sec penalty - C(d) 13 - Gaining unfair advantage

Weather / Track : Cloudy / Dry

These results are provisional until the conclusion of any judicial and technical matters.

Mallory Park
Circuit Length = 1.3500 miles
Start: 16:35 End: 16:56

Clerk of Course :	Timekeeper :
-------------------	--------------

Pinto Championship
RACE 7 - LAP CHART

Lap 1			Lap 2			Lap 3			Lap 4			Lap 5		
No	Behind	Laptime	No	Behind	Laptime	No	Behind	Laptime	No	Behind	Laptime	No	Behind	Laptime
8		55.159	8		49.300	8		48.827	8		48.789	8		48.851
77	0.355	55.514	77	0.238	49.183	77	0.201	48.790	77	0.306	48.894	77	0.290	48.835
48	0.884	56.043	48	0.871	49.287	48	0.894	48.850	48	0.732	48.627	48	0.735	48.854
22	1.137	56.296	22	1.265	49.428	63	1.514	48.672	63	1.406	48.681	63	1.183	48.628
63	1.907	57.066	63	1.669	49.062	22	1.737	49.299	22	1.647	48.699	22	1.617	48.821
72	2.647	57.806	44	3.811	50.267	44	4.911	49.927	44	6.524	50.402	44	7.927	50.254
44	2.844	58.003	72	4.478	51.131	72	6.640	50.989	72	8.272	50.421	72	9.708	50.287
38	3.722	58.881	38	5.534	51.112	38	7.744	51.037	38	9.753	50.798	38	11.830	50.928
65	4.060	59.219	65	5.869	51.109	65	8.374	51.332	65	10.090	50.505	65	12.091	50.852
45	4.426	59.585	45	6.198	51.072	45	8.890	51.519	45	10.332	50.231	45	12.514	51.033
33	5.557	1:00.716	33	9.013	52.756	33	11.915	51.729	33	14.387	51.261	33	16.948	51.412
66	6.272	1:01.431	66	9.848	52.876	66	13.612	52.591	66	17.402	52.579	66	21.142	52.591
11	7.138	1:02.297	11	11.635	53.797	11	16.139	53.331	11	21.012	53.662	11	25.666	53.505
96	8.891	1:04.050	96	13.916	54.325	96	19.549	54.460	96	25.945	55.185	96	32.471	55.377

Pinto Championship
RACE 7 - LAP CHART

Lap 6			Lap 7			Lap 8			Lap 9			Lap 10		
No	Behind	Laptime	No	Behind	Laptime	No	Behind	Laptime	No	Behind	Laptime	No	Behind	Laptime
8		48.648	8		48.234	8		48.752	8		49.048	8		48.997
77	0.206	48.564	77	0.337	48.365	77	0.192	48.607	77	0.191	49.047	77	0.249	49.055
48	0.701	48.614	48	1.063	48.596	48	0.503	48.192	63	1.048	48.997	63	0.455	48.404
63	1.285	48.750	63	1.438	48.387	63	1.099	48.413	22	1.404	48.505	22	1.232	48.825
22	1.581	48.612	22	2.114	48.767	22	1.947	48.585	48	2.416	50.961	48	1.805	48.386
44	9.489	50.210	44	11.539	50.284	44	12.802	50.015	96	1 LAP	57.075	96	1 LAP	54.495
72	11.383	50.323	72	13.517	50.368	72	15.025	50.260	44	13.542	49.788	44	14.903	50.358
38	14.616	51.434	38	17.129	50.747	65	18.842	50.152	72	16.344	50.367	72	17.972	50.625
65	14.937	51.494	65	17.442	50.739	38	19.755	51.378	65	20.276	50.482	65	21.604	50.325
45	15.253	51.387	45	17.575	50.556	45	19.940	51.117	38	21.676	50.969	45	23.223	50.285
33	19.239	50.939	33	22.126	51.121	33	24.094	50.720	45	21.935	51.043	38	23.860	51.181
66	24.971	52.477	66	29.113	52.376	66	32.306	51.945	33	25.636	50.590	33	27.094	50.455
11	30.231	53.213	11	35.362	53.365	11	40.192	53.582	66	35.173	51.915	66	38.396	52.220
96	39.419	55.596	96	46.837	55.652				11	44.815	53.671			

Pinto Championship
RACE 7 - LAP CHART

Lap 11			Lap 12			Lap 13			Lap 14			Lap 15		
No	Behind	Laptime	No	Behind	Laptime	No	Behind	Laptime	No	Behind	Laptime	No	Behind	Laptime
8		48.806	8		48.435	8		48.604	8		48.275	8		47.940
77	0.508	49.065	77	0.207	48.134	63	0.695	48.516	63	0.347	47.927	63	0.471	48.064
63	1.105	49.456	63	0.783	48.113	77	0.997	49.394	66	1 LAP	52.719	77	0.788	47.856
11	1 LAP	54.758	48	2.328	48.646	48	1.609	47.885	77	0.872	48.150	48	2.358	48.582
22	1.819	49.393	22	7.103	53.719	11	1 LAP	53.646	48	1.716	48.382	66	1 LAP	52.106
48	2.117	49.118	11	1 LAP	53.962	44	19.368	50.135	96	2 LAPS	1:15.524	11	1 LAP	52.196
44	16.509	50.412	44	17.837	49.763	22	22.507	1:04.008	11	1 LAP	52.813	44	23.682	50.217
96	1 LAP	54.943	72	22.213	50.936	72	24.237	50.628	44	21.405	50.312	72	29.472	50.359
72	19.712	50.546	96	1 LAP	54.735	65	27.084	50.633	72	27.053	51.091	45	30.981	49.281
65	23.236	50.438	65	25.055	50.254	45	27.477	50.941	45	29.640	50.438	65	32.490	50.170
45	23.831	49.414	45	25.140	49.744	38	28.618	50.425	65	30.260	51.451	38	33.602	50.642
38	25.011	49.957	38	26.797	50.221	33	34.438	52.004	38	30.900	50.557	33	40.664	50.977
33	28.900	50.612	33	31.038	50.573				33	37.627	51.464			
66	41.451	51.861	66	44.883	51.867				22	39.922	1:05.690			

Pinto Championship
RACE 7 - LAP CHART

Lap 16			Lap 17			Lap 18			Lap 19			Lap 20		
No	Behind	Laptime	No	Behind	Laptime	No	Behind	Laptime	No	Behind	Laptime	No	Behind	Laptime
8		48.534	8		48.572	8		48.162	8		48.455	8		48.402
63	0.377	48.440	63	0.189	48.384	63	0.293	48.266	63	0.333	48.495	63	0.329	48.398
77	0.572	48.318	77	0.381	48.381	77	0.776	48.557	77	0.459	48.138	77	0.433	48.376
48	1.631	47.807	48	1.174	48.115	48	1.319	48.307	48	1.138	48.274	48	1.074	48.338
66	1 LAP	51.409	66	1 LAP	51.728	66	1 LAP	51.700	66	1 LAP	51.764	33	1 LAP	52.859
11	1 LAP	51.965	44	27.708	50.400	44	29.647	50.101	44	31.498	50.306	66	1 LAP	51.727
44	25.880	50.732	11	1 LAP	52.623	11	1 LAP	51.925	72	35.497	49.999	44	33.315	50.219
72	31.154	50.216	72	32.398	49.816	72	33.953	49.717	45	35.922	49.778	72	36.674	49.579
45	31.762	49.315	45	33.106	49.916	45	34.599	49.655	11	1 LAP	52.628	45	37.238	49.718
65	33.896	49.940	65	35.501	50.177	65	37.601	50.262	65	39.189	50.043	11	1 LAP	51.341
38	34.988	49.920	38	36.229	49.813	38	38.258	50.191	38	41.170	51.367	65	41.007	50.220
33	42.515	50.385	33	44.333	50.390	33	46.249	50.078				38	42.826	50.058

Pinto Championship
RACE 7 - LAP CHART

Lap 21			Lap 22			Lap 23			Lap 24			Lap 25		
No	Behind	Laptime	No	Behind	Laptime	No	Behind	Laptime	No	Behind	Laptime	No	Behind	Laptime
8		47.983	8		47.984	8		48.296	8		48.049	63		48.867
63	0.350	48.004	63	0.371	48.005	63	0.342	48.267	63	0.470	48.177	8	0.094	49.431
77	0.671	48.221	77	0.616	47.929	11	2 LAPS	52.891	77	1.002	48.357	77	0.144	48.479
48	1.367	48.276	48	1.222	47.839	77	0.694	48.374	48	1.955	49.045	48	0.882	48.264
33	1 LAP	50.507	33	1 LAP	50.475	48	0.959	48.033	38	1 LAP	51.461	65	1 LAP	51.796
66	1 LAP	51.977	66	1 LAP	52.139	33	1 LAP	50.501	11	2 LAPS	51.604	38	1 LAP	50.534
44	35.011	49.679	44	36.433	49.406	66	1 LAP	51.920	33	1 LAP	50.348	11	2 LAPS	51.279
72	38.485	49.794	72	40.184	49.683	44	37.898	49.761	66	1 LAP	52.267	33	1 LAP	50.558
45	38.931	49.676	45	40.655	49.708	72	41.991	50.103	44	39.579	49.730	44	40.801	50.559
65	43.352	50.328	65	45.567	50.199	45	42.463	50.104	72	43.693	49.751	66	1 LAP	53.901
11	1 LAP	52.349	38	48.135	51.109	65	47.211	49.940	45	44.167	49.753	72	43.789	49.433
38	45.010	50.167										45	44.297	49.467

Legends Cars Championship

RACE 8 - FINAL - CLASSIFICATION

POS	NO	CL	NAME	ENTRY	LAPS	TIME	GAP	DIFF	MPH	BEST	ON
1	19		Lawrence DAVEY	Legend Ford Coupe	10	9:19.874			86.80	54.687	3
2	12		Stephen TREHERNE	Legend Ford	10	9:19.883	0.009	0.009	86.80	54.415	4
3	16	S	Richard POCKLINGTON	Legend Ford Coupe 34	10	9:20.272	0.398	0.389	86.74	55.058	5
4	8	S	Nick BRACE	Legend Ford Coupe	10	9:20.431	0.557	0.159	86.71	54.527	5
5	3	S	Ross MARSHALL	Legend Ford Coupe	10	9:22.890	3.016	2.459	86.33	54.761	5
6	24		Matthew PAPE	Legend Ford 34 Coupe	10	9:24.798	4.924	1.908	86.04	54.901	6
7	4		Darren GAULTON	Legend Ford Coupe	10	9:29.447	9.573	4.649	85.34	55.451	4
8	55		Ben POWER	Legend Ford Coupe	10	9:29.569	9.695	0.122	85.32	55.755	5
9	99		Brian COOKE	Legend Ford	10	9:44.013	24.139	14.444	83.21	56.938	7
10	59	S	Paul MANSELL	Legend 1934 Ford Coupe	10	9:44.024	24.150	0.011	83.21	56.507	9
11	72		Glenn BURTENSHAW	Legend 34 Ford Coupe	10	9:44.975	25.101	0.951	83.07	56.784	7
12	66		Stephen WHITELEGG	Legend 1934 Ford Sedan	10	9:51.635	31.761	6.660	82.14	57.072	9
13	77		Robin WEBB	Legend Chevy	10	9:53.050	33.176	1.415	81.94	57.585	9
14	40	S	Roger COUSINS	Legend 1934 Ford Coupe	10	9:53.632	33.758	0.582	81.86	57.530	7
15	9		Julie CARTER	Legend Chevy	10	9:53.843	33.969	0.211	81.83	57.377	9
16	43		Mick MERCER	Legend 37 Ford Sedan	10	9:55.286	35.412	1.443	81.64	57.582	9
17	7	S	John MARSHALL	Legend Ford Coupe	10	10:07.607	47.733	12.321	79.98	56.418	4
18	17		John HILBERY	Legend Ford	10	10:53.561	1:33.687	45.954	74.36	56.916	3
19	47		David JONES	Legend Ford Coupe	9	9:29.409	1 lap	1 lap	76.81	1:01.460	6
20	2	S	Lee FITZPATRICK	Legend Ford Coupe	9	9:44.997	1 lap	15.588	74.76	54.553	5

NOT CLASSIFIED

DNF	11		Simon BELCHER	Legend 1934 Ford Coupe	6	5:39.073	4 laps	3 laps	85.99	54.640	4
DNF	1	S	John Jon HIGGINS	Ford Legend Coupe	4	3:44.925	6 laps	2 laps	86.42	54.673	3
DNF	32		Peter MORTON	Legend Ford Coupe	1	1:03.660	9 laps	3 laps	76.34	1:03.660	1

FASTEST LAP

12			Stephen TREHERNE	Legend Ford	4	54.415	89.31 mph	143.73 kph
8	S		Nick BRACE	Legend Ford Coupe	5	54.527	89.12 mph	143.44 kph

Weather / Track : Cloudy / Dry

These results are provisional until the conclusion of any judicial and technical matters.

Mallory Park
Circuit Length = 1.3500 miles
Start: 17:03 End: 17:14

Clerk of Course :	Timekeeper :
-------------------	--------------

Legends Cars Championship
RACE 8 - FINAL - LAP CHART

Lap 1			Lap 2			Lap 3			Lap 4			Lap 5		
No	Behind	Laptime	No	Behind	Laptime	No	Behind	Laptime	No	Behind	Laptime	No	Behind	Laptime
16		1:00.147	1		54.717	1		54.673	1		54.786	19		54.733
4	0.325	1:00.472	16	0.596	55.915	16	1.215	55.292	16	1.787	55.358	16	0.259	55.058
1	0.602	1:00.749	19	1.473	54.852	19	1.487	54.687	19	1.853	55.152	12	0.771	54.484
55	1.850	1:01.997	4	2.125	57.119	8	3.027	55.466	12	2.873	54.415	8	1.229	54.527
19	1.940	1:02.087	8	2.234	55.156	12	3.244	55.125	8	3.288	55.047	11	2.658	54.715
8	2.397	1:02.544	55	2.488	55.957	11	4.675	55.512	11	4.529	54.640	3	4.612	54.761
17	3.239	1:03.386	12	2.792	54.736	4	5.192	57.740	4	5.857	55.451	4	5.628	56.357
12	3.375	1:03.522	2	3.416	55.334	55	5.756	57.941	3	6.437	54.850	55	6.360	55.755
2	3.401	1:03.548	11	3.836	55.545	3	6.373	55.135	55	7.191	56.221	24	6.640	55.449
32	3.513	1:03.660	17	5.162	57.242	17	7.405	56.916	24	7.777	54.981	17	10.884	57.615
11	3.610	1:03.757	3	5.911	56.483	24	7.582	56.098	17	9.855	57.236	7	11.101	56.989
59	3.722	1:03.869	24	6.157	57.382	59	8.615	56.546	59	10.607	56.778	59	12.125	58.104
24	4.094	1:04.241	59	6.742	58.339	7	9.066	56.686	7	10.698	56.418	99	15.473	57.688
66	4.403	1:04.550	66	6.978	57.894	72	11.125	57.243	99	14.371	57.563	72	15.753	57.785
3	4.747	1:04.894	7	7.053	57.119	99	11.594	57.206	72	14.554	58.215	77	20.967	58.396
7	5.253	1:05.400	72	8.555	57.727	77	15.519	59.004	77	19.157	58.424	66	21.757	57.614
72	6.147	1:06.294	99	9.061	57.333	2	16.204	1:07.461	40	20.341	58.628	40	22.159	58.404
77	6.745	1:06.892	77	11.188	59.762	40	16.499	59.408	9	20.532	58.578	9	22.390	58.444
99	7.047	1:07.194	40	11.764	59.229	9	16.740	58.288	66	20.729	57.620	43	23.119	58.186
43	7.369	1:07.516	9	13.125	1:00.770	43	17.755	59.077	43	21.519	58.550	2	1 LAP	2:02.296
9	7.674	1:07.821	43	13.351	1:01.301	66	17.895	1:05.590	47	31.802	1:01.909	47	37.221	1:02.005
40	7.854	1:08.001	47	16.349	1:01.689	47	24.679	1:03.003						
47	9.979	1:10.126												

Legends Cars Championship
RACE 8 - FINAL - LAP CHART

Lap 6			Lap 7			Lap 8			Lap 9			Lap 10		
No	Behind	Laptime	No	Behind	Laptime	No	Behind	Laptime	No	Behind	Laptime	No	Behind	Laptime
19		55.721	19		55.665	19		55.275	19		55.387	19		56.315
16	0.309	55.771	12	0.328	55.525	12	0.367	55.314	12	0.419	55.439	12	0.009	55.905
12	0.468	55.418	16	0.719	56.075	16	0.620	55.176	16	0.591	55.358	16	0.398	56.122
8	0.813	55.305	8	0.859	55.711	8	1.208	55.624	8	1.012	55.191	8	0.557	55.860
11	1.841	54.904	3	3.993	55.616	3	3.622	54.904	47	1 LAP	1:04.288	3	3.016	55.903
3	4.042	55.151	24	5.422	55.267	24	5.462	55.315	3	3.428	55.193	24	4.924	55.921
24	5.820	54.901	4	7.566	56.525	4	8.612	56.321	24	5.318	55.243	47	1 LAP	1:02.641
4	6.706	56.799	55	7.656	56.532	55	8.838	56.457	4	9.358	56.133	4	9.573	56.530
55	6.789	56.150	17	14.847	57.175	7	17.240	57.486	55	9.587	56.136	55	9.695	56.423
7	13.075	57.695	7	15.029	57.619	17	17.894	58.322	7	19.077	57.224	99	24.139	57.927
17	13.337	58.174	59	17.965	58.294	99	20.512	57.337	17	19.436	56.929	59	24.150	57.146
59	15.336	58.932	99	18.450	56.938	72	21.857	58.350	99	22.527	57.402	72	25.101	57.840
99	17.177	57.425	72	18.782	56.784	59	22.199	59.509	59	23.319	56.507	2	1 LAP	55.603
72	17.663	57.631	77	25.488	57.838	2	1 LAP	55.693	72	23.576	57.106	66	31.761	58.152
77	23.315	58.069	66	25.649	57.841	66	28.239	57.865	2	1 LAP	54.745	77	33.176	58.398
66	23.473	57.437	40	25.965	57.530	77	28.895	58.682	66	29.924	57.072	40	33.758	58.599
40	24.100	57.662	2	1 LAP	55.764	40	29.328	58.638	77	31.093	57.585	9	33.969	58.688
9	24.287	57.618	9	26.600	57.978	9	29.606	58.281	40	31.474	57.533	43	35.412	58.998
43	25.304	57.906	43	27.823	58.184	43	30.534	57.986	9	31.596	57.377	7	47.733	1:24.971
2	1 LAP	54.553	47	49.583	1:02.288				43	32.729	57.582	17	1:33.687	2:10.566
47	42.960	1:01.460												