



# NATIONAL CHAMPIONSHIP RACE DAY

**Oulton Park Island Circuit**

**20th June 2009**



**Results Provided by Timing Solutions Ltd**  
[www.tsl-timing.com](http://www.tsl-timing.com)

# Legends Cars Championship

## QUALIFYING - RACE 1 - CLASSIFICATION

POS	NO	CL	NAME	ENTRY	TIME	ON	LAPS	GAP	DIFF	MPH
1	2		<b>Lee FITZPATRICK</b>	Legend 34 Ford Coupe 1250cc	<b>2:02.723</b>	6	6			65.29
2	3		<b>Ross MARSHALL</b>	Legend 34 Ford Coupe 1250cc	<b>2:03.861</b>	2	6	<b>1.138</b>	1.138	64.69
3	1		<b>John Jon HIGGINS</b>	Legend 34 Ford Coupe 1250cc	<b>2:03.924</b>	3	6	<b>1.201</b>	0.063	64.66
4	19		<b>Lawrence DAVEY</b>	Legend Ford Coupe 1250cc	<b>2:04.581</b>	3	6	<b>1.858</b>	0.657	64.32
5	8		<b>Neil BRACE</b>	Legend 34 Ford Coupe 1250cc	<b>2:06.127</b>	6	6	<b>3.404</b>	1.546	63.53
6	12		<b>Stephen TREHERNE</b>	Legend Ford 1200cc	<b>2:06.531</b>	5	6	<b>3.808</b>	0.404	63.33
7	16		<b>Richard POCKLINGTON</b>	Legend Ford Coupe 34 1250cccc	<b>2:06.624</b>	4	6	<b>3.901</b>	0.093	63.28
8	7		<b>Jamie CLARKE</b>	Legend	<b>2:07.742</b>	4	6	<b>5.019</b>	1.118	62.73
9	32		<b>Peter MORTON</b>	Legend Chevy Coupe	<b>2:10.196</b>	4	6	<b>7.473</b>	2.454	61.55
10	72		<b>Glenn BURTENSHAW</b>	Legend 34 Ford Coupe 1250cc	<b>2:12.300</b>	5	6	<b>9.577</b>	2.104	60.57
11	55		<b>Ben POWER</b>	Legend Ford Coupe 1250cc	<b>2:12.316</b>	6	6	<b>9.593</b>	0.016	60.56
12	99		<b>Brian COOKE</b>	Legend Ford 1200cccc	<b>2:14.022</b>	6	6	<b>11.299</b>	1.706	59.79
13	11		<b>Simon BELCHER</b>	Legend 1934 Ford Coupe 1200cccc	<b>2:14.364</b>	2	4	<b>11.641</b>	0.342	59.64
14	69		<b>Gerard MCCOSH</b>	Legend 34 Ford Coupe 1250 cccc	<b>2:14.778</b>	5	6	<b>12.055</b>	0.414	59.45
15	24		<b>Matthew PAPE</b>	Legend Ford 34 Coupe 1200cc	<b>2:17.251</b>	2	4	<b>14.528</b>	2.473	58.38
16	66		<b>Stephen WHITELEGG</b>	Legend 1934 Ford Sedan 1200cccc	<b>2:17.650</b>	5	6	<b>14.927</b>	0.399	58.21
17	77		<b>Robin WEBB</b>	Legend Chevy Sedan 1250cc	<b>2:22.774</b>	2	5	<b>20.051</b>	5.124	56.12
18	17		<b>John HILBERY</b>	Legend Ford 1200cc	<b>2:29.335</b>	5	5	<b>26.612</b>	6.561	53.66
19	43		<b>Mick MERCER</b>	Legend 37 Ford Sedan 1250cc	<b>2:31.670</b>	1	4	<b>28.947</b>	2.335	52.83
20	76		<b>David VERNON</b>	Legend 1934 Coupe 1250cc	<b>2:34.290</b>	1	4	<b>31.567</b>	2.620	51.93
21	40		<b>Roger COUSINS</b>	Legend 1934 Ford Coupe 1200cc	<b>2:34.627</b>	3	5	<b>31.904</b>	0.337	51.82
22	59		<b>Paul MANSELL</b>	Legend 1934 ford coupe 1250cccc	<b>2:36.792</b>	3	5	<b>34.069</b>	2.165	51.10
23	4		<b>Darren GAULTON</b>	Legend Ford Coupe 1250cc	<b>3:05.614</b>	1	3	<b>1:02.891</b>	28.822	43.17

Weather / Track : Rain / Wet

These results are provisional until the conclusion of any judicial and technical matters.

Oulton Park Island  
Circuit Length = 2.2260 miles  
Start: 09:00 End: 09:17

Clerk of Course :		Timekeeper :
-------------------	--	--------------

# Legends Cars Championship

## QUALIFYING - RACE 1 - LAP ANALYSIS

<b>1</b>	<b>John Jon HIGGINS</b>		Legend 34 Ford Coupe 1250cc				
1 -	2:05.092	+ 1.168	9:04:49.900	4 -	2:04.939	+ 1.015	9:11:03.894
2 -	2:05.131	+ 1.207	9:06:55.031	5 -	2:08.289	+ 4.365	9:13:12.183
3 -	<b>2:03.924</b>		<b>9:08:58.955</b>	6 -	2:06.002	+ 2.078	9:15:18.185
<b>2</b>	<b>Lee FITZPATRICK</b>		Legend 34 Ford Coupe 1250cc				
1 -	2:08.887	+ 6.164	9:04:54.962	4 -	2:04.528	+ 1.805	9:11:10.776
2 -	2:08.041	+ 5.318	9:07:03.003	5 -	2:08.486	+ 5.763	9:13:19.262
3 -	2:03.245	+ 0.522	9:09:06.248	6 -	<b>2:02.723</b>		<b>9:15:21.985</b>
<b>3</b>	<b>Ross MARSHALL</b>		Legend 34 Ford Coupe 1250cc				
1 -	2:05.444	+ 1.583	9:04:51.989	4 -	2:04.413	+ 0.552	9:11:04.570
2 -	<b>2:03.861</b>		<b>9:06:55.850</b>	5 -	2:08.440	+ 4.579	9:13:13.010
3 -	2:04.307	+ 0.446	9:09:00.157	6 -	2:05.744	+ 1.883	9:15:18.754
<b>4</b>	<b>Darren GAULTON</b>		Legend Ford Coupe 1250cc				
1 -	<b>3:05.614</b>		<b>9:06:07.905</b>	3 -	3:06.892 P	+ 1.278	9:11:54.522
2 -	2:39.725 P	+ -25.889	9:08:47.630				
<b>7</b>	<b>Jamie CLARKE</b>		Legend				
1 -	2:12.868	+ 5.126	9:05:06.250	4 -	<b>2:07.742</b>		<b>9:11:32.276</b>
2 -	2:09.962	+ 2.220	9:07:16.212	5 -	2:09.989	+ 2.247	9:13:42.265
3 -	2:08.322	+ 0.580	9:09:24.534	6 -	2:09.891	+ 2.149	9:15:52.156
<b>8</b>	<b>Neil BRACE</b>		Legend 34 Ford Coupe 1250cc				
1 -	2:09.866	+ 3.739	9:04:42.137	4 -	2:08.864	+ 2.737	9:11:10.900
2 -	2:10.397	+ 4.270	9:06:52.534	5 -	2:09.300	+ 3.173	9:13:20.200
3 -	2:09.502	+ 3.375	9:09:02.036	6 -	<b>2:06.127</b>		<b>9:15:26.327</b>
<b>11</b>	<b>Simon BELCHER</b>		Legend 1934 Ford Coupe 1200cccc				
1 -	2:17.112	+ 2.748	9:05:23.115	3 -	2:15.171	+ 0.807	9:09:52.650
2 -	<b>2:14.364</b>		<b>9:07:37.479</b>	4 -	2:20.287 P	+ 5.923	9:12:12.937
<b>12</b>	<b>Stephen TREHERNE</b>		Legend Ford 1200cc				
1 -	2:17.252	+ 10.721	9:05:22.196	4 -	2:06.638	+ 0.107	9:11:46.865
2 -	2:10.570	+ 4.039	9:07:32.766	5 -	<b>2:06.531</b>		<b>9:13:53.396</b>
3 -	2:07.461	+ 0.930	9:09:40.227	6 -	2:07.997	+ 1.466	9:16:01.393
<b>16</b>	<b>Richard POCKLINGTON</b>		Legend Ford Coupe 34 1250cccc				
1 -	2:13.000	+ 6.376	9:05:04.704	4 -	<b>2:06.624</b>		<b>9:11:27.583</b>
2 -	2:08.594	+ 1.970	9:07:13.298	5 -	2:28.286 P	+ 21.662	9:13:55.869
3 -	2:07.661	+ 1.037	9:09:20.959	6 -	3:35.310 P	+ 1:28.686	9:17:31.179
<b>17</b>	<b>John HILBERY</b>		Legend Ford 1200cc				
1 -	2:48.472	+ 19.137	9:05:47.334	4 -	2:42.465	+ 13.130	9:13:44.020
2 -	2:37.689	+ 8.354	9:08:25.023	5 -	<b>2:29.335</b>		<b>9:16:13.355</b>
3 -	2:36.532	+ 7.197	9:11:01.555				
<b>19</b>	<b>Lawrence DAVEY</b>		Legend Ford Coupe 1250cc				
1 -	2:07.001	+ 2.420	9:04:34.566	4 -	2:08.244	+ 3.663	9:10:52.762
2 -	2:05.371	+ 0.790	9:06:39.937	5 -	2:05.717	+ 1.136	9:12:58.479
3 -	<b>2:04.581</b>		<b>9:08:44.518</b>	6 -	2:06.412	+ 1.831	9:15:04.891
<b>24</b>	<b>Matthew PAPE</b>		Legend Ford 34 Coupe 1200cc				
1 -	2:18.369	+ 1.118	9:04:54.764	3 -	2:21.425	+ 4.174	9:09:33.440
2 -	<b>2:17.251</b>		<b>9:07:12.015</b>	4 -	2:31.446 P	+ 14.195	9:12:04.886
<b>32</b>	<b>Peter MORTON</b>		Legend Chevy Coupe				
1 -	2:16.103	+ 5.907	9:05:21.776	4 -	<b>2:10.196</b>		<b>9:12:01.024</b>
2 -	2:16.571	+ 6.375	9:07:38.347	5 -	2:10.889	+ 0.693	9:14:11.913
3 -	2:12.481	+ 2.285	9:09:50.828	6 -	2:10.371	+ 0.175	9:16:22.284

Oulton Park Island  
 Circuit Length = 2.2260 miles  
 Start: 09:00 End: 09:17

Weather / Track : Rain / Wet

# Legends Cars Championship

## QUALIFYING - RACE 1 - LAP ANALYSIS

<b>40</b>	<b>Roger COUSINS</b>		Legend 1934 Ford Coupe 1200cc				
1 -	2:35.073	+ 0.446	9:05:49.383	4 -	2:48.454 P	+ 13.827	9:13:50.486
2 -	2:38.022	+ 3.395	9:08:27.405	5 -	3:14.970	+ 40.343	9:17:05.456
3 -	<b>2:34.627</b>		<b>9:11:02.032</b>				
<b>43</b>	<b>Mick MERCER</b>		Legend 37 Ford Sedan 1250cc				
1 -	<b>2:31.670</b>		<b>9:05:51.554</b>	3 -	5:17.239	+ 2:45.569	9:14:12.959
2 -	3:04.166 P	+ 32.496	9:08:55.720	4 -	2:35.330	+ 3.660	9:16:48.289
<b>55</b>	<b>Ben POWER</b>		Legend Ford Coupe 1250cc				
1 -	2:22.534	+ 10.218	9:05:24.234	4 -	2:15.011	+ 2.695	9:12:11.438
2 -	2:17.987	+ 5.671	9:07:42.221	5 -	2:14.316	+ 2.000	9:14:25.754
3 -	2:14.206	+ 1.890	9:09:56.427	6 -	<b>2:12.316</b>		<b>9:16:38.070</b>
<b>59</b>	<b>Paul MANSELL</b>		Legend 1934 ford coupe 1250cccc				
1 -	2:40.696	+ 3.904	9:05:46.325	4 -	2:59.351 P	+ 22.559	9:13:59.903
2 -	2:37.435	+ 0.643	9:08:23.760	5 -	3:23.807 P	+ 47.015	9:17:23.710
3 -	<b>2:36.792</b>		<b>9:11:00.552</b>				
<b>66</b>	<b>Stephen WHITELEGG</b>		Legend 1934 Ford Sedan 1200cccc				
1 -	2:21.108	+ 3.458	9:05:20.091	4 -	2:17.797	+ 0.147	9:12:25.674
2 -	2:23.390	+ 5.740	9:07:43.481	5 -	<b>2:17.650</b>		<b>9:14:43.324</b>
3 -	2:24.396	+ 6.746	9:10:07.877	6 -	2:20.495	+ 2.845	9:17:03.819
<b>69</b>	<b>Gerard MCCOSH</b>		Legend 34 Ford Coupe 1250 cccc				
1 -	2:30.335	+ 15.557	9:05:33.707	4 -	2:16.575	+ 1.797	9:12:21.363
2 -	2:16.074	+ 1.296	9:07:49.781	5 -	<b>2:14.778</b>		<b>9:14:36.141</b>
3 -	2:15.007	+ 0.229	9:10:04.788	6 -	2:16.871	+ 2.093	9:16:53.012
<b>72</b>	<b>Glenn BURTENSHAW</b>		Legend 34 Ford Coupe 1250cc				
1 -	2:23.160	+ 10.860	9:05:31.276	4 -	2:12.940	+ 0.640	9:12:10.526
2 -	2:12.489	+ 0.189	9:07:43.765	5 -	<b>2:12.300</b>		<b>9:14:22.826</b>
3 -	2:13.821	+ 1.521	9:09:57.586	6 -	2:12.533	+ 0.233	9:16:35.359
<b>76</b>	<b>David VERNON</b>		Legend 1934 Coupe 1250cc				
1 -	<b>2:34.290</b>		<b>9:05:52.737</b>	3 -	2:38.946	+ 4.656	9:11:09.863
2 -	2:38.180	+ 3.890	9:08:30.917	4 -	2:54.193 P	+ 19.903	9:14:04.056
<b>77</b>	<b>Robin WEBB</b>		Legend Chevy Sedan 1250cc				
1 -	2:30.399	+ 7.625	9:05:47.782	4 -	2:25.451	+ 2.677	9:13:10.086
2 -	<b>2:22.774</b>		<b>9:08:10.556</b>	5 -	2:26.565	+ 3.791	9:15:36.651
3 -	2:34.079	+ 11.305	9:10:44.635				
<b>99</b>	<b>Brian COOKE</b>		Legend Ford 1200cccc				
1 -	2:17.854	+ 3.832	9:05:09.201	4 -	2:15.281	+ 1.259	9:11:56.925
2 -	2:15.274	+ 1.252	9:07:24.475	5 -	2:14.127	+ 0.105	9:14:11.052
3 -	2:17.169	+ 3.147	9:09:41.644	6 -	<b>2:14.022</b>		<b>9:16:25.074</b>

Weather / Track : Rain / Wet

**2CV Parts.com Championship**  
**QUALIFYING - RACE 2 - CLASSIFICATION**

POS	NO	CL	NAME	ENTRY	TIME	ON	LAPS	GAP	DIFF	MPH
1	1		<b>FRITCHLEY / MYATT</b>	Citroen 2CV 602cc	<b>2:22.148</b>	6	6			56.37
2	3		<b>COWLING / PANAS</b>	Citroen 2CV 602cc	<b>2:23.426</b>	5	6	<b>1.278</b>	1.278	55.87
3	72		<b>Matthew HOLLIS</b>	Citroen 2CV 602cc	<b>2:25.906</b>	5	5	<b>3.758</b>	2.480	54.92
4	30		<b>Alec GRAHAM</b>	Citroen 2CV 602cc	<b>2:26.577</b>	4	5	<b>4.429</b>	0.671	54.67
5	99		<b>John-Paul WILKINSON</b>	Citroen 2CV	<b>2:26.763</b>	5	5	<b>4.615</b>	0.186	54.60
6	88		<b>Anthony ROBINSON</b>	Citroen 2CV	<b>2:27.175</b>	5	5	<b>5.027</b>	0.412	54.44
7	12		<b>BROCKLEBANK / TURNER</b>	Citroen 2CV 602cc	<b>2:27.405</b>	5	5	<b>5.257</b>	0.230	54.36
8	9		<b>PEARSON / GRANT</b>	Citroen 2CV 602cc	<b>2:27.508</b>	5	5	<b>5.360</b>	0.103	54.32
9	78		<b>Martin HINDLEY</b>	Citroen 2CV 602cc	<b>2:27.842</b>	2	5	<b>5.694</b>	0.334	54.20
10	11		<b>Sandro PROIETTI</b>	Citroen 2CV 602cc	<b>2:29.221</b>	1	1	<b>7.073</b>	1.379	53.70
11	58		<b>Simon CROOK</b>	Citroen 2CV 602cc	<b>2:29.338</b>	5	5	<b>7.190</b>	0.117	53.66
12	93		<b>Liam DAVIES</b>	Citroen 2CV	<b>2:30.921</b>	4	5	<b>8.773</b>	1.583	53.09
13	22		<b>Mike STOREY</b>	Citroen 2CV	<b>2:31.574</b>	5	5	<b>9.426</b>	0.653	52.86
14	25		<b>Trevor WILLIAMS</b>	Citroen 2CV 602cc	<b>2:32.643</b>	5	5	<b>10.495</b>	1.069	52.49
15	47		<b>Peter JAMES</b>	Citroen 2CV 602cc	<b>2:35.323</b>	5	5	<b>13.175</b>	2.680	51.59
16	97		<b>Ainslie BOUSFIELD</b>	Citroen 2CV 602cc	<b>2:36.653</b>	3	5	<b>14.505</b>	1.330	51.15
17	17		<b>Helen DEELEY</b>	Citroen 2CV 602cc	<b>2:36.903</b>	3	5	<b>14.755</b>	0.250	51.07
18	67		<b>Jonathan TWIDALE</b>	Citroen 2CV 602cc	<b>2:36.915</b>	5	5	<b>14.767</b>	0.012	51.06
19	40		<b>Nick ROADS</b>	Citroen 2CV	<b>2:37.302</b>	4	4	<b>15.154</b>	0.387	50.94
20	14		<b>THOMPSON / THOMPSON</b>	Citroen 2CV	<b>2:37.504</b>	5	5	<b>15.356</b>	0.202	50.87
21	45		<b>Michael FOX</b>	Citroen 2CV 602cc	<b>2:42.021</b>	2	4	<b>19.873</b>	4.517	49.46

**CAR 45 - TRANSPONDER NOT WORKING YOU MUST FIX FOR RACE**

**Weather / Track : Rain / Wet**

**These results are provisional until the conclusion of any judicial and technical matters.**

Oulton Park Island  
 Circuit Length = 2.2260 miles  
 Start: 09:22 End: 09:40

Clerk of Course :	Timekeeper :
-------------------	--------------

## 2CV Parts.com Championship QUALIFYING - RACE 2 - LAP ANALYSIS

<b>1</b>	<b>FRITCHLEY / MYATT</b>		Citroen 2CV 602cc				
1 -	2:23.629	+ 1.481	9:27:48.199	4 -	2:23.346	+ 1.198	9:34:58.645
2 -	2:23.207	+ 1.059	9:30:11.406	5 -	2:22.770	+ 0.622	9:37:21.415
3 -	2:23.893	+ 1.745	9:32:35.299	6 -	<b>2:22.148</b>		<b>9:39:43.563</b>
<b>3</b>	<b>COWLING / PANAS</b>		Citroen 2CV 602cc				
1 -	2:25.658	+ 2.232	9:27:46.807	4 -	2:24.097	+ 0.671	9:35:00.841
2 -	2:25.739	+ 2.313	9:30:12.546	5 -	<b>2:23.426</b>		<b>9:37:24.267</b>
3 -	2:24.198	+ 0.772	9:32:36.744	6 -	2:38.081 P	+ 14.655	9:40:02.348
<b>9</b>	<b>PEARSON / GRANT</b>		Citroen 2CV 602cc				
1 -	2:32.133	+ 4.625	9:28:11.187	4 -	2:29.004	+ 1.496	9:35:40.986
2 -	2:30.695	+ 3.187	9:30:41.882	5 -	<b>2:27.508</b>		<b>9:38:08.494</b>
3 -	2:30.100	+ 2.592	9:33:11.982				
<b>11</b>	<b>Sandro PROIETTI</b>		Citroen 2CV 602cc				
1 -	<b>2:29.221</b>		<b>9:28:01.076</b>				
<b>12</b>	<b>BROCKLEBANK / TURNER</b>		Citroen 2CV 602cc				
1 -	2:33.619	+ 6.214	9:28:20.702	4 -	2:28.971	+ 1.566	9:36:07.101
2 -	2:29.483	+ 2.078	9:30:50.185	5 -	<b>2:27.405</b>		<b>9:38:34.506</b>
3 -	2:47.945	+ 20.540	9:33:38.130				
<b>14</b>	<b>THOMPSON / THOMPSON</b>		Citroen 2CV				
1 -	2:40.287	+ 2.783	9:28:16.545	4 -	2:39.244	+ 1.740	9:36:17.409
2 -	2:41.312	+ 3.808	9:30:57.857	5 -	<b>2:37.504</b>		<b>9:38:54.913</b>
3 -	2:40.308	+ 2.804	9:33:38.165				
<b>17</b>	<b>Helen DEELEY</b>		Citroen 2CV 602cc				
1 -	2:39.784	+ 2.881	9:28:28.275	4 -	2:37.489	+ 0.586	9:36:21.977
2 -	2:39.310	+ 2.407	9:31:07.585	5 -	2:47.704 P	+ 10.801	9:39:09.681
3 -	<b>2:36.903</b>		<b>9:33:44.488</b>				
<b>22</b>	<b>Mike STOREY</b>		Citroen 2CV				
1 -	2:36.968	+ 5.394	9:28:29.400	4 -	2:34.108	+ 2.534	9:36:13.294
2 -	2:34.260	+ 2.686	9:31:03.660	5 -	<b>2:31.574</b>		<b>9:38:44.868</b>
3 -	2:35.526	+ 3.952	9:33:39.186				
<b>25</b>	<b>Trevor WILLIAMS</b>		Citroen 2CV 602cc				
1 -	2:35.158	+ 2.515	9:28:01.998	4 -	2:34.547	+ 1.904	9:35:47.037
2 -	2:34.847	+ 2.204	9:30:36.845	5 -	<b>2:32.643</b>		<b>9:38:19.680</b>
3 -	2:35.645	+ 3.002	9:33:12.490				
<b>30</b>	<b>Alec GRAHAM</b>		Citroen 2CV 602cc				
1 -	2:54.533	+ 27.956	9:28:47.984	4 -	<b>2:26.577</b>		<b>9:36:22.970</b>
2 -	2:39.860	+ 13.283	9:31:27.844	5 -	2:29.148	+ 2.571	9:38:52.118
3 -	2:28.549	+ 1.972	9:33:56.393				
<b>40</b>	<b>Nick ROADS</b>		Citroen 2CV				
1 -	2:39.849	+ 2.547	9:31:30.867	3 -	2:38.537	+ 1.235	9:36:50.145
2 -	2:40.741	+ 3.439	9:34:11.608	4 -	<b>2:37.302</b>		<b>9:39:27.447</b>
<b>45</b>	<b>Michael FOX</b>		Citroen 2CV 602cc				
1 -	2:42.760	+ 0.739	9:31:19.185	3 -	2:43.561	+ 1.540	9:36:44.767
2 -	<b>2:42.021</b>		<b>9:34:01.206</b>	4 -	2:42.169	+ 0.148	9:39:26.936
<b>47</b>	<b>Peter JAMES</b>		Citroen 2CV 602cc				
1 -	2:45.916	+ 10.593	9:29:12.186	4 -	2:38.826	+ 3.503	9:37:16.720
2 -	2:44.414	+ 9.091	9:31:56.600	5 -	<b>2:35.323</b>		<b>9:39:52.043</b>
3 -	2:41.294	+ 5.971	9:34:37.894				

CAR 45 - TRANSPONDER NOT WORKING YOU MUST FIX FOR RACE

Weather / Track : Rain / Wet

**2CV Parts.com Championship**  
**QUALIFYING - RACE 2 - LAP ANALYSIS**


<b>58</b>	<b>Simon CROOK</b>			Citroen 2CV 602cc			
1 -	2:38.148	+ 8.810	9:28:31.200	4 -	2:31.767	+ 2.429	9:36:11.058
2 -	2:33.391	+ 4.053	9:31:04.591	5 -	<b>2:29.338</b>		<b>9:38:40.396</b>
3 -	2:34.700	+ 5.362	9:33:39.291				
<b>67</b>	<b>Jonathan TWIDALE</b>			Citroen 2CV 602cc			
1 -	2:37.859	+ 0.944	9:28:21.506	4 -	2:38.150	+ 1.235	9:36:48.424
2 -	3:10.180	+ 33.265	9:31:31.686	5 -	<b>2:36.915</b>		<b>9:39:25.339</b>
3 -	2:38.588	+ 1.673	9:34:10.274				
<b>72</b>	<b>Matthew HOLLIS</b>			Citroen 2CV 602cc			
1 -	2:30.431	+ 4.525	9:28:19.934	4 -	2:27.168	+ 1.262	9:35:42.188
2 -	2:28.089	+ 2.183	9:30:48.023	5 -	<b>2:25.906</b>		<b>9:38:08.094</b>
3 -	2:26.997	+ 1.091	9:33:15.020				
<b>78</b>	<b>Martin HINDLEY</b>			Citroen 2CV 602cc			
1 -	2:29.182	+ 1.340	9:27:59.904	4 -	2:29.201	+ 1.359	9:35:26.065
2 -	<b>2:27.842</b>		<b>9:30:27.746</b>	5 -	2:28.011	+ 0.169	9:37:54.076
3 -	2:29.118	+ 1.276	9:32:56.864				
<b>88</b>	<b>Anthony ROBINSON</b>			Citroen 2CV			
1 -	2:33.101	+ 5.926	9:28:07.814	4 -	2:28.677	+ 1.502	9:35:38.697
2 -	2:30.419	+ 3.244	9:30:38.233	5 -	<b>2:27.175</b>		<b>9:38:05.872</b>
3 -	2:31.787	+ 4.612	9:33:10.020				
<b>93</b>	<b>Liam DAVIES</b>			Citroen 2CV			
1 -	2:34.514	+ 3.593	9:28:20.619	4 -	<b>2:30.921</b>		<b>9:35:55.824</b>
2 -	2:31.960	+ 1.039	9:30:52.579	5 -	2:31.158	+ 0.237	9:38:26.982
3 -	2:32.324	+ 1.403	9:33:24.903				
<b>97</b>	<b>Ainslie BOUSFIELD</b>			Citroen 2CV 602cc			
1 -	2:40.120	+ 3.467	9:28:30.741	4 -	2:38.524	+ 1.871	9:36:24.373
2 -	2:38.455	+ 1.802	9:31:09.196	5 -	2:36.922	+ 0.269	9:39:01.295
3 -	<b>2:36.653</b>		<b>9:33:45.849</b>				
<b>99</b>	<b>John-Paul WILKINSON</b>			Citroen 2CV			
1 -	2:30.353	+ 3.590	9:28:11.984	4 -	2:34.299	+ 7.536	9:35:54.056
2 -	2:30.112	+ 3.349	9:30:42.096	5 -	<b>2:26.763</b>		<b>9:38:20.819</b>
3 -	2:37.661	+ 10.898	9:33:19.757				

CAR 45 - TRANSPONDER NOT WORKING YOU MUST FIX FOR RACE

Weather / Track : Rain / Wet

# 2CV Parts.com Championship

## RACE 2 - GRID

ROW 11	2:42.021 45 Michael FOX		
ROW 10		2:37.302 40 Nick ROADS	2:37.504 14 THOMPSON / THOMPSON
ROW 9	2:36.903 17 Helen DEELEY		2:36.915 67 Jonathan TWIDALE
ROW 8		2:35.323 47 Peter JAMES	2:36.653 97 Ainslie BOUSFIELD
ROW 7	2:31.574 22 Mike STOREY		2:32.643 25 Trevor WILLIAMS
ROW 6		2:29.338 58 Simon CROOK	2:30.921 93 Liam DAVIES
ROW 5	2:27.842 78 Martin HINDLEY		2:29.221 11 Sandro PROIETTI
ROW 4		2:27.405 12 BROCKLEBANK / TURNER	2:27.508 9 PEARSON / GRANT
ROW 3	2:26.763 99 John-Paul WILKINSON		2:27.175 88 Anthony ROBINSON
ROW 2		2:25.906 72 Matthew HOLLIS	2:26.577 30 Alec GRAHAM
ROW 1	2:22.148 1 FRITCHLEY / MYATT		2:23.426 3 COWLING / PANAS
<b>Pole</b>			
			

Oulton Park Island  
Circuit Length = 2.2260 miles

**These results are provisional until the conclusion of any judicial and technical matters.**

Clerk of Course :		Timekeeper :
-------------------	--	--------------

**2CV Parts.com Championship**  
**QUALIFYING - RACE 8 - CLASSIFICATION**

POS	NO	CL	NAME	ENTRY	TIME	ON	LAPS	GAP	DIFF	MPH
1	1		<b>FRITCHLEY / MYATT</b>	Citroen 2CV 602cc	<b>2:22.487</b>	1	4			56.24
2	14		<b>THOMPSON / THOMPSON</b>	Citroen 2CV	<b>2:24.335</b>	4	6	<b>1.848</b>	1.848	55.52
3	99		<b>John-Paul WILKINSON</b>	Citroen 2CV	<b>2:24.399</b>	4	5	<b>1.912</b>	0.064	55.49
4	12		<b>BROCKLEBANK / TURNER</b>	Citroen 2CV 602cc	<b>2:25.451</b>	4	5	<b>2.964</b>	1.052	55.09
5	88		<b>Anthony ROBINSON</b>	Citroen 2CV	<b>2:25.637</b>	5	5	<b>3.150</b>	0.186	55.02
6	3		<b>COWLING / PANAS</b>	Citroen 2CV 602cc	<b>2:25.887</b>	4	5	<b>3.400</b>	0.250	54.93
7	78		<b>Martin HINDLEY</b>	Citroen 2CV 602cc	<b>2:26.326</b>	5	5	<b>3.839</b>	0.439	54.76
8	72		<b>Matthew HOLLIS</b>	Citroen 2CV 602cc	<b>2:26.331</b>	3	5	<b>3.844</b>	0.005	54.76
9	11		<b>Sandro PROIETTI</b>	Citroen 2CV 602cc	<b>2:26.375</b>	4	5	<b>3.888</b>	0.044	54.74
10	30		<b>Alec GRAHAM</b>	Citroen 2CV 602cc	<b>2:26.454</b>	3	5	<b>3.967</b>	0.079	54.71
11	58		<b>Simon CROOK</b>	Citroen 2CV 602cc	<b>2:28.095</b>	5	5	<b>5.608</b>	1.641	54.11
12	97		<b>Ainslie BOUSFIELD</b>	Citroen 2CV 602cc	<b>2:28.725</b>	5	5	<b>6.238</b>	0.630	53.88
13	93		<b>Liam DAVIES</b>	Citroen 2CV	<b>2:29.941</b>	1	5	<b>7.454</b>	1.216	53.44
14	25		<b>Trevor WILLIAMS</b>	Citroen 2CV 602cc	<b>2:30.079</b>	5	5	<b>7.592</b>	0.138	53.39
15	22		<b>Mike STOREY</b>	Citroen 2CV	<b>2:30.133</b>	5	5	<b>7.646</b>	0.054	53.37
16	67		<b>Jonathan TWIDALE</b>	Citroen 2CV 602cc	<b>2:31.635</b>	5	5	<b>9.148</b>	1.502	52.84
17	17		<b>Helen DEELEY</b>	Citroen 2CV 602cc	<b>2:33.310</b>	5	5	<b>10.823</b>	1.675	52.27
18	47		<b>Peter JAMES</b>	Citroen 2CV 602cc	<b>2:33.452</b>	5	5	<b>10.965</b>	0.142	52.22
19	40		<b>Nick ROADS</b>	Citroen 2CV	<b>2:35.123</b>	3	4	<b>12.636</b>	1.671	51.65
20	9		<b>PEARSON / GRANT</b>	Citroen 2CV 602cc	<b>2:37.292</b>	2	5	<b>14.805</b>	2.169	50.94
21	45		<b>Michael FOX</b>	Citroen 2CV 602cc	<b>2:43.366</b>	1	4	<b>20.879</b>	6.074	49.05

Weather / Track : Cloudy / Wet

These results are provisional until the conclusion of any judicial and technical matters.

Oulton Park Island  
 Circuit Length = 2.2260 miles  
 Start: 09:45 End: 10:03

Clerk of Course :		Timekeeper :
-------------------	--	--------------

## 2CV Parts.com Championship QUALIFYING - RACE 8 - LAP ANALYSIS

<b>1</b>	<b>FRITCHLEY / MYATT</b>		Citroen 2CV 602cc				
1 -	<b>2:22.487</b>		<b>9:51:46.574</b>	3 -	2:23.954	+ 1.467	9:58:13.681
2 -	4:03.153	+ 1:40.666	9:55:49.727	4 -	2:23.156	+ 0.669	10:00:36.837
<b>3</b>	<b>COWLING / PANAS</b>		Citroen 2CV 602cc				
1 -	2:30.937	+ 5.050	9:50:40.536	4 -	<b>2:25.887</b>		<b>9:58:03.059</b>
2 -	2:28.475	+ 2.588	9:53:09.011	5 -	2:26.635	+ 0.748	10:00:29.694
3 -	2:28.161	+ 2.274	9:55:37.172				
<b>9</b>	<b>PEARSON / GRANT</b>		Citroen 2CV 602cc				
1 -	2:39.939	+ 2.647	9:51:00.540	4 -	2:38.514	+ 1.222	9:58:54.182
2 -	<b>2:37.292</b>		<b>9:53:37.832</b>	5 -	2:39.514	+ 2.222	10:01:33.696
3 -	2:37.836	+ 0.544	9:56:15.668				
<b>11</b>	<b>Sandro PROIETTI</b>		Citroen 2CV 602cc				
1 -	2:28.346	+ 1.971	9:52:26.637	4 -	<b>2:26.375</b>		<b>9:59:57.827</b>
2 -	2:30.803	+ 4.428	9:54:57.440	5 -	2:42.632	+ 16.257	10:02:40.459
3 -	2:34.012	+ 7.637	9:57:31.452				
<b>12</b>	<b>BROCKLEBANK / TURNER</b>		Citroen 2CV 602cc				
1 -	2:29.152	+ 3.701	9:52:37.318	4 -	<b>2:25.451</b>		<b>9:59:55.997</b>
2 -	2:27.258	+ 1.807	9:55:04.576	5 -	2:25.517	+ 0.066	10:02:21.514
3 -	2:25.970	+ 0.519	9:57:30.546				
<b>14</b>	<b>THOMPSON / THOMPSON</b>		Citroen 2CV				
1 -	2:31.428	+ 7.093	9:50:22.466	4 -	<b>2:24.335</b>		<b>9:57:36.763</b>
2 -	2:24.709	+ 0.374	9:52:47.175	5 -	2:29.263	+ 4.928	10:00:06.026
3 -	2:25.253	+ 0.918	9:55:12.428	6 -	2:26.684	+ 2.349	10:02:32.710
<b>17</b>	<b>Helen DEELEY</b>		Citroen 2CV 602cc				
1 -	2:36.438	+ 3.128	9:50:48.312	4 -	2:34.209	+ 0.899	9:58:34.326
2 -	2:36.176	+ 2.866	9:53:24.488	5 -	<b>2:33.310</b>		<b>10:01:07.636</b>
3 -	2:35.629	+ 2.319	9:56:00.117				
<b>22</b>	<b>Mike STOREY</b>		Citroen 2CV				
1 -	2:30.694	+ 0.561	9:50:15.438	4 -	2:30.559	+ 0.426	9:57:49.346
2 -	2:31.844	+ 1.711	9:52:47.282	5 -	<b>2:30.133</b>		<b>10:00:19.479</b>
3 -	2:31.505	+ 1.372	9:55:18.787				
<b>25</b>	<b>Trevor WILLIAMS</b>		Citroen 2CV 602cc				
1 -	2:31.006	+ 0.927	9:50:13.935	4 -	2:30.547	+ 0.468	9:57:48.092
2 -	2:31.867	+ 1.788	9:52:45.802	5 -	<b>2:30.079</b>		<b>10:00:18.171</b>
3 -	2:31.743	+ 1.664	9:55:17.545				
<b>30</b>	<b>Alec GRAHAM</b>		Citroen 2CV 602cc				
1 -	2:30.994	+ 4.540	9:50:50.134	4 -	2:26.744	+ 0.290	9:58:15.779
2 -	2:32.447	+ 5.993	9:53:22.581	5 -	2:27.065	+ 0.611	10:00:42.844
3 -	<b>2:26.454</b>		<b>9:55:49.035</b>				
<b>40</b>	<b>Nick ROADS</b>		Citroen 2CV				
1 -	2:36.830	+ 1.707	9:52:25.206	3 -	<b>2:35.123</b>		<b>9:57:35.971</b>
2 -	2:35.642	+ 0.519	9:55:00.848	4 -	2:36.963	+ 1.840	10:00:12.934
<b>45</b>	<b>Michael FOX</b>		Citroen 2CV 602cc				
1 -	<b>2:43.366</b>		<b>9:52:20.167</b>	3 -	2:49.307	+ 5.941	9:58:02.312
2 -	2:52.838	+ 9.472	9:55:13.005	4 -	2:50.426	+ 7.060	10:00:52.738
<b>47</b>	<b>Peter JAMES</b>		Citroen 2CV 602cc				
1 -	2:35.803	+ 2.351	9:52:07.414	4 -	2:34.030	+ 0.578	9:59:51.364
2 -	2:34.843	+ 1.391	9:54:42.257	5 -	<b>2:33.452</b>		<b>10:02:24.816</b>
3 -	2:35.077	+ 1.625	9:57:17.334				

Oulton Park Island  
Circuit Length = 2.2260 miles  
Start: 09:45 End: 10:03


Weather / Track : Cloudy / Wet

**2CV Parts.com Championship**  
**QUALIFYING - RACE 8 - LAP ANALYSIS**

<b>58</b>	<b>Simon CROOK</b>			Citroen 2CV 602cc			
1 -	2:29.152	+ 1.057	9:50:24.040	4 -	2:29.886	+ 1.791	9:57:52.263
2 -	2:28.930	+ 0.835	9:52:52.970	5 -	<b>2:28.095</b>		<b>10:00:20.358</b>
3 -	2:29.407	+ 1.312	9:55:22.377				
<b>67</b>	<b>Jonathan TWIDALE</b>			Citroen 2CV 602cc			
1 -	2:35.548	+ 3.913	9:50:55.609	4 -	2:33.554	+ 1.919	9:58:40.784
2 -	2:38.008	+ 6.373	9:53:33.617	5 -	<b>2:31.635</b>		<b>10:01:12.419</b>
3 -	2:33.613	+ 1.978	9:56:07.230				
<b>72</b>	<b>Matthew HOLLIS</b>			Citroen 2CV 602cc			
1 -	2:50.978	+ 24.647	9:50:29.962	4 -	2:26.539	+ 0.208	9:57:49.658
2 -	2:26.826	+ 0.495	9:52:56.788	5 -	2:27.951	+ 1.620	10:00:17.609
3 -	<b>2:26.331</b>		<b>9:55:23.119</b>				
<b>78</b>	<b>Martin HINDLEY</b>			Citroen 2CV 602cc			
1 -	2:29.323	+ 2.997	9:50:18.636	4 -	2:28.428	+ 2.102	9:57:44.407
2 -	2:27.495	+ 1.169	9:52:46.131	5 -	<b>2:26.326</b>		<b>10:00:10.733</b>
3 -	2:29.848	+ 3.522	9:55:15.979				
<b>88</b>	<b>Anthony ROBINSON</b>			Citroen 2CV			
1 -	2:27.965	+ 2.328	9:52:44.161	4 -	2:27.746	+ 2.109	10:00:05.232
2 -	2:26.907	+ 1.270	9:55:11.068	5 -	<b>2:25.637</b>		<b>10:02:30.869</b>
3 -	2:26.418	+ 0.781	9:57:37.486				
<b>93</b>	<b>Liam DAVIES</b>			Citroen 2CV			
1 -	<b>2:29.941</b>		<b>9:51:57.199</b>	4 -	2:30.237	+ 0.296	9:59:29.362
2 -	2:31.721	+ 1.780	9:54:28.920	5 -	2:30.689	+ 0.748	10:02:00.051
3 -	2:30.205	+ 0.264	9:56:59.125				
<b>97</b>	<b>Ainslie BOUSFIELD</b>			Citroen 2CV 602cc			
1 -	2:34.733	+ 6.008	9:50:39.536	4 -	2:33.967	+ 5.242	9:58:15.663
2 -	2:30.819	+ 2.094	9:53:10.355	5 -	<b>2:28.725</b>		<b>10:00:44.388</b>
3 -	2:31.341	+ 2.616	9:55:41.696				
<b>99</b>	<b>John-Paul WILKINSON</b>			Citroen 2CV			
1 -	2:27.135	+ 2.736	9:50:16.868	4 -	<b>2:24.399</b>		<b>9:57:44.867</b>
2 -	2:38.873	+ 14.474	9:52:55.741	5 -	2:26.278	+ 1.879	10:00:11.145
3 -	2:24.727	+ 0.328	9:55:20.468				

# 2CV Parts.com Championship

## RACE 8 - GRID

ROW 11	2:43.366 45 Michael FOX		
ROW 10		2:35.123 40 Nick ROADS	2:37.292 9 PEARSON / GRANT
ROW 9	2:33.310 17 Helen DEELEY		2:33.452 47 Peter JAMES
ROW 8		2:30.133 22 Mike STOREY	2:31.635 67 Jonathan TWIDALE
ROW 7	2:29.941 93 Liam DAVIES		2:30.079 25 Trevor WILLIAMS
ROW 6		2:28.095 58 Simon CROOK	2:28.725 97 Ainslie BOUSFIELD
ROW 5	2:26.375 11 Sandro PROIETTI		2:26.454 30 Alec GRAHAM
ROW 4		2:26.326 78 Martin HINDLEY	2:26.331 72 Matthew HOLLIS
ROW 3	2:25.637 88 Anthony ROBINSON		2:25.887 3 COWLING / PANAS
ROW 2		2:24.399 99 John-Paul WILKINSON	2:25.451 12 BROCKLEBANK / TURNER
ROW 1	2:22.487 1 FRITCHLEY / MYATT		2:24.335 14 THOMPSON / THOMPSON
<b>Pole</b>			
			

Oulton Park Island  
Circuit Length = 2.2260 miles

**These results are provisional until the conclusion of any judicial and technical matters.**

Clerk of Course :

Timekeeper :

# Pickup Truck Racing Championship

## QUALIFYING - RACE 3 - CLASSIFICATION 1ST 10 MINUTES

POS	NO	CL	NAME	ENTRY	TIME	ON	LAPS	GAP	DIFF	MPH
1	79		Mark JONES	Pickup Truck 2000cc	1:52.991	2	3			70.92
2	22		Nic GRINDROD	Pickup Truck 2000cc	1:54.194	1	3	1.203	1.203	70.17
3	16		Steve DANCE	Pickup Truck 2000cc	1:55.248	2	3	2.257	1.054	69.53
4	5		Mike DOBLE	Pickup Truck 2000cc	1:55.484	2	3	2.493	0.236	69.39
5	26		Paul SAUNDERS	Pickup Truck 2000cc	1:55.787	3	3	2.796	0.303	69.20
6	54		Gavin SEAGER	Pickup Truck 2000cc	1:56.332	2	3	3.341	0.545	68.88
7	63		Phil WHITE	Pickup Truck 2000cc	1:57.466	2	3	4.475	1.134	68.22
8	4		Pete STEVENS	Pickup Truck 2000cc	1:57.875	2	2	4.884	0.409	67.98
9	2		Dave BRIGGS	Pickup Truck 2000cc	1:58.006	2	2	5.015	0.131	67.90
10	43		Greg WOOD	Pickup Truck 2000cc	1:59.790	1	3	6.799	1.784	66.89
11	93		Michael SMITH	Pickup Truck 2000cc	2:02.182	1	1	9.191	2.392	65.58
12	69		Lee ROGERS	Pickup Truck 2000cc	2:02.706	3	3	9.715	0.524	65.30
13	6		Robert BUTTERFIELD	Pickup Truck 2000cc	2:03.544	2	2	10.553	0.838	64.86
14	98		Anthony HAWKINS	Pickup Truck 2000cc	2:05.116	1	2	12.125	1.572	64.04
15	7		Tony MUMFORD	Pickup Truck 2000cc	2:07.385	3	3	14.394	2.269	62.90
16	3		Julian ARNOLD	Pickup Truck 2000cc	2:10.513	1	3	17.522	3.128	61.40
17	81		Matt ANNIBLE	Pickup Truck 2000cc	2:26.390	2	2	33.399	15.877	54.74

CARS 54 AND 81 - TRANSPONDER NOT WORKING YOU MUST FIX FOR RACE

Weather / Track : Cloudy / Wet

These results are provisional until the conclusion of any judicial and technical matters.

Oulton Park Island  
Circuit Length = 2.2260 miles  
Start: 10:07 End: 00:00

Clerk of Course :

Timekeeper :

# Pickup Truck Racing Championship

## QUALIFYING - RACE 7 - CLASSIFICATION 10-20 MINUTES

POS	NO	CL	NAME	ENTRY	TIME	ON	LAPS	GAP	DIFF	MPH
1	15		Simon CARR	Pickup Truck 2000cc	1:51.614	3	3			71.79
2	79		Mark JONES	Pickup Truck 2000cc	1:51.980	3	4	0.366	0.366	71.56
3	4		Pete STEVENS	Pickup Truck 2000cc	1:52.037	6	6	0.423	0.057	71.52
4	22		Nic GRINDROD	Pickup Truck 2000cc	1:52.218	3	4	0.604	0.181	71.41
5	5		Mike DOBLE	Pickup Truck 2000cc	1:52.735	2	5	1.121	0.517	71.08
6	54		Gavin SEAGER	Pickup Truck 2000cc	1:53.185	4	5	1.571	0.450	70.80
7	16		Steve DANCE	Pickup Truck 2000cc	1:53.238	3	4	1.624	0.053	70.76
8	2		Dave BRIGGS	Pickup Truck 2000cc	1:53.390	5	5	1.776	0.152	70.67
9	26		Paul SAUNDERS	Pickup Truck 2000cc	1:53.630	4	5	2.016	0.240	70.52
10	93		Michael SMITH	Pickup Truck 2000cc	1:54.958	4	5	3.344	1.328	69.70
11	69		Lee ROGERS	Pickup Truck 2000cc	1:55.171	4	5	3.557	0.213	69.58
12	63		Phil WHITE	Pickup Truck 2000cc	1:55.383	4	5	3.769	0.212	69.45
13	43		Greg WOOD	Pickup Truck 2000cc	1:55.412	5	5	3.798	0.029	69.43
14	98		Anthony HAWKINS	Pickup Truck 2000cc	1:56.540	2	3	4.926	1.128	68.76
15	6		Robert BUTTERFIELD	Pickup Truck 2000cc	1:57.186	4	5	5.572	0.646	68.38
16	14		Damien CARR	Pickup Truck 2000cc	1:57.803	1	1	6.189	0.617	68.02
17	3		Julian ARNOLD	Pickup Truck 2000cc	2:00.968	4	4	9.354	3.165	66.24
18	7		Tony MUMFORD	Pickup Truck 2000cc	2:04.784	1	4	13.170	3.816	64.21
19	81		Matt ANNIBLE	Pickup Truck 2000cc	2:08.580	4	5	16.966	3.796	62.32

CARS 54 AND 81 - TRANSPONDER NOT WORKING YOU MUST FIX FOR RACE

Weather / Track : Cloudy / Wet

These results are provisional until the conclusion of any judicial and technical matters.

Oulton Park Island  
Circuit Length = 2.2260 miles  
Start: 10:17 End: 10:29

Clerk of Course :

Timekeeper :

# Pickup Truck Racing Championship

## QUALIFYING - OVERALL CLASSIFICATION

POS	NO	CL	NAME	ENTRY	TIME	ON	LAPS	GAP	DIFF	MPH
1	15		Simon CARR	Pickup Truck 2000cc	1:51.614	4	4			71.79
2	79		Mark JONES	Pickup Truck 2000cc	1:51.980	7	8	0.366	0.366	71.56
3	4		Pete STEVENS	Pickup Truck 2000cc	1:52.037	9	9	0.423	0.057	71.52
4	22		Nic GRINDROD	Pickup Truck 2000cc	1:52.218	7	8	0.604	0.181	71.41
5	5		Mike DOBLE	Pickup Truck 2000cc	1:52.735	6	9	1.121	0.517	71.08
6	54		Gavin SEAGER	Pickup Truck 2000cc	1:53.185	8	9	1.571	0.450	70.80
7	16		Steve DANCE	Pickup Truck 2000cc	1:53.238	7	8	1.624	0.053	70.76
8	2		Dave BRIGGS	Pickup Truck 2000cc	1:53.390	8	8	1.776	0.152	70.67
9	26		Paul SAUNDERS	Pickup Truck 2000cc	1:53.630	8	9	2.016	0.240	70.52
10	93		Michael SMITH	Pickup Truck 2000cc	1:54.958	6	7	3.344	1.328	69.70
11	69		Lee ROGERS	Pickup Truck 2000cc	1:55.171	8	9	3.557	0.213	69.58
12	63		Phil WHITE	Pickup Truck 2000cc	1:55.383	8	9	3.769	0.212	69.45
13	43		Greg WOOD	Pickup Truck 2000cc	1:55.412	9	9	3.798	0.029	69.43
14	98		Anthony HAWKINS	Pickup Truck 2000cc	1:56.540	5	6	4.926	1.128	68.76
15	6		Robert BUTTERFIELD	Pickup Truck 2000cc	1:57.186	7	8	5.572	0.646	68.38
16	14		Damien CARR	Pickup Truck 2000cc	1:57.803	1	1	6.189	0.617	68.02
17	3		Julian ARNOLD	Pickup Truck 2000cc	2:00.968	8	8	9.354	3.165	66.24
18	7		Tony MUMFORD	Pickup Truck 2000cc	2:04.784	5	8	13.170	3.816	64.21
19	81		Matt ANNIBLE	Pickup Truck 2000cc	2:08.580	7	8	16.966	3.796	62.32

CARS 54 AND 81 - TRANSPONDER NOT WORKING YOU MUST FIX FOR RACE

Weather / Track : Cloudy / Wet

These results are provisional until the conclusion of any judicial and technical matters.

Oulton Park Island  
Circuit Length = 2.2260 miles  
Start: 10:07 End: 10:29

Clerk of Course :	Timekeeper :
-------------------	--------------

## Pickup Truck Racing Championship

### QUALIFYING - RACE 3 - LAP ANALYSIS

<b>2</b>	<b>Dave BRIGGS</b> Pickup Truck 2000cc						
1 -	2:00.320	+ 6.930	10:13:42.985	5 -	1:55.621	+ 2.231	10:21:32.201
2 -	1:58.006	+ 4.616	10:15:40.991	6 -	1:54.341	+ 0.951	10:23:26.542
3 -	1:59.341	+ 5.951	10:17:40.332	7 -	1:55.255	+ 1.865	10:25:21.797
4 -	1:56.248	+ 2.858	10:19:36.580	8 -	<b>1:53.390</b>		<b>10:27:15.187</b>
<b>3</b>	<b>Julian ARNOLD</b> Pickup Truck 2000cc						
1 -	2:10.513	+ 9.545	10:12:06.373	5 -	2:08.411	+ 7.443	10:20:48.388
2 -	2:11.268	+ 10.300	10:14:17.641	6 -	2:05.718	+ 4.750	10:22:54.106
3 -	2:11.235	+ 10.267	10:16:28.876	7 -	2:03.545	+ 2.577	10:24:57.651
4 -	2:11.101	+ 10.133	10:18:39.977	8 -	<b>2:00.968</b>		<b>10:26:58.619</b>
<b>4</b>	<b>Pete STEVENS</b> Pickup Truck 2000cc						
1 -	1:59.203	+ 7.166	10:13:45.962	6 -	1:54.648	+ 2.611	10:23:25.064
2 -	1:57.875	+ 5.838	10:15:43.837	7 -	1:53.605	+ 1.568	10:25:18.669
3 -	1:58.044	+ 6.007	10:17:41.881	8 -	1:53.770	+ 1.733	10:27:12.439
4 -	1:55.104	+ 3.067	10:19:36.985	9 -	<b>1:52.037</b>		<b>10:29:04.476</b>
5 -	1:53.431	+ 1.394	10:21:30.416				
<b>5</b>	<b>Mike DOBLE</b> Pickup Truck 2000cc						
1 -	1:59.438	+ 6.703	10:11:50.724	6 -	<b>1:52.735</b>		<b>10:21:25.537</b>
2 -	1:55.484	+ 2.749	10:13:46.208	7 -	1:54.033	+ 1.298	10:23:19.570
3 -	1:55.528	+ 2.793	10:15:41.736	8 -	1:53.088	+ 0.353	10:25:12.658
4 -	1:54.889	+ 2.154	10:17:36.625	9 -	2:08.259	+ 15.524	10:27:20.917
5 -	1:56.177	+ 3.442	10:19:32.802				
<b>6</b>	<b>Robert BUTTERFIELD</b> Pickup Truck 2000cc						
1 -	2:03.968	+ 6.782	10:14:05.220	5 -	2:01.528	+ 4.342	10:22:14.266
2 -	2:03.544	+ 6.358	10:16:08.764	6 -	1:58.603	+ 1.417	10:24:12.869
3 -	1:58.816	+ 1.630	10:18:07.580	7 -	<b>1:57.186</b>		<b>10:26:10.055</b>
4 -	2:05.158	+ 7.972	10:20:12.738	8 -	2:06.920	+ 9.734	10:28:16.975
<b>7</b>	<b>Tony MUMFORD</b> Pickup Truck 2000cc						
1 -	2:16.348	+ 11.564	10:12:45.543	5 -	<b>2:04.784</b>		<b>10:21:14.738</b>
2 -	2:11.090	+ 6.306	10:14:56.633	6 -	2:05.925	+ 1.141	10:23:20.663
3 -	2:07.385	+ 2.601	10:17:04.018	7 -	2:06.956	+ 2.172	10:25:27.619
4 -	2:05.936	+ 1.152	10:19:09.954	8 -	2:07.262	+ 2.478	10:27:34.881
<b>14</b>	<b>Damien CARR</b> Pickup Truck 2000cc						
1 -	<b>1:57.803</b>		<b>10:29:00.337</b>				
<b>15</b>	<b>Simon CARR</b> Pickup Truck 2000cc						
1 -	1:52.338	+ 0.724	10:17:52.412	3 -	7:05.925	+ 5:14.311	10:26:56.997
2 -	1:58.660 P	+ 7.046	10:19:51.072	4 -	<b>1:51.614</b>		<b>10:28:48.611</b>
<b>16</b>	<b>Steve DANCE</b> Pickup Truck 2000cc						
1 -	1:58.005	+ 4.767	10:11:36.943	5 -	1:55.915	+ 2.677	10:21:45.154
2 -	1:55.248	+ 2.010	10:13:32.191	6 -	1:55.225	+ 1.987	10:23:40.379
3 -	2:05.303 P	+ 12.065	10:15:37.494	7 -	<b>1:53.238</b>		<b>10:25:33.617</b>
4 -	4:11.745	+ 2:18.507	10:19:49.239	8 -	1:55.464	+ 2.226	10:27:29.081
<b>22</b>	<b>Nic GRINDROD</b> Pickup Truck 2000cc						
1 -	1:54.194	+ 1.976	10:11:37.369	5 -	1:53.022	+ 0.804	10:22:09.167
2 -	1:54.334	+ 2.116	10:13:31.703	6 -	1:53.298	+ 1.080	10:24:02.465
3 -	2:01.962 P	+ 9.744	10:15:33.665	7 -	<b>1:52.218</b>		<b>10:25:54.683</b>
4 -	4:42.480	+ 2:50.262	10:20:16.145	8 -	1:52.945	+ 0.727	10:27:47.628
<b>26</b>	<b>Paul SAUNDERS</b> Pickup Truck 2000cc						
1 -	2:00.979	+ 7.349	10:11:51.432	6 -	1:54.294	+ 0.664	10:21:28.766
2 -	1:57.114	+ 3.484	10:13:48.546	7 -	2:41.755	+ 48.125	10:24:10.521
3 -	1:55.787	+ 2.157	10:15:44.333	8 -	<b>1:53.630</b>		<b>10:26:04.151</b>
4 -	1:55.760	+ 2.130	10:17:40.093	9 -	2:19.236	+ 25.606	10:28:23.387

CARS 54 AND 81 - TRANSPONDER NOT WORKING YOU MUST FIX FOR RACE

Weather / Track : Cloudy / Wet

# Pickup Truck Racing Championship

## QUALIFYING - RACE 3 - LAP ANALYSIS

5 -	1:54.379	+ 0.749	10:19:34.472				
<b>43</b>	<b>Greg WOOD</b>		Pickup Truck 2000cc				
1 -	1:59.790	+ 4.378	10:12:52.565	6 -	1:59.070	+ 3.658	10:22:49.977
2 -	2:01.372	+ 5.960	10:14:53.937	7 -	1:56.822	+ 1.410	10:24:46.799
3 -	2:00.021	+ 4.609	10:16:53.958	8 -	1:56.180	+ 0.768	10:26:42.979
4 -	1:54.324	+ 2.792	10:18:52.162	9 -	<b>1:55.412</b>		<b>10:28:38.391</b>
5 -	1:58.745	+ 3.333	10:20:50.907				
<b>54</b>	<b>Gavin SEAGER</b>		Pickup Truck 2000cc				
1 -	2:13.907	+ 20.722	10:12:30.304	6 -	1:53.730	+ 0.545	10:22:05.021
2 -	1:56.332	+ 3.147	10:14:26.636	7 -	1:54.248	+ 1.063	10:23:59.269
3 -	1:56.995	+ 3.810	10:16:23.631	8 -	<b>1:53.185</b>		<b>10:25:52.454</b>
4 -	1:54.328	+ 1.143	10:18:17.959	9 -	2:05.207	+ 12.022	10:27:57.661
5 -	1:53.332	+ 0.147	10:20:11.291				
<b>63</b>	<b>Phil WHITE</b>		Pickup Truck 2000cc				
1 -	2:01.623	+ 6.240	10:12:18.514	6 -	1:57.301	+ 1.918	10:22:30.850
2 -	1:57.466	+ 2.083	10:14:15.980	7 -	1:56.956	+ 1.573	10:24:27.806
3 -	2:11.633	+ 16.250	10:16:27.613	8 -	<b>1:55.383</b>		<b>10:26:23.189</b>
4 -	2:06.111	+ 10.728	10:18:33.724	9 -	1:58.904	+ 3.521	10:28:22.093
5 -	1:59.825	+ 4.442	10:20:33.549				
<b>69</b>	<b>Lee ROGERS</b>		Pickup Truck 2000cc				
1 -	2:09.855	+ 14.684	10:11:55.898	6 -	1:57.892	+ 2.721	10:21:57.891
2 -	2:03.789	+ 8.618	10:13:59.687	7 -	1:57.277	+ 2.106	10:23:55.168
3 -	2:02.706	+ 7.535	10:16:02.393	8 -	<b>1:55.171</b>		<b>10:25:50.339</b>
4 -	1:58.849	+ 3.678	10:18:01.242	9 -	1:55.217	+ 0.046	10:27:45.556
5 -	1:58.757	+ 3.586	10:19:59.999				
<b>79</b>	<b>Mark JONES</b>		Pickup Truck 2000cc				
1 -	1:56.105	+ 4.125	10:12:45.297	5 -	1:53.618	+ 1.638	10:20:58.698
2 -	1:52.991	+ 1.011	10:14:38.288	6 -	2:07.635	+ 15.655	10:23:06.333
3 -	2:13.345	+ 21.365	10:16:51.633	7 -	<b>1:51.980</b>		<b>10:24:58.313</b>
4 -	2:13.447	+ 21.467	10:19:05.080	8 -	2:04.434 P	+ 12.454	10:27:02.747
<b>81</b>	<b>Matt ANNIBLE</b>		Pickup Truck 2000cc				
1 -	2:35.249	+ 26.669	10:13:12.298	5 -	2:12.891	+ 4.311	10:22:21.780
2 -	2:26.390	+ 17.810	10:15:38.688	6 -	2:12.418	+ 3.838	10:24:34.198
3 -	2:17.546	+ 8.966	10:17:56.234	7 -	<b>2:08.580</b>		<b>10:26:42.778</b>
4 -	2:12.655	+ 4.075	10:20:08.889	8 -	2:09.265	+ 0.685	10:28:52.043
<b>93</b>	<b>Michael SMITH</b>		Pickup Truck 2000cc				
1 -	2:02.182	+ 7.224	10:16:42.813	5 -	1:55.599	+ 0.641	10:24:29.271
2 -	1:58.261	+ 3.303	10:18:41.074	6 -	<b>1:54.958</b>		<b>10:26:24.229</b>
3 -	1:57.136	+ 2.178	10:20:38.210	7 -	1:58.466	+ 3.508	10:28:22.695
4 -	1:55.462	+ 0.504	10:22:33.672				
<b>98</b>	<b>Anthony HAWKINS</b>		Pickup Truck 2000cc				
1 -	2:05.116	+ 8.576	10:13:08.114	4 -	1:57.198	+ 0.658	10:21:49.633
2 -	2:08.499 P	+ 11.959	10:15:16.613	5 -	<b>1:56.540</b>		<b>10:23:46.173</b>
3 -	4:35.822	+ 2:39.282	10:19:52.435	6 -	2:02.291 P	+ 5.751	10:25:48.464

CARS 54 AND 81 - TRANSPONDER NOT WORKING YOU MUST FIX FOR RACE

Weather / Track : Cloudy / Wet

**Lancaster Insurance MG Owners Club Championship**  
**QUALIFYING - RACE 4 - CLASSIFICATION**

POS	NO	CL	NAME	ENTRY	TIME	ON	LAPS	GAP	DIFF	MPH
1	11	F	Stuart PLOTNEK	MG MGF VVC 1800 cccc	1:54.192	7	7			70.17
2	27	F	Peter HIGTON	MG F 1800cc	1:54.638	7	7	0.446	0.446	69.90
3	44	F	Martin WILLS	MG F 1800cc	1:55.556	5	7	1.364	0.918	69.34
4	1	Z	Lee SULLIVAN	MG ZR 1800cc	1:55.570	6	7	1.378	0.014	69.33
5	23	F	Paul James SAVAGE	MG MGF VVC 1800cc	1:58.014	5	7	3.822	2.444	67.90
6	53	F	Mark BAKER	MG F 1800cc	1:58.015	5	7	3.823	0.001	67.90
7	71	B	Benjamin SHORT	MG Maestro 2000cc	1:58.739	4	7	4.547	0.724	67.48
8	42	Z	Nick GOLHAR	MG ZR 1800cc	1:59.722	6	7	5.530	0.983	66.93
9	22	Z	Paul R CLACKETT	MG ZS 160 1800 VVCcc	2:01.079	6	6	6.887	1.357	66.18
10	28	Z	John PERKINS	MG ZR 1800cc	2:01.340	6	6	7.148	0.261	66.04
11	4	F	Ian EVANS	MG F cc	2:01.341	7	7	7.149	0.001	66.04
12	8	F	Paul WISBEY	MG F VVC cc	2:02.026	6	7	7.834	0.685	65.67
13	18	A	Malcolm HILL	MG B GT 1860cccc	2:02.161	6	6	7.969	0.135	65.59
14	12	A	Paul EALES	MG BGT 1800cc	2:02.600	6	6	8.408	0.439	65.36
15	2	A	Jim BAYNAM	MG MGB Roadster cc	2:05.351	6	6	11.159	2.751	63.92
16	66	B	Paul HAYLETT	MG Montego 2000cc	2:06.147	5	6	11.955	0.796	63.52
17	92	A	Philip WATERMAN	MG Midget 1275cc	2:07.638	6	6	13.446	1.491	62.78
18	90	A	Philip CHURCHILL	MG B Roadster 2000cc	2:09.782	6	6	15.590	2.144	61.74
19	9	A	Chris FLOOKS	MG MGB GT 1800cc	2:10.224	6	6	16.032	0.442	61.53
20	37	A	John KIMBER	MG B GT 1800cc	2:10.350	5	6	16.158	0.126	61.47
21	21	A	Brendan MURPHY	MG B 1800cc	2:10.528	6	6	16.336	0.178	61.39
22	6	B	Chris YATES	MG Maestro 1600cc	2:11.295	1	3	17.103	0.767	61.03
23	16	A	Paul WILLIAMS	MG B GT cc	2:19.493	2	6	25.301	8.198	57.44

Weather / Track : Cloudy / Wet

These results are provisional until the conclusion of any judicial and technical matters.

Oulton Park Island  
 Circuit Length = 2.2260 miles  
 Start: 10:44 End: 11:02

Clerk of Course :		Timekeeper :
-------------------	--	--------------

# Lancaster Insurance MG Owners Club Championship

## QUALIFYING - RACE 4 - LAP ANALYSIS

<b>1</b>	<b>Lee SULLIVAN</b> Z MG ZR 1800cc						
1 -	2:02.529	+ 6.959	10:48:54.537	5 -	1:55.725	+ 0.155	10:56:44.535
2 -	1:59.213	+ 3.643	10:50:53.750	6 -	<b>1:55.570</b>		<b>10:58:40.105</b>
3 -	1:58.827	+ 3.257	10:52:52.577	7 -	2:28.143	+ 32.573	11:01:08.248
4 -	1:56.233	+ 0.663	10:54:48.810				
<b>2</b>	<b>Jim BAYNAM</b> A MG MGB Roadster cc						
1 -	2:24.967	+ 19.616	10:49:43.578	4 -	2:23.207	+ 17.856	10:56:24.170
2 -	2:09.300	+ 3.949	10:51:52.878	5 -	2:05.626	+ 0.275	10:58:29.796
3 -	2:08.085	+ 2.734	10:54:00.963	6 -	<b>2:05.351</b>		<b>11:00:35.147</b>
<b>4</b>	<b>Ian EVANS</b> F MG F cc						
1 -	2:07.636	+ 6.295	10:48:59.299	5 -	2:02.908	+ 1.567	10:57:22.430
2 -	2:06.435	+ 5.094	10:51:05.734	6 -	2:03.164	+ 1.823	10:59:25.594
3 -	2:06.217	+ 4.876	10:53:11.951	7 -	<b>2:01.341</b>		<b>11:01:26.935</b>
4 -	2:07.571	+ 6.230	10:55:19.522				
<b>6</b>	<b>Chris YATES</b> B MG Maestro 1600cc						
1 -	<b>2:11.295</b>		<b>10:49:07.736</b>	3 -	8:05.231	+ 5:53.936	10:59:43.453
2 -	2:30.486 P	+ 19.191	10:51:38.222				
<b>8</b>	<b>Paul WISBEY</b> F MG F VVC cc						
1 -	2:08.606	+ 6.580	10:49:06.609	5 -	2:03.010	+ 0.984	10:57:28.333
2 -	2:07.947	+ 5.921	10:51:14.556	6 -	<b>2:02.026</b>		<b>10:59:30.359</b>
3 -	2:08.274	+ 6.248	10:53:22.830	7 -	2:02.520	+ 0.494	11:01:32.879
4 -	2:02.493	+ 0.467	10:55:25.323				
<b>9</b>	<b>Chris FLOOKS</b> A MG MGB GT 1800cc						
1 -	2:18.425	+ 8.201	10:49:25.887	4 -	2:11.963	+ 1.739	10:56:08.939
2 -	2:18.082	+ 7.858	10:51:43.969	5 -	2:11.692	+ 1.468	10:58:20.631
3 -	2:13.007	+ 2.783	10:53:56.976	6 -	<b>2:10.224</b>		<b>11:00:30.855</b>
<b>11</b>	<b>Stuart PLOTNEK</b> F MG MGF VVC 1800 cccc						
1 -	1:58.863	+ 4.671	10:48:34.155	5 -	1:55.311	+ 1.119	10:56:18.636
2 -	1:57.475	+ 3.283	10:50:31.630	6 -	1:56.084	+ 1.892	10:58:14.720
3 -	1:56.034	+ 1.842	10:52:27.664	7 -	<b>1:54.192</b>		<b>11:00:08.912</b>
4 -	1:55.661	+ 1.469	10:54:23.325				
<b>12</b>	<b>Paul EALES</b> A MG BGT 1800cc						
1 -	2:12.043	+ 9.443	10:49:31.678	4 -	2:06.586	+ 3.986	10:55:54.388
2 -	2:09.088	+ 6.488	10:51:40.766	5 -	2:03.351	+ 0.751	10:57:57.739
3 -	2:07.036	+ 4.436	10:53:47.802	6 -	<b>2:02.600</b>		<b>11:00:00.339</b>
<b>16</b>	<b>Paul WILLIAMS</b> A MG B GT cc						
1 -	2:24.804	+ 5.311	10:49:58.935	4 -	2:23.820	+ 4.327	10:57:04.203
2 -	<b>2:19.493</b>		<b>10:52:18.428</b>	5 -	2:22.972	+ 3.479	10:59:27.175
3 -	2:21.955	+ 2.462	10:54:40.383	6 -	2:25.245	+ 5.752	11:01:52.420
<b>18</b>	<b>Malcolm HILL</b> A MG B GT 1860cccc						
1 -	2:08.284	+ 6.123	10:49:17.754	4 -	2:05.433	+ 3.272	10:55:34.932
2 -	2:06.825	+ 4.664	10:51:24.579	5 -	2:03.829	+ 1.668	10:57:38.761
3 -	2:04.920	+ 2.759	10:53:29.499	6 -	<b>2:02.161</b>		<b>10:59:40.922</b>
<b>21</b>	<b>Brendan MURPHY</b> A MG B 1800cc						
1 -	2:18.668	+ 8.140	10:49:31.697	4 -	2:13.227	+ 2.699	10:56:14.577
2 -	2:14.031	+ 3.503	10:51:45.728	5 -	2:10.707	+ 0.179	10:58:25.284
3 -	2:15.622	+ 5.094	10:54:01.350	6 -	<b>2:10.528</b>		<b>11:00:35.812</b>
<b>22</b>	<b>Paul R CLACKETT</b> Z MG ZS 160 1800 VVCcc						
1 -	2:15.778	+ 14.699	10:49:26.024	4 -	2:05.724	+ 4.645	10:55:38.393
2 -	2:03.397	+ 2.318	10:51:29.421	5 -	2:02.231	+ 1.152	10:57:40.624
3 -	2:03.248	+ 2.169	10:53:32.669	6 -	<b>2:01.079</b>		<b>10:59:41.703</b>

Oulton Park Island  
Circuit Length = 2.2260 miles  
Start: 10:44 End: 11:02

Weather / Track : Cloudy / Wet


**Lancaster Insurance MG Owners Club Championship**  
**QUALIFYING - RACE 4 - LAP ANALYSIS**

<b>23</b>	<b>Paul James SAVAGE</b>		F MG MGF VVC 1800cc			
1 -	2:05.953	+ 7.939	10:49:19.126	5 -	<b>1:58.014</b>	<b>10:57:20.557</b>
2 -	2:01.410	+ 3.396	10:51:20.536	6 -	1:59.906	+ 1.892 10:59:20.463
3 -	2:01.624	+ 3.610	10:53:22.160	7 -	1:58.804	+ 0.790 11:01:19.267
4 -	2:00.383	+ 2.369	10:55:22.543			
<b>27</b>	<b>Peter HIGTON</b>		F MG F 1800cc			
1 -	1:58.620	+ 3.982	10:48:35.385	5 -	1:55.355	+ 0.717 10:56:20.199
2 -	1:57.171	+ 2.533	10:50:32.556	6 -	1:58.127	+ 3.489 10:58:18.326
3 -	1:56.226	+ 1.588	10:52:28.782	7 -	<b>1:54.638</b>	<b>11:00:12.964</b>
4 -	1:56.062	+ 1.424	10:54:24.844			
<b>28</b>	<b>John PERKINS</b>		Z MG ZR 1800cc			
1 -	2:04.791	+ 3.451	10:49:16.749	4 -	2:04.022	+ 2.682 10:56:00.728
2 -	2:29.864	+ 28.524	10:51:46.613	5 -	2:04.023	+ 2.683 10:58:04.751
3 -	2:10.093	+ 8.753	10:53:56.706	6 -	<b>2:01.340</b>	<b>11:00:06.091</b>
<b>37</b>	<b>John KIMBER</b>		A MG B GT 1800cc			
1 -	2:24.151	+ 13.801	10:49:55.064	4 -	2:14.772	+ 4.422 10:56:46.430
2 -	2:18.900	+ 8.550	10:52:13.964	5 -	<b>2:10.350</b>	<b>10:58:56.780</b>
3 -	2:17.694	+ 7.344	10:54:31.658	6 -	2:10.460	+ 0.110 11:01:07.240
<b>42</b>	<b>Nick GOLHAR</b>		Z MG ZR 1800cc			
1 -	2:07.194	+ 7.472	10:49:30.590	5 -	1:59.943	+ 0.221 10:57:36.223
2 -	2:03.051	+ 3.329	10:51:33.641	6 -	<b>1:59.722</b>	<b>10:59:35.945</b>
3 -	2:01.044	+ 1.322	10:53:34.685	7 -	1:59.850	+ 0.128 11:01:35.795
4 -	2:01.595	+ 1.873	10:55:36.280			
<b>44</b>	<b>Martin WILLS</b>		F MG F 1800cc			
1 -	2:04.663	+ 9.107	10:48:55.110	5 -	<b>1:55.556</b>	<b>10:56:47.010</b>
2 -	2:01.047	+ 5.491	10:50:56.157	6 -	1:55.874	+ 0.318 10:58:42.884
3 -	1:59.069	+ 3.513	10:52:55.226	7 -	2:09.400	+ 13.844 11:00:52.284
4 -	1:56.228	+ 0.672	10:54:51.454			
<b>53</b>	<b>Mark BAKER</b>		F MG F 1800cc			
1 -	2:08.758	+ 10.743	10:49:22.479	5 -	<b>1:58.015</b>	<b>10:57:23.756</b>
2 -	2:01.316	+ 3.301	10:51:23.795	6 -	1:59.984	+ 1.969 10:59:23.740
3 -	2:01.705	+ 3.690	10:53:25.500	7 -	1:58.518	+ 0.503 11:01:22.258
4 -	2:00.241	+ 2.226	10:55:25.741			
<b>66</b>	<b>Paul HAYLETT</b>		B MG Montego 2000cc			
1 -	2:10.760	+ 4.613	10:49:05.549	4 -	2:10.422	+ 4.275 10:55:37.081
2 -	2:10.625	+ 4.478	10:51:16.174	5 -	<b>2:06.147</b>	<b>10:57:43.228</b>
3 -	2:10.485	+ 4.338	10:53:26.659	6 -	2:10.916	+ 4.769 10:59:54.144
<b>71</b>	<b>Benjamin SHORT</b>		B MG Maestro 2000cc			
1 -	2:04.355	+ 5.616	10:49:19.649	5 -	1:59.107	+ 0.368 10:57:19.622
2 -	2:01.378	+ 2.639	10:51:21.027	6 -	2:01.387	+ 2.648 10:59:21.009
3 -	2:00.749	+ 2.010	10:53:21.776	7 -	1:59.743	+ 1.004 11:01:20.752
4 -	<b>1:58.739</b>		<b>10:55:20.515</b>			
<b>90</b>	<b>Philip CHURCHILL</b>		A MG B Roadster 2000cc			
1 -	2:19.457	+ 9.675	10:49:51.091	4 -	2:15.164	+ 5.382 10:56:56.165
2 -	2:15.091	+ 5.309	10:52:06.182	5 -	2:10.747	+ 0.965 10:59:06.912
3 -	2:34.819	+ 25.037	10:54:41.001	6 -	<b>2:09.782</b>	<b>11:01:16.694</b>
<b>92</b>	<b>Philip WATERMAN</b>		A MG Midget 1275cc			
1 -	2:17.448	+ 9.810	10:49:50.201	4 -	2:08.630	+ 0.992 10:56:19.893
2 -	2:11.203	+ 3.565	10:52:01.404	5 -	2:08.573	+ 0.935 10:58:28.466
3 -	2:09.859	+ 2.221	10:54:11.263	6 -	<b>2:07.638</b>	<b>11:00:36.104</b>

Weather / Track : Cloudy / Wet

# Lancaster Insurance MG Owners Club Championship

## RACE 4 - GRID

ROW 12	2:19.493 16 Paul WILLIAMS	
ROW 11	2:10.528 21 Brendan MURPHY	2:11.295 6 Chris YATES
ROW 10	2:10.224 9 Chris FLOOKS	2:10.350 37 John KIMBER
ROW 9	2:07.638 92 Philip WATERMAN	2:09.782 90 Philip CHURCHILL
ROW 8	2:05.351 2 Jim BAYNAM	2:06.147 66 Paul HAYLETT
ROW 7	2:02.161 18 Malcolm HILL	2:02.600 12 Paul EALES
ROW 6	2:01.341 4 Ian EVANS	2:02.026 8 Paul WISBEY
ROW 5	2:01.079 22 Paul R CLACKETT	2:01.340 28 John PERKINS
ROW 4	1:58.739 71 Benjamin SHORT	1:59.722 42 Nick GOLHAR
ROW 3	1:58.014 23 Paul James SAVAGE	1:58.015 53 Mark BAKER
ROW 2	1:55.556 44 Martin WILLS	1:55.570 1 Lee SULLIVAN
ROW 1	1:54.192 11 Stuart PLOTNEK	1:54.638 27 Peter HIGTON
<b>Pole</b>		
		

Oulton Park Island  
Circuit Length = 2.2260 miles

**These results are provisional until the conclusion of any judicial and technical matters.**

Clerk of Course :		Timekeeper :

# Performance & Economy Chip Tuning Sports Saloon Championship

## QUALIFYING - RACE 6 - CLASSIFICATION

POS	NO	CL	NAME	ENTRY	TIME	ON	LAPS	GAP	DIFF	MPH
1	74	A	Adam MORGAN	Ginetta G50 3500cc	1:38.487	4	7			81.36
2	93	A	Robert SPENCER	Stuart Taylor Locosaki 1200cc	1:38.619	7	8	0.132	0.132	81.25
3	10	B	Alistair CHALMERS	Caterham CSR 2300cc	1:38.657	8	8	0.170	0.038	81.22
4	92	A	Jan VAN NIEROP	Audi 80 2000cc	1:39.708	5	7	1.221	1.051	80.37
5	96	C	Chris ALLANSON	Zcars Mini 1300cc	1:39.844	7	7	1.357	0.136	80.26
6	3	C	Chris MARIES	MK Indy Busa RR 1340cc	1:40.320	3	6	1.833	0.476	79.88
7	1	D	Paul DOBSON	Mazda RX7 2600cc	1:40.331	6	6	1.844	0.011	79.87
8	39	B	John MORRIS	Peugeot 206 2000cc	1:41.459	2	2	2.972	1.128	78.98
9	90	C	Danny KEENAN	MK Indy 1340cc	1:41.540	8	8	3.053	0.081	78.92
10	2	E	Dennis CROMPTON	BMW e30 m3 2500cc	1:41.972	6	6	3.485	0.432	78.58
11	56	D	Duncan AUKLAND	Rover 3500se 4200cc	1:42.670	5	7	4.183	0.698	78.05
12	58	A	Darren SMITH	TVR Tuscan 4500cc	1:43.572	4	6	5.085	0.902	77.37
13	95	C	Paul WOOLFITT	Zcars Mini 1300cc	1:43.683	7	7	5.196	0.111	77.28
14	53	A	David RAWLINS	Vauxhall Vectra 3200cc	1:43.959	4	4	5.472	0.276	77.08
15	48	D	Tom ANDREW	Seat Leon Cupra 1800tcc	1:44.811	6	6	6.324	0.852	76.45
16	38	B	Kevin CRYER	Caterham Seven 2000cc	1:45.217	6	7	6.730	0.406	76.16
17	78	D	Simon PARKER	Vauxhall Vectra 3200cc	1:45.546	3	3	7.059	0.329	75.92
18	20	A	James AUKLAND	Ford Capri 3900cc	1:45.794	5	7	7.307	0.248	75.74
19	80	D	David HINDE	Vauxhall Vectra 3196cc	1:46.483	3	4	7.996	0.689	75.25
20	50	C	Robbie BIRRELL	Caterham Seven 1600cc	1:48.525	6	6	10.038	2.042	73.84
21	12	A	Graham BRINDLEY	Ford RS2000 MK2 1998cc	1:49.024	7	7	10.537	0.499	73.50
22	59	D	Mike HURST	Vauxhall Vectra 3200cc	1:49.396	5	7	10.909	0.372	73.25
23	51	A	Brian DEAN	Westfield Se 1800cc	1:50.171	5	7	11.684	0.775	72.73
24	52	D	Andy ROBEY	BMW M3 3000cc	1:51.229	5	5	12.742	1.058	72.04
25	24	D	Ralph UNDERWOOD	Triumph TR7 V8 4600cc	1:52.007	5	7	13.520	0.778	71.54
26	29	A	Colin VICKERS	Ford Capri 5000cc	1:52.182	7	7	13.695	0.175	71.43
27	55	B	Peter WANN	Westfield SE1 1800cc	1:52.668	7	7	14.181	0.486	71.12
28	25	D	Bob CLAXTON	Renault 21 Turbo 2000cc	1:52.828	6	6	14.341	0.160	71.02
29	40	B	Dave MARIES	Westfield SE1 1800cc	1:55.996	5	6	17.509	3.168	69.08
30	84	E	Daren SCHOLLES	Volkswagen Golf 1800cc	1:56.032	6	6	17.545	0.036	69.06
31	6	F	Phil HALL	Banks Europa 1598cc	2:55.026	1	2	1:16.539	58.994	45.78

Weather / Track : Cloudy / Wet

These results are provisional until the conclusion of any judicial and technical matters.

Oulton Park Island  
Circuit Length = 2.2260 miles  
Start: 11:04 End: 11:21

Clerk of Course :		Timekeeper :
-------------------	--	--------------

**Performance & Economy Chip Tuning Sports Saloon Championship**  
**QUALIFYING - RACE 6 - LAP ANALYSIS**

<b>1</b>	<b>Paul DOBSON</b>		<b>D Mazda RX7 2600cc</b>				
1 -	1:51.131	+ 10.800	11:10:27.254	4 -	1:41.425	+ 1.094	11:15:36.996
2 -	1:46.015	+ 5.684	11:12:13.269	5 -	1:41.427	+ 1.096	11:17:18.423
3 -	1:42.302	+ 1.971	11:13:55.571	6 -	<b>1:40.331</b>		<b>11:18:58.754</b>
<b>2</b>	<b>Dennis CROMPTON</b>		<b>E BMW e30 m3 2500cc</b>				
1 -	1:54.106	+ 12.134	11:12:24.389	4 -	1:45.434	+ 3.462	11:17:45.880
2 -	1:48.962	+ 6.990	11:14:13.351	5 -	1:42.628	+ 0.656	11:19:28.508
3 -	1:47.095	+ 5.123	11:16:00.446	6 -	<b>1:41.972</b>		<b>11:21:10.480</b>
<b>3</b>	<b>Chris MARIES</b>		<b>C MK Indy Busa RR 1340cc</b>				
1 -	1:44.231	+ 3.911	11:08:31.173	4 -	1:40.628	+ 0.308	11:13:34.316
2 -	1:42.195	+ 1.875	11:10:13.368	5 -	1:42.188	+ 1.868	11:15:16.504
3 -	<b>1:40.320</b>		<b>11:11:53.688</b>	6 -	1:49.410 P	+ 9.090	11:17:05.914
<b>6</b>	<b>Phil HALL</b>		<b>F Banks Europa 1598cc</b>				
1 -	<b>2:55.026</b>		<b>11:13:17.496</b>	2 -	3:16.315 P	+ 21.289	11:16:33.811
<b>10</b>	<b>Alistair CHALMERS</b>		<b>B Caterham CSR 2300cc</b>				
1 -	1:45.590	+ 6.933	11:08:31.927	5 -	1:45.048	+ 6.391	11:15:20.380
2 -	1:42.444	+ 3.787	11:10:14.371	6 -	1:40.285	+ 1.628	11:17:00.665
3 -	1:40.458	+ 1.801	11:11:54.829	7 -	1:39.303	+ 0.646	11:18:39.968
4 -	1:40.503	+ 1.846	11:13:35.332	8 -	<b>1:38.657</b>		<b>11:20:18.625</b>
<b>12</b>	<b>Graham BRINDLEY</b>		<b>A Ford RS2000 MK2 1998cc</b>				
1 -	2:02.365	+ 13.341	11:09:50.870	5 -	1:50.704	+ 1.680	11:17:25.098
2 -	1:55.949	+ 6.925	11:11:46.819	6 -	1:52.786	+ 3.762	11:19:17.884
3 -	1:54.387	+ 5.363	11:13:41.206	7 -	<b>1:49.024</b>		<b>11:21:06.908</b>
4 -	1:53.188	+ 4.164	11:15:34.394				
<b>20</b>	<b>James AUKLAND</b>		<b>A Ford Capri 3900cc</b>				
1 -	2:03.179	+ 17.385	11:09:22.705	5 -	<b>1:45.794</b>		<b>11:16:36.344</b>
2 -	1:50.409	+ 4.615	11:11:13.114	6 -	1:47.002	+ 1.208	11:18:23.346
3 -	1:49.711	+ 3.917	11:13:02.825	7 -	1:47.535	+ 1.741	11:20:10.881
4 -	1:47.725	+ 1.931	11:14:50.550				
<b>24</b>	<b>Ralph UNDERWOOD</b>		<b>D Triumph TR7 V8 4600cc</b>				
1 -	2:12.123	+ 20.116	11:09:30.669	5 -	<b>1:52.007</b>		<b>11:17:20.179</b>
2 -	2:02.416	+ 10.409	11:11:33.085	6 -	1:56.830	+ 4.823	11:19:17.009
3 -	1:59.509	+ 7.502	11:13:32.594	7 -	1:54.445	+ 2.438	11:21:11.454
4 -	1:55.578	+ 3.571	11:15:28.172				
<b>25</b>	<b>Bob CLAXTON</b>		<b>D Renault 21 Turbo 2000cc</b>				
1 -	1:57.793	+ 4.965	11:12:04.853	4 -	1:53.890	+ 1.062	11:17:47.373
2 -	1:54.959	+ 2.131	11:13:59.812	5 -	1:57.091	+ 4.263	11:19:44.464
3 -	1:53.671	+ 0.843	11:15:53.483	6 -	<b>1:52.828</b>		<b>11:21:37.292</b>
<b>29</b>	<b>Colin VICKERS</b>		<b>A Ford Capri 5000cc</b>				
1 -	2:06.125	+ 13.943	11:09:36.598	5 -	1:54.503	+ 2.321	11:17:23.291
2 -	1:58.218	+ 6.036	11:11:34.816	6 -	1:56.570	+ 4.388	11:19:19.861
3 -	1:58.695	+ 6.513	11:13:33.511	7 -	<b>1:52.182</b>		<b>11:21:12.043</b>
4 -	1:55.277	+ 3.095	11:15:28.788				
<b>38</b>	<b>Kevin CRYER</b>		<b>B Caterham Seven 2000cc</b>				
1 -	2:00.484	+ 15.267	11:09:17.057	5 -	1:46.224	+ 1.007	11:16:40.094
2 -	1:55.444	+ 10.227	11:11:12.501	6 -	<b>1:45.217</b>		<b>11:18:25.311</b>
3 -	1:53.438	+ 8.221	11:13:05.939	7 -	1:47.691	+ 2.474	11:20:13.002
4 -	1:47.931	+ 2.714	11:14:53.870				
<b>39</b>	<b>John MORRIS</b>		<b>B Peugeot 206 2000cc</b>				
1 -	1:41.891	+ 0.432	11:18:56.824	2 -	<b>1:41.459</b>		<b>11:20:38.283</b>

Weather / Track : Cloudy / Wet

**Performance & Economy Chip Tuning Sports Saloon Championship**  
**QUALIFYING - RACE 6 - LAP ANALYSIS**

<b>40</b>	<b>Dave MARIES</b>		<b>B Westfield SE1 1800cc</b>				
1 -	2:15.164	+ 19.168	11:10:02.903	4 -	2:02.648	+ 6.652	11:16:16.558
2 -	2:05.872	+ 9.876	11:12:08.775	5 -	<b>1:55.996</b>		<b>11:18:12.554</b>
3 -	2:05.135	+ 9.139	11:14:13.910	6 -	1:56.818	+ 0.822	11:20:09.372
<b>48</b>	<b>Tom ANDREW</b>		<b>D Seat Leon Cupra 1800tcc</b>				
1 -	1:50.513	+ 5.702	11:10:18.476	4 -	1:50.000	+ 5.189	11:16:18.370
2 -	2:23.077	+ 38.266	11:12:41.553	5 -	1:59.824	+ 15.013	11:18:18.194
3 -	1:46.817	+ 2.006	11:14:28.370	6 -	<b>1:44.811</b>		<b>11:20:03.005</b>
<b>50</b>	<b>Robbie BIRRELL</b>		<b>C Caterham Seven 1600cc</b>				
1 -	1:56.524	+ 7.999	11:09:39.939	4 -	1:52.411	+ 3.886	11:15:21.843
2 -	1:55.706	+ 7.181	11:11:35.645	5 -	1:49.231	+ 0.706	11:17:11.074
3 -	1:53.787	+ 5.262	11:13:29.432	6 -	<b>1:48.525</b>		<b>11:18:59.599</b>
<b>51</b>	<b>Brian DEAN</b>		<b>A Westfield Se 1800cc</b>				
1 -	2:11.935	+ 21.764	11:09:26.047	5 -	<b>1:50.171</b>		<b>11:17:08.355</b>
2 -	1:59.571	+ 9.400	11:11:25.618	6 -	1:52.339	+ 2.168	11:19:00.694
3 -	1:56.279	+ 6.108	11:13:21.897	7 -	1:57.080	+ 6.909	11:20:57.774
4 -	1:56.287	+ 6.116	11:15:18.184				
<b>52</b>	<b>Andy ROBEY</b>		<b>D BMW M3 3000cc</b>				
1 -	2:13.163	+ 21.934	11:09:28.786	4 -	1:55.246	+ 4.017	11:15:22.953
2 -	2:00.553	+ 9.324	11:11:29.339	5 -	<b>1:51.229</b>		<b>11:17:14.182</b>
3 -	1:58.368	+ 7.139	11:13:27.707				
<b>53</b>	<b>David RAWLINS</b>		<b>A Vauxhall Vectra 3200cc</b>				
1 -	1:50.509	+ 6.550	11:15:18.213	3 -	1:45.758	+ 1.799	11:18:49.986
2 -	1:46.015	+ 2.056	11:17:04.228	4 -	<b>1:43.959</b>		<b>11:20:33.945</b>
<b>55</b>	<b>Peter WANN</b>		<b>B Westfield SE1 1800cc</b>				
1 -	2:04.352	+ 11.684	11:09:50.522	5 -	1:54.912	+ 2.244	11:17:34.852
2 -	1:59.349	+ 6.681	11:11:49.871	6 -	1:55.988	+ 3.320	11:19:30.840
3 -	1:54.450	+ 1.782	11:13:44.321	7 -	<b>1:52.668</b>		<b>11:21:23.508</b>
4 -	1:55.619	+ 2.951	11:15:39.940				
<b>56</b>	<b>Duncan AUKLAND</b>		<b>D Rover 3500se 4200cc</b>				
1 -	2:00.717	+ 18.047	11:09:30.503	5 -	<b>1:42.670</b>		<b>11:16:36.957</b>
2 -	1:49.553	+ 6.883	11:11:20.056	6 -	1:59.386	+ 16.716	11:18:36.343
3 -	1:46.185	+ 3.515	11:13:06.241	7 -	2:10.828 P	+ 28.158	11:20:47.171
4 -	1:48.046	+ 5.376	11:14:54.287				
<b>58</b>	<b>Darren SMITH</b>		<b>A TVR Tuscan 4500cc</b>				
1 -	1:58.534	+ 14.962	11:09:30.088	4 -	<b>1:43.572</b>		<b>11:14:48.566</b>
2 -	1:47.347	+ 3.775	11:11:17.435	5 -	1:44.149	+ 0.577	11:16:32.715
3 -	1:47.559	+ 3.987	11:13:04.994	6 -	2:26.562 P	+ 42.990	11:18:59.277
<b>59</b>	<b>Mike HURST</b>		<b>D Vauxhall Vectra 3200cc</b>				
1 -	1:57.645	+ 8.249	11:09:36.649	5 -	<b>1:49.396</b>		<b>11:17:03.841</b>
2 -	1:53.134	+ 3.738	11:11:29.783	6 -	2:08.308 P	+ 18.912	11:19:12.149
3 -	1:54.280	+ 4.884	11:13:24.063	7 -	2:37.200 P	+ 47.804	11:21:49.349
4 -	1:50.382	+ 0.986	11:15:14.445				
<b>74</b>	<b>Adam MORGAN</b>		<b>A Ginetta G50 3500cc</b>				
1 -	1:41.997	+ 3.510	11:08:46.193	5 -	1:41.138	+ 2.651	11:15:28.992
2 -	1:41.732	+ 3.245	11:10:27.925	6 -	1:40.975	+ 2.488	11:17:09.967
3 -	1:41.442	+ 2.955	11:12:09.367	7 -	1:38.866	+ 0.379	11:18:48.833
4 -	<b>1:38.487</b>		<b>11:13:47.854</b>				
<b>78</b>	<b>Simon PARKER</b>		<b>D Vauxhall Vectra 3200cc</b>				
1 -	1:48.042	+ 2.496	11:17:00.601	3 -	<b>1:45.546</b>		<b>11:20:33.287</b>
2 -	1:47.140	+ 1.594	11:18:47.741				

Oulton Park Island  
Circuit Length = 2.2260 miles  
Start: 11:04 End: 11:21


Weather / Track : Cloudy / Wet

**Performance & Economy Chip Tuning Sports Saloon Championship**  
**QUALIFYING - RACE 6 - LAP ANALYSIS**

<b>80</b>	<b>David HINDE</b>		<b>D Vauxhall Vectra 3196cc</b>			
1 -	1:50.244	+ 3.761	11:12:59.759	3 -	<b>1:46.483</b>	<b>11:16:34.216</b>
2 -	1:47.974	+ 1.491	11:14:47.733	4 -	2:33.515 P	+ 47.032 11:19:07.731
<b>84</b>	<b>Daren SHOLES</b>		<b>E Volkswagen Golf 1800cc</b>			
1 -	2:18.765	+ 22.733	11:10:08.286	4 -	2:03.036	+ 7.004 11:16:18.115
2 -	2:02.064	+ 6.032	11:12:10.350	5 -	1:56.789	+ 0.757 11:18:14.904
3 -	2:04.729	+ 8.697	11:14:15.079	6 -	<b>1:56.032</b>	<b>11:20:10.936</b>
<b>90</b>	<b>Danny KEENAN</b>		<b>C MK Indy 1340cc</b>			
1 -	1:52.215	+ 10.675	11:08:51.802	5 -	1:43.543	+ 2.003 11:15:54.641
2 -	1:48.338	+ 6.798	11:10:40.140	6 -	1:42.377	+ 0.837 11:17:37.018
3 -	1:45.527	+ 3.987	11:12:25.667	7 -	1:41.552	+ 0.012 11:19:18.570
4 -	1:45.431	+ 3.891	11:14:11.098	8 -	<b>1:41.540</b>	<b>11:21:00.110</b>
<b>92</b>	<b>Jan VAN NIEROP</b>		<b>A Audi 80 2000cc</b>			
1 -	1:54.643	+ 14.935	11:09:44.448	5 -	<b>1:39.708</b>	<b>11:16:40.427</b>
2 -	1:47.316	+ 7.608	11:11:31.764	6 -	1:41.853	+ 2.145 11:18:22.280
3 -	1:47.869	+ 8.161	11:13:19.633	7 -	1:40.709	+ 1.001 11:20:02.989
4 -	1:41.086	+ 1.378	11:15:00.719			
<b>93</b>	<b>Robert SPENCER</b>		<b>A Stuart Taylor Locosaki 1200cc</b>			
1 -	1:46.852	+ 8.233	11:09:27.835	5 -	1:41.361	+ 2.742 11:16:12.075
2 -	1:42.946	+ 4.327	11:11:10.781	6 -	1:39.009	+ 0.390 11:17:51.084
3 -	1:40.122	+ 1.503	11:12:50.903	7 -	<b>1:38.619</b>	<b>11:19:29.703</b>
4 -	1:39.811	+ 1.192	11:14:30.714	8 -	1:49.761	+ 11.142 11:21:19.464
<b>95</b>	<b>Paul WOOLFITT</b>		<b>C Zcars Mini 1300cc</b>			
1 -	1:58.384	+ 14.701	11:09:29.318	5 -	1:44.307	+ 0.624 11:16:38.464
2 -	1:51.136	+ 7.453	11:11:20.454	6 -	1:45.531	+ 1.848 11:18:23.995
3 -	1:47.599	+ 3.916	11:13:08.053	7 -	<b>1:43.683</b>	<b>11:20:07.678</b>
4 -	1:46.104	+ 2.421	11:14:54.157			
<b>96</b>	<b>Chris ALLANSON</b>		<b>C Zcars Mini 1300cc</b>			
1 -	1:55.292	+ 15.448	11:09:49.317	5 -	1:45.584	+ 5.740 11:17:01.372
2 -	1:49.949	+ 10.105	11:11:39.266	6 -	1:42.836	+ 2.992 11:18:44.208
3 -	1:48.744	+ 8.900	11:13:28.010	7 -	<b>1:39.844</b>	<b>11:20:24.052</b>
4 -	1:47.778	+ 7.934	11:15:15.788			

# Performance & Economy Chip Tuning Sports Saloon Championship

## RACE 6 - GRID

ROW 16		2:55.026 6 Phil HALL	
ROW 15	40	1:55.996 Dave MARIÉS	84 1:56.032 Daren SCHOLÉS
ROW 14		1:52.668 55 Peter WANN	25 1:52.828 Bob CLAXTON
ROW 13	24	1:52.007 Ralph UNDERWOOD	29 1:52.182 Colin VICKERS
ROW 12		1:50.171 51 Brian DEAN	52 1:51.229 Andy ROBEY
ROW 11	12	1:49.024 Graham BRINDLEY	59 1:49.396 Mike HURST
ROW 10		1:46.483 80 David HINDE	50 1:48.525 Robbie BIRRELL
ROW 9	78	1:45.546 Simon PARKER	20 1:45.794 James AUKLAND
ROW 8		1:44.811 48 Tom ANDREW	38 1:45.217 Kevin CRYER
ROW 7	95	1:43.683 Paul WOOLFITT	53 1:43.959 David RAWLINS
ROW 6		1:42.670 56 Duncan AUKLAND	58 1:43.572 Darren SMITH
ROW 5	90	1:41.540 Danny KEENAN	2 1:41.972 Dennis CROMPTON
ROW 4		1:40.331 1 Paul DOBSON	39 1:41.459 John MORRIS
ROW 3	96	1:39.844 Chris ALLANSON	3 1:40.320 Chris MARIÉS
ROW 2		1:38.657 10 Alistair CHALMERS	92 1:39.708 Jan VAN NIEROP
ROW 1	74	1:38.487 Adam MORGAN	93 1:38.619 Robert SPENCER
<b>Pole</b>			
			

Oulton Park Island  
Circuit Length = 2.2260 miles

**These results are provisional until the conclusion of any judicial and technical matters.**

Clerk of Course :

Timekeeper :

# Legends Cars Championship

## RACE 1 - CLASSIFICATION

POS	NO	CL	NAME	ENTRY	LAPS	TIME	GAP	DIFF	MPH	BEST	ON
1	2		<b>Lee FITZPATRICK</b>	Legend 34 Ford Coupe 1250cc	8	17:25.315			61.32	1:42.156	8
2	12		<b>Stephen TREHERNE</b>	Legend Ford 1200cc	8	17:26.327	<b>1.012</b>	1.012	61.27	1:41.810	7
3	19		<b>Lawrence DAVEY</b>	Legend Ford Coupe 1250cc	8	17:28.437	<b>3.122</b>	2.110	61.14	1:42.742	7
4	1		<b>John Jon HIGGINS</b>	Legend 34 Ford Coupe 1250cc	8	17:28.808	<b>3.493</b>	0.371	61.12	1:42.439	8
5	11		<b>Simon BELCHER</b>	Legend 1934 Ford Coupe 1200cccc	8	17:35.057	<b>9.742</b>	6.249	60.76	1:43.533	6
6	7		<b>Jamie CLARKE</b>	Legend	8	17:38.704	<b>13.389</b>	3.647	60.55	1:43.967	6
7	4		<b>Darren GAULTON</b>	Legend Ford Coupe 1250cc	8	17:43.481	<b>18.166</b>	4.777	60.28	1:45.064	8
8	69		<b>Gerard MCCOSH</b>	Legend 34 Ford Coupe 1250 cccc	8	17:43.868	<b>18.553</b>	0.387	60.26	1:44.749	8
9	8		<b>Neil BRACE</b>	Legend 34 Ford Coupe 1250cc	8	17:46.883	<b>21.568</b>	3.015	60.08	1:46.684	5
10	77		<b>Robin WEBB</b>	Legend Chevy Sedan 1250cc	8	17:53.136	<b>27.821</b>	6.253	59.73	1:46.121	8
11	55		<b>Ben POWER</b>	Legend Ford Coupe 1250cc	8	18:00.269	<b>34.954</b>	7.133	59.34	1:49.187	5
12	99		<b>Brian COOKE</b>	Legend Ford 1200cccc	8	18:00.750	<b>35.435</b>	0.481	59.31	1:47.728	7
13	76		<b>David VERNON</b>	Legend 1934 Coupe 1250cc	8	18:06.662	<b>41.347</b>	5.912	58.99	1:49.532	7
14	43		<b>Mick MERCER</b>	Legend 37 Ford Sedan 1250cc	8	18:17.973	<b>52.658</b>	11.311	58.38	1:49.063	5
15	59		<b>Paul MANSELL</b>	Legend 1934 ford coupe 1250cccc	8	18:49.810	<b>1:24.495</b>	31.837	56.74	1:59.344	5
16	32		<b>Peter MORTON</b>	Legend Chevy Coupe	7	17:51.270	<b>1 lap</b>	1 lap	52.36	1:45.698	6
NOT CLASSIFIED											
DNF	40		<b>Roger COUSINS</b>	Legend 1934 Ford Coupe 1200cc	5	12:28.848	<b>3 laps</b>	2 laps	53.50	1:49.898	5
DNF	72		<b>Glenn BURTENSHAW</b>	Legend 34 Ford Coupe 1250cc	4	10:36.064	<b>4 laps</b>	1 lap	50.39	1:50.361	1
DNF	66		<b>Stephen WHITELEGG</b>	Legend 1934 Ford Sedan 1200cccc	2	4:19.274	<b>6 laps</b>	2 laps	61.81	1:54.698	1
DNF	16		<b>Richard POCKLINGTON</b>	Legend Ford Coupe 34 1250cccc	1	1:50.568	<b>7 laps</b>	1 lap	72.47	1:50.568	1
DNF	3		<b>Ross MARSHALL</b>	Legend 34 Ford Coupe 1250cc	1	1:56.101	<b>7 laps</b>	5.533	69.02	1:56.101	1
DNF	24		<b>Matthew PAPE</b>	Legend Ford 34 Coupe 1200cc	1	1:56.672	<b>7 laps</b>	0.571	68.68	1:56.672	1
FASTEST LAP											
	12		<b>Stephen TREHERNE</b>	Legend Ford 1200cc	7	1:41.810			78.71 mph	126.67 kph	

Weather / Track : Cloudy / Drying

These results are provisional until the conclusion of any judicial and technical matters.

Oulton Park Island  
Circuit Length = 2.2260 miles  
Start: 11:30 End: 11:49

Clerk of Course :

Timekeeper :

# Legends Cars Championship

## RACE 1 - LAP CHART

Lap 1			Lap 2			Lap 3			Lap 4			Lap 5		
No	Behind	Laptime	No	Behind	Laptime	No	Behind	Laptime	No	Behind	Laptime	No	Behind	Laptime
1		1:48.986	1		2:16.850	1		3:19.674	1		3:09.720	2		1:42.872
72	1.375	1:50.361	2	0.512	2:15.661	2	0.574	3:19.736	2	0.074	3:09.220	1	0.240	1:43.186
16	1.582	1:50.568	72	1.588	2:17.063	72	2.142	3:20.228	72	0.834	3:08.412	19	1.160	1:42.745
2	1.701	1:50.687	12	2.734	2:15.998	12	2.766	3:19.706	12	0.903	3:07.857	12	2.185	1:44.228
19	3.490	1:52.476	19	3.579	2:16.939	19	3.355	3:19.450	19	1.361	3:07.726	11	3.520	1:44.136
12	3.586	1:52.572	8	4.485	2:15.744	8	3.793	3:18.982	8	1.910	3:07.837	8	5.648	1:46.684
11	5.469	1:54.455	11	5.172	2:16.553	11	4.493	3:18.995	11	2.330	3:07.557	4	7.661	1:46.764
8	5.591	1:54.577	40	6.818	2:15.866	40	5.837	3:18.693	40	3.720	3:07.603	7	8.054	1:47.016
66	5.712	1:54.698	4	7.686	2:15.269	4	6.892	3:18.880	4	3.843	3:06.671	69	10.215	1:47.765
3	7.115	1:56.101	7	8.738	2:16.292	7	7.766	3:18.702	7	3.984	3:05.938	40	10.672	1:49.898
24	7.686	1:56.672	55	9.507	2:17.981	55	8.630	3:18.797	55	4.644	3:05.734	55	10.885	1:49.187
40	7.802	1:56.788	69	10.806	2:16.440	69	10.023	3:18.891	69	5.396	3:05.093	77	12.283	1:47.921
55	8.376	1:57.362	59	12.530	2:14.283	59	10.772	3:17.916	59	7.199	3:06.147	43	13.906	1:49.063
4	9.267	1:58.253	66	13.438	2:24.576 P	77	11.892	3:17.405	77	7.308	3:05.136	32	1 LAP	1:47.986
7	9.296	1:58.282	77	14.161	2:15.628	43	13.090	3:17.789	43	7.789	3:04.419	99	15.848	1:49.526
69	11.216	2:00.202	43	14.975	2:15.603	76	14.070	3:17.839	76	8.138	3:03.788	76	17.159	1:51.967
59	15.097	2:04.083	76	15.905	2:15.821	99	15.102	3:18.466	99	9.268	3:03.886	59	23.597	1:59.344
77	15.383	2:04.369	99	16.310	2:07.387	32	1 LAP	5:09.559 P	32	1 LAP	3:03.352			
43	16.222	2:05.208												
76	16.934	2:05.920												
99	25.773	2:14.759												
32	42.790	2:31.776 P												

# Legends Cars Championship

## RACE 1 - LAP CHART

Lap 6			Lap 7			Lap 8		
No	Behind	Laptime	No	Behind	Laptime	No	Behind	Laptime
2		1:42.603	2		1:42.380	2		1:42.156
12	1.772	1:42.190	12	1.202	1:41.810	12	1.012	1:41.966
19	1.847	1:43.290	19	2.209	1:42.742	19	3.122	1:43.069
1	2.248	1:44.611	1	3.210	1:43.342	1	3.493	1:42.439
11	4.450	1:43.533	11	6.039	1:43.969	11	9.742	1:45.859
7	9.418	1:43.967	7	11.253	1:44.215	7	13.389	1:44.292
8	10.667	1:47.622	4	15.258	1:46.701	4	18.166	1:45.064
4	10.937	1:45.879	69	15.960	1:45.194	69	18.553	1:44.749
69	13.146	1:45.534	8	15.979	1:47.692	8	21.568	1:47.745
32	1 LAP	1:46.448	32	1 LAP	1:45.698	32	1 LAP	1:46.451
77	19.193	1:49.513	77	23.856	1:47.043	77	27.821	1:46.121
55	20.567	1:52.285	55	27.394	1:49.207	55	34.954	1:49.716
43	21.622	1:50.319	99	29.122	1:47.728	99	35.435	1:48.469
99	23.774	1:50.529	76	32.053	1:49.532	76	41.347	1:51.450
76	24.901	1:50.345	43	43.475	2:04.233	43	52.658	1:51.339
59	43.138	2:02.144	59	1:03.385	2:02.627	59	1:24.495	2:03.266

## 2CV Parts.com Championship RACE 2 - CLASSIFICATION

POS	NO	CL	NAME	ENTRY	LAPS	TIME	GAP	DIFF	MPH	BEST	ON
1	30		<b>Alec GRAHAM</b>	Citroen 2CV 602cc	10	21:45.024			61.40	2:08.843	5
2	1		<b>Philip MYATT</b>	Citroen 2CV 602cc	10	21:45.693	<b>0.669</b>	0.669	61.37	2:08.572	5
3	12		<b>BROCKLEBANK / TURNER</b>	Citroen 2CV 602cc	10	21:55.276	<b>10.252</b>	9.583	60.92	2:09.337	4
4	3		<b>COWLING / PANAS</b>	Citroen 2CV 602cc	10	21:55.373	<b>10.349</b>	0.097	60.92	2:09.327	7
5	72		<b>Matthew HOLLIS</b>	Citroen 2CV 602cc	10	22:06.756	<b>21.732</b>	11.383	60.39	2:08.823	7
6	11		<b>Sandro PROIETTI</b>	Citroen 2CV 602cc	10	22:06.976	<b>21.952</b>	0.220	60.38	2:10.114	6
7	9		<b>PEARSON / GRANT</b>	Citroen 2CV 602cc	10	22:07.415	<b>22.391</b>	0.439	60.36	2:10.213	2
8	78		<b>Martin HINDLEY</b>	Citroen 2CV 602cc	10	22:07.514	<b>22.490</b>	0.099	60.36	2:10.624	5
9	99		<b>John-Paul WILKINSON</b>	Citroen 2CV	10	22:07.961	<b>22.937</b>	0.447	60.34	2:09.956	9
10	67		<b>Jonathan TWIDALE</b>	Citroen 2CV 602cc	10	22:41.882	<b>56.858</b>	33.921	58.84	2:14.055	4
11	25		<b>Trevor WILLIAMS</b>	Citroen 2CV 602cc	10	22:48.717	<b>1:03.693</b>	6.835	58.54	2:13.715	9
12	58		<b>Simon CROOK</b>	Citroen 2CV 602cc	10	23:03.713	<b>1:18.689</b>	14.996	57.91	2:15.075	6
13	45		<b>FOX / ASQUITH-FOX</b>	Citroen 2CV 602cc	10	23:23.590	<b>1:38.566</b>	19.877	57.09	2:17.351	9
14	17		<b>Helen DEELEY</b>	Citroen 2CV 602cc	10	23:23.832	<b>1:38.808</b>	0.242	57.08	2:13.485	7
15	22		<b>Mike STOREY</b>	Citroen 2CV	10	23:24.365	<b>1:39.341</b>	0.533	57.06	2:17.361	9
16	14		<b>THOMPSON / THOMPSON</b>	Citroen 2CV	10	23:51.044	<b>2:06.020</b>	26.679	55.99	2:13.528	7
NOT CLASSIFIED											
DNF	88		<b>Anthony ROBINSON</b>	Citroen 2CV	6	13:22.924	<b>4 laps</b>	4 laps	59.88	2:10.444	2
DNF	40		<b>Nick ROADS</b>	Citroen 2CV	6	14:42.144	<b>4 laps</b>	1:19.220	54.50	2:19.499	2
FASTEST LAP											
	1		<b>Philip MYATT</b>	Citroen 2CV 602cc	5	2:08.572		62.32 mph		100.30 kph	

Weather / Track : Cloudy / Dry

These results are provisional until the conclusion of any judicial and technical matters.

Oulton Park Island  
Circuit Length = 2.2260 miles  
Start: 12:28 End: 12:52

Clerk of Course :		Timekeeper :
-------------------	--	--------------

# 2CV Parts.com Championship

## RACE 2 - LAP CHART

Lap 1			Lap 2			Lap 3			Lap 4			Lap 5		
No	Behind	Laptime	No	Behind	Laptime	No	Behind	Laptime	No	Behind	Laptime	No	Behind	Laptime
1		2:18.009	1		2:10.736	1		2:09.538	1		2:09.158	1		2:08.572
3	0.956	2:18.965	30	0.173	2:09.548	30	0.146	2:09.511	30	0.143	2:09.155	30	0.414	2:08.843
30	1.361	2:19.370	3	1.253	2:11.033	12	1.842	2:09.878	12	2.021	2:09.337	12	4.331	2:10.882
99	1.835	2:19.844	12	1.502	2:10.164	3	3.798	2:12.083	3	4.661	2:10.021	3	6.310	2:10.221
12	2.074	2:20.083	99	1.979	2:10.880	78	8.923	2:13.956	78	12.267	2:12.502	78	14.319	2:10.624
88	2.664	2:20.673	88	2.372	2:10.444	9	9.595	2:15.290	9	12.787	2:12.350	9	15.049	2:10.834
11	3.263	2:21.272	72	2.591	2:09.268	88	9.918	2:17.084	11	13.087	2:12.043	88	16.018	2:10.956
72	4.059	2:22.068	11	2.888	2:10.361	11	10.202	2:16.852	88	13.634	2:12.874	11	16.756	2:12.241
9	4.366	2:22.375	9	3.843	2:10.213	99	10.624	2:18.183	99	13.650	2:12.184	99	16.790	2:11.712
78	4.603	2:22.612	78	4.505	2:10.638	72	17.840	2:24.787	72	19.305	2:10.623	72	20.415	2:09.682
67	7.071	2:25.080	67	12.291	2:15.956	67	18.834	2:16.081	67	23.731	2:14.055	67	29.927	2:14.768
58	9.168	2:27.177	58	15.322	2:16.890	58	22.844	2:17.060	17	30.298	2:15.085	14	37.701	2:14.550
17	11.727	2:29.736	17	17.668	2:16.677	17	24.371	2:16.241	25	30.843	2:14.858	17	38.856	2:17.130
14	12.291	2:30.300	14	18.815	2:17.260	25	25.143	2:13.877	14	31.723	2:14.840	25	39.268	2:16.997
45	15.169	2:33.178	25	20.804	2:15.582	14	26.041	2:16.764	58	32.858	2:19.172	58	40.577	2:16.291
40	15.854	2:33.863	40	24.617	2:19.499	45	36.977	2:21.077	45	47.854	2:20.035	45	58.071	2:18.789
25	15.958	2:33.967	45	25.438	2:21.005	22	37.435	2:18.624	22	48.317	2:20.040	22	58.254	2:18.509
22	20.702	2:38.711	22	28.349	2:18.383	40	55.634	2:40.555	40	1:09.773	2:23.297	40	1:23.485	2:22.284

**2CV Parts.com Championship**  
**RACE 2 - LAP CHART**

Lap 6			Lap 7			Lap 8			Lap 9			Lap 10		
No	Behind	Laptime	No	Behind	Laptime	No	Behind	Laptime	No	Behind	Laptime	No	Behind	Laptime
1		2:09.439	1		2:09.568	1		2:09.790	1		2:09.701	30		2:10.172
30	0.611	2:09.636	30	0.400	2:09.357	30	0.384	2:09.774	30	0.341	2:09.658	1	0.669	2:11.182
12	4.976	2:10.084	12	5.996	2:10.588	3	8.308	2:11.439	12	10.100	2:11.299	12	10.252	2:10.665
3	6.900	2:10.029	3	6.659	2:09.327	12	8.502	2:12.296	3	10.737	2:12.130	3	10.349	2:10.125
78	16.214	2:11.334	78	18.091	2:11.445	11	19.536	2:10.189	11	21.294	2:11.459	72	21.732	2:10.529
9	16.907	2:11.297	9	18.834	2:11.495	9	20.091	2:11.047	9	21.644	2:11.254	11	21.952	2:11.171
11	17.431	2:10.114	11	19.137	2:11.274	78	20.338	2:12.037	72	21.716	2:10.592	9	22.391	2:11.260
88	17.472	2:10.893	72	19.539	2:08.823	72	20.825	2:11.076	99	21.836	2:09.956	78	22.490	2:10.717
99	17.822	2:10.471	99	19.818	2:11.564	99	21.581	2:11.553	78	22.286	2:11.649	99	22.937	2:11.614
72	20.284	2:09.308	67	40.030	2:14.507	67	45.235	2:14.995	67	51.593	2:16.059	67	56.858	2:15.778
67	35.091	2:14.603	14	46.597	2:13.528	25	56.362	2:18.238	25	1:00.376	2:13.715	25	1:03.693	2:13.830
14	42.637	2:14.375	17	47.146	2:13.485	58	1:00.274	2:17.749	58	1:09.722	2:19.149	58	1:18.689	2:19.480
17	43.229	2:13.812	25	47.914	2:13.826	17	1:13.122	2:35.766	17	1:29.613	2:26.192	45	1:38.566	2:18.193
25	43.656	2:13.827	58	52.315	2:15.670	14	1:20.768	2:43.961 P	45	1:30.886	2:17.351	17	1:38.808	2:19.708
58	46.213	2:15.075	45	1:15.115	2:17.894	45	1:23.236	2:17.911	22	1:31.603	2:17.361	22	1:39.341	2:18.251
45	1:06.789	2:18.157	22	1:15.996	2:18.323	22	1:23.943	2:17.737	14	1:55.474	2:44.407 P	14	2:06.020	2:21.059
22	1:07.241	2:18.426												
40	1:36.692	2:22.646												

# Pickup Truck Racing Championship

## RACE 3 - CLASSIFICATION - AMENDED

POS	NO	CL	NAME	ENTRY	LAPS	TIME	GAP	DIFF	MPH	BEST	ON
1	22		<b>Nic GRINDROD</b>	Pickup Truck 2000cc	16	26:19.940			81.15	1:37.844	14
2	79		<b>Mark JONES</b>	Pickup Truck 2000cc	16	26:24.190	<b>4.250</b>	4.250	80.93	1:37.044	14
3	16		<b>Steve DANCE</b>	Pickup Truck 2000cc	16	26:30.822	<b>10.882</b>	6.632	80.59	1:38.118	8
4	2		<b>Dave BRIGGS</b>	Pickup Truck 2000cc	16	26:32.927	<b>12.987</b>	2.105	80.49	1:38.443	12
5	63		<b>Phil WHITE</b>	Pickup Truck 2000cc	16	26:33.682	<b>13.742</b>	0.755	80.45	1:38.353	16
6	26		<b>Paul SAUNDERS</b>	Pickup Truck 2000cc	16	26:34.004	<b>14.064</b>	0.322	80.43	1:38.695	3
7	93		<b>Michael SMITH</b>	Pickup Truck 2000cc	16	26:43.697	<b>23.757</b>	9.693	79.95	1:37.589	16
8	43		<b>Greg WOOD</b>	Pickup Truck 2000cc	16	26:45.794	<b>25.854</b>	2.097	79.84	1:38.542	7
9	69		<b>Lee ROGERS</b>	Pickup Truck 2000cc	16	26:47.837	<b>27.897</b>	2.043	79.74	1:39.005	8
10	6		<b>Robert BUTTERFIELD</b>	Pickup Truck 2000cc	16	27:14.682	<b>54.742</b>	26.845	78.43	1:39.072	6
11	54		<b>Gavin SEAGER</b>	Pickup Truck 2000cc	16	27:17.756	<b>57.816</b>	3.074	78.28	1:36.855	7
12	4		<b>Pete STEVENS</b>	Pickup Truck 2000cc	16	27:20.081	<b>1:00.141</b>	2.325	78.17	1:37.899	14
13	3		<b>Julian ARNOLD</b>	Pickup Truck 2000cc	16	27:53.502	<b>1:33.562</b>	33.421	76.61	1:42.279	5
14	98		<b>Anthony HAWKINS</b>	Pickup Truck 2000cc	15	26:42.732	<b>1 lap</b>	1 lap	74.99	1:37.521	15
15	81		<b>Matt ANNIBLE</b>	Pickup Truck 2000cc	15	28:38.785	<b>1 lap</b>	1:56.053	69.93	1:48.743	7
NOT CLASSIFIED											
DNF	5		<b>Mike DOBLE</b>	Pickup Truck 2000cc	13	22:30.433	<b>3 laps</b>	2 laps	77.14	1:38.298	12
DNC	15		<b>Simon CARR</b>	Pickup Truck 2000cc	12	28:28.716	<b>4 laps</b>	1 lap	56.27	1:38.249	3
DNF	7		<b>Tony MUMFORD</b>	Pickup Truck 2000cc	8	13:43.218	<b>8 laps</b>	4 laps	77.87	1:40.423	4
DNF	14		<b>Damien CARR</b>	Pickup Truck 2000cc	5	8:24.727	<b>11 laps</b>	3 laps	79.38	1:37.879	4
FASTEST LAP											
	54		<b>Gavin SEAGER</b>	Pickup Truck 2000cc	7	1:36.855		82.73 mph		133.15 kph	

Weather / Track : Cloudy / Dry

These results are provisional until the conclusion of any judicial and technical matters.

Oulton Park Island  
Circuit Length = 2.2260 miles  
Start: 13:48 End: 14:17

Clerk of Course :

Timekeeper :

# Pickup Truck Racing Championship

## RACE 3 - LAP CHART

Lap 1			Lap 2			Lap 3			Lap 4			Lap 5		
No	Behind	Laptime	No	Behind	Laptime	No	Behind	Laptime	No	Behind	Laptime	No	Behind	Laptime
2		1:42.022	2		1:39.277	2		1:38.939	2		1:39.066	2		1:40.270
63	0.857	1:42.879	63	1.361	1:39.781	63	1.461	1:39.039	22	1.774	1:38.800	22	0.008	1:38.504
26	1.197	1:43.219	22	2.067	1:39.191	26	1.992	1:38.695	63	3.828	1:41.433	16	2.810	1:39.026
43	1.623	1:43.645	26	2.236	1:40.316	22	2.040	1:38.912	16	4.054	1:40.769	63	3.757	1:40.199
22	2.153	1:44.175	16	2.923	1:39.512	16	2.351	1:38.367	26	4.124	1:41.198	15	4.056	1:40.174
79	2.212	1:44.234	4	3.422	1:40.405	4	2.713	1:38.230	15	4.152	1:39.613	26	4.339	1:40.485
4	2.294	1:44.316	43	3.833	1:41.487	15	3.605	1:38.249	4	4.342	1:40.695	43	4.890	1:40.608
16	2.688	1:44.710	5	4.182	1:39.937	43	4.129	1:39.235	43	4.552	1:39.489	14	5.153	1:40.782
5	3.522	1:45.544	15	4.295	1:38.707	14	5.828	1:38.172	14	4.641	1:37.879	79	7.187	1:37.235
93	4.364	1:46.386	93	5.406	1:40.319	69	8.813	1:40.900	79	10.222	1:37.391	69	10.848	1:40.406
69	4.572	1:46.594	98	6.018	1:40.185	79	11.897	1:38.841	69	10.712	1:40.965	6	13.274	1:40.601
15	4.865	1:46.887	14	6.595	1:39.093	6	12.371	1:41.275	6	12.943	1:39.638	98	1 LAP	3:14.029 P
98	5.110	1:47.132	69	6.852	1:41.557	7	13.782	1:42.041	7	15.139	1:40.423	5	16.650	1:39.854
7	6.528	1:48.550	6	10.035	1:41.551	5	16.800	1:51.557	5	17.066	1:39.332	7	17.409	1:42.540
14	6.779	1:48.801	7	10.680	1:43.429	3	17.186	1:43.555	3	20.484	1:42.364	3	22.493	1:42.279
3	7.470	1:49.492	79	11.995	1:49.060	98	21.509	1:54.430 P	93	24.556	1:41.528	93	23.704	1:39.418
6	7.761	1:49.783	3	12.570	1:44.377	93	22.094	1:55.627	81	50.531	1:50.631	4	47.219	2:23.147
81	13.978	1:56.000	81	26.430	1:51.729	81	38.966	1:51.475	54	1:00.405	1:37.341	54	59.005	1:38.870
54	1:03.408	2:45.430	54	1:02.710	1:38.579	54	1:02.130	1:38.359				81	1:01.612	1:51.351

# Pickup Truck Racing Championship

## RACE 3 - LAP CHART

Lap 6			Lap 7			Lap 8			Lap 9			Lap 10		
No	Behind	Laptime	No	Behind	Laptime	No	Behind	Laptime	No	Behind	Laptime	No	Behind	Laptime
22		1:38.525	22		1:38.453	22		1:38.270	22		1:38.181	22		1:38.145
2	0.370	1:38.903	2	0.398	1:38.481	2	1.202	1:39.074	2	1.772	1:38.751	16	3.455	1:38.896
16	2.843	1:38.566	16	2.603	1:38.213	16	2.451	1:38.118	16	2.704	1:38.434	2	3.943	1:40.316
63	4.887	1:39.663	63	5.714	1:39.280	79	6.277	1:38.584	79	6.110	1:38.014	79	5.595	1:37.630
26	5.165	1:39.359	79	5.963	1:38.622	63	6.564	1:39.120	63	7.887	1:39.504	63	8.914	1:39.172
79	5.794	1:37.140	26	6.169	1:39.457	26	6.946	1:39.047	26	8.485	1:39.720	26	9.145	1:38.805
43	6.431	1:40.074	43	6.520	1:38.542	43	7.159	1:38.909	43	8.691	1:39.713	43	9.720	1:39.174
15	11.987	1:46.464	69	13.710	1:39.400	69	14.445	1:39.005	69	15.873	1:39.609	98	1 LAP	1:39.830
69	12.763	1:40.448	6	14.437	1:39.077	98	1 LAP	1:39.453	98	1 LAP	1:38.042	69	18.709	1:40.981
6	13.813	1:39.072	98	1 LAP	1:37.522	5	18.914	1:40.225	5	19.866	1:39.133	5	20.412	1:38.691
98	1 LAP	1:38.311	5	16.959	1:38.710	93	24.699	1:39.433	93	24.473	1:37.955	81	1 LAP	2:04.921
5	16.702	1:38.585	7	22.843	1:41.363	7	28.388	1:43.815	6	32.535	1:41.208	93	24.364	1:38.036
7	19.933	1:41.057	93	23.536	1:37.840	6	29.508	1:53.341	15	1 LAP	2:57.605 P	6	33.923	1:39.533
93	24.149	1:38.978	3	38.744	1:50.051	3	47.057	1:46.583	4	52.834	1:39.315	4	53.637	1:38.948
3	27.146	1:43.186	4	50.946	1:40.374	4	51.700	1:39.024	3	53.413	1:44.537	54	53.762	1:37.600
4	49.025	1:40.339	15	52.915	2:19.381	54	55.492	1:37.675	54	54.307	1:36.996	3	59.841	1:44.573
54	57.685	1:37.213	54	56.087	1:36.855	81	1:34.465	1:50.525						
81	1:11.920	1:48.841	81	1:22.210	1:48.743									

# Pickup Truck Racing Championship

## RACE 3 - LAP CHART

Lap 11			Lap 12			Lap 13			Lap 14			Lap 15		
No	Behind	Laptime	No	Behind	Laptime	No	Behind	Laptime	No	Behind	Laptime	No	Behind	Laptime
22		1:38.074	22		1:38.130	22		1:38.121	22		1:37.844	22		1:38.314
16	4.216	1:38.835	79	5.436	1:37.888	79	5.673	1:38.358	79	4.873	1:37.044	79	4.497	1:37.938
79	5.678	1:38.157	16	5.701	1:39.615	16	6.160	1:38.580	16	6.937	1:38.621	16	8.512	1:39.889
2	5.944	1:40.075	2	6.257	1:38.443	2	9.303	1:41.167	2	10.723	1:39.264	2	11.898	1:39.489
63	9.663	1:38.823	63	10.513	1:38.980	63	11.861	1:39.469	63	12.718	1:38.701	26	13.607	1:38.794
26	9.786	1:38.715	26	10.791	1:39.135	26	12.253	1:39.583	26	13.127	1:38.718	63	13.690	1:39.286
43	10.277	1:38.631	43	11.309	1:39.162	43	12.439	1:39.251	43	13.674	1:39.079	98	1 LAP	1:38.873
98	1 LAP	1:40.050	98	1 LAP	1:38.884	98	1 LAP	1:39.581	98	1 LAP	1:38.889	93	24.469	1:37.775
5	21.105	1:38.767	5	21.273	1:38.298	69	24.284	1:39.501	93	25.008	1:38.125	43	24.854	1:49.494
69	21.326	1:40.691	69	22.904	1:39.708	93	24.727	1:38.998	69	25.839	1:39.399	69	26.808	1:39.283
93	24.218	1:37.928	93	23.850	1:37.762	6	45.738	1:42.497	6	48.862	1:40.968	6	52.125	1:41.577
81	1 LAP	1:53.093	6	41.362	1:41.380	15	3 LAPS	2:58.168 P	54	54.165	1:37.739	15	4 LAPS	3:17.868 P
6	38.112	1:42.263	54	54.264	1:38.050	54	54.270	1:38.127	4	54.693	1:37.899	54	57.215	1:41.364
4	54.144	1:38.581	81	1 LAP	1:54.668	4	54.638	1:37.960	81	1 LAP	1:51.200	4	1:00.345	1:43.966
54	54.344	1:38.656	4	54.799	1:38.785	5	1:04.952	2:21.800 P	3	1:22.128	1:43.778	3	1:27.961	1:44.147
3	1:04.672	1:42.905	3	1:10.120	1:43.578	81	1 LAP	1:52.093				81	1 LAP	1:51.510
15	2 LAPS	3:50.709 P				3	1:16.194	1:44.195						

# Pickup Truck Racing Championship

## RACE 3 - LAP CHART

Lap 16		
No	Behind	Laptime
22		1:38.301
79	4.250	1:38.054
16	10.882	1:40.671
2	12.987	1:39.390
63	13.742	1:38.353
26	14.064	1:38.758
98	1 LAP	1:37.521
93	23.757	1:37.589
43	25.854	1:39.301
69	27.897	1:39.390
6	54.742	1:40.918
54	57.816	1:38.902
4	1:00.141	1:38.097
3	1:33.562	1:43.902
15	4 LAPS	2:54.891
81	1 LAP	2:22.005

# Lancaster Insurance MG Owners Club Championship

## RACE 4 - CLASSIFICATION

POS	NO	CL	NAME	ENTRY	LAPS	TIME	GAP	DIFF	MPH	BEST	ON
1	44	F	Martin WILLS	MG F 1800cc	10	17:51.736			74.77	1:45.932	7
2	11	F	Stuart PLOTNEK	MG MGF VVC 1800 cccc	10	17:52.072	0.336	0.336	74.74	1:45.917	7
3	1	Z	Lee SULLIVAN	MG ZR 1800cc	10	17:53.702	1.966	1.630	74.63	1:45.580	8
4	42	Z	Nick GOLHAR	MG ZR 1800cc	10	17:58.330	6.594	4.628	74.31	1:46.091	7
5	27	F	Peter HIGTON	MG F 1800cc	10	18:00.971	9.235	2.641	74.13	1:46.773	8
6	4	F	Ian EVANS	MG F cc	10	18:07.971	16.235	7.000	73.65	1:46.775	6
7	28	Z	John PERKINS	MG ZR 1800cc	10	18:34.217	42.481	26.246	71.92	1:47.761	2
8	22	Z	Paul R CLACKETT	MG ZS 160 1800 VVCcc	10	18:34.687	42.951	0.470	71.89	1:48.139	5
9	18	A	Malcolm HILL	MG B GT 1860cccc	10	18:36.305	44.569	1.618	71.78	1:49.370	9
10	8	F	Paul WISBEY	MG F VVC cc	10	18:40.944	49.208	4.639	71.48	1:50.548	5
11	2	A	Jim BAYNAM	MG MGB Roadster cc	10	18:42.036	50.300	1.092	71.42	1:50.101	6
12	71	B	Benjamin SHORT	MG Maestro 2000cc	10	18:42.203	50.467	0.167	71.40	1:50.070	6
13	66	B	Paul HAYLETT	MG Montego 2000cc	10	18:57.624	1:05.888	15.421	70.44	1:51.852	10
14	92	A	Philip WATERMAN	MG Midget 1275cc	10	19:11.223	1:19.487	13.599	69.60	1:52.808	7
15	6	B	Chris YATES	MG Maestro 1600cc	10	19:11.575	1:19.839	0.352	69.58	1:52.887	10
16	37	A	John KIMBER	MG B GT 1800cc	10	19:11.899	1:20.163	0.324	69.56	1:52.696	6
17	9	A	Chris FLOOKS	MG MGB GT 1800cc	9	17:59.732	1 lap	1 lap	66.79	1:57.557	4
18	16	A	Paul WILLIAMS	MG B GT cc	9	19:34.250	1 lap	1:34.518	61.41	2:06.009	9

### NOT CLASSIFIED

DNF	53	F	Mark BAKER	MG F 1800cc	6	10:57.843	4 laps	3 laps	73.08	1:46.945	2
DNF	12	A	Paul EALES	MG BGT 1800cc	3	5:45.558	7 laps	3 laps	69.57	1:51.175	2
DNF	21	A	Brendan MURPHY	MG B 1800cc	3	6:08.178	7 laps	22.620	65.29	1:58.030	3
DNF	23	F	Paul James SAVAGE	MG MGF VVC 1800cc	0						
DNF	90	A	Philip CHURCHILL	MG B Roadster 2000cc	0						

### FASTEST LAP

1	Z	Lee SULLIVAN	MG ZR 1800cc	8	1:45.580	75.90 mph	122.15 kph
11	F	Stuart PLOTNEK	MG MGF VVC 1800 cccc	7	1:45.917	75.65 mph	121.76 kph
18	A	Malcolm HILL	MG B GT 1860cccc	9	1:49.370	73.27 mph	117.91 kph
71	B	Benjamin SHORT	MG Maestro 2000cc	6	1:50.070	72.80 mph	117.16 kph

Weather / Track : Cloudy / Dry

These results are provisional until the conclusion of any judicial and technical matters.

Oulton Park Island  
Circuit Length = 2.2260 miles  
Start: 14:34 End: 14:54

Clerk of Course :

Timekeeper :

# Lancaster Insurance MG Owners Club Championship

## RACE 4 - LAP CHART

Lap 1			Lap 2			Lap 3			Lap 4			Lap 5		
No	Behind	Laptime	No	Behind	Laptime	No	Behind	Laptime	No	Behind	Laptime	No	Behind	Laptime
44		1:53.775	44		1:46.478	44		1:46.865	44		1:45.967	44		1:46.200
11	0.337	1:54.112	11	0.605	1:46.746	11	0.445	1:46.705	11	0.823	1:46.345	11	0.750	1:46.127
1	0.618	1:54.393	1	0.960	1:46.820	1	0.764	1:46.669	1	1.169	1:46.372	1	1.047	1:46.078
27	1.216	1:54.991	27	1.781	1:47.043	27	2.660	1:47.744	42	4.759	1:47.392	42	5.653	1:47.094
53	2.004	1:55.779	53	2.471	1:46.945	42	3.334	1:46.993	27	5.204	1:48.511	27	6.716	1:47.712
42	2.665	1:56.440	42	3.206	1:47.019	53	5.015	1:49.409	53	6.220	1:47.172	53	7.292	1:47.272
28	3.246	1:57.021	28	4.529	1:47.761	4	6.958	1:47.956	4	8.972	1:47.981	4	10.580	1:47.808
22	3.787	1:57.562	4	5.867	1:48.240	28	8.030	1:50.366	28	11.243	1:49.180	28	14.274	1:49.231
4	4.105	1:57.880	22	7.725	1:50.416	22	9.629	1:48.769	22	13.051	1:49.389	22	14.990	1:48.139
8	6.408	2:00.183	18	11.384	1:50.746	18	15.016	1:50.497	18	20.252	1:51.203	18	24.523	1:50.471
18	7.116	2:00.891	8	11.434	1:51.504	8	16.657	1:52.088	8	21.597	1:50.907	8	25.945	1:50.548
71	7.749	2:01.524	71	11.996	1:50.725	71	17.674	1:52.543	71	22.278	1:50.571	71	26.675	1:50.597
2	7.937	2:01.712	12	12.775	1:51.175	2	17.922	1:51.463	2	23.486	1:51.531	2	27.835	1:50.549
12	8.078	2:01.853	2	13.324	1:51.865	12	18.440	1:52.530	66	28.142	1:52.291	66	34.396	1:52.454
66	9.951	2:03.726	66	16.477	1:53.004	66	21.818	1:52.206	92	38.492	1:54.411	92	46.047	1:53.755
92	13.866	2:07.641	92	22.617	1:55.229	92	30.048	1:54.296	6	39.103	1:53.998	6	46.617	1:53.714
37	14.226	2:08.001	37	22.904	1:55.156	37	30.187	1:54.148	37	39.332	1:55.112	37	47.127	1:53.995
6	14.982	2:08.757	6	23.759	1:55.255	6	31.072	1:54.178	9	53.486	1:57.557	9	1:05.343	1:58.057
21	17.420	2:11.195	21	29.895	1:58.953	21	41.060	1:58.030	16	1:28.363	2:07.290			
9	18.057	2:11.832	9	31.033	1:59.454	9	41.896	1:57.728						
16	22.965	2:16.740	16	46.206	2:09.719	16	1:07.040	2:07.699						

# Lancaster Insurance MG Owners Club Championship

## RACE 4 - LAP CHART

Lap 6			Lap 7			Lap 8			Lap 9			Lap 10		
No	Behind	Laptime	No	Behind	Laptime	No	Behind	Laptime	No	Behind	Laptime	No	Behind	Laptime
44		1:46.398	44		1:45.932	44		1:46.287	44		1:46.835	44		1:46.999
11	0.690	1:46.338	11	0.675	1:45.917	1	0.402	1:45.580	1	0.201	1:46.634	11	0.336	1:46.762
1	1.062	1:46.413	1	1.109	1:45.979	11	1.130	1:46.742	11	0.573	1:46.278	1	1.966	1:48.764
16	1 LAP	2:09.741	42	6.143	1:46.091	42	6.546	1:46.690	42	6.516	1:46.805	42	6.594	1:47.077
42	5.984	1:46.729	27	8.252	1:46.774	27	8.738	1:46.773	27	8.755	1:46.852	9	1 LAP	2:01.520
27	7.410	1:47.092	4	13.335	1:48.310	4	14.302	1:47.254	4	15.024	1:47.557	27	9.235	1:47.479
4	10.957	1:46.775	28	20.166	1:49.310	28	30.493	1:56.614	28	38.123	1:54.465	4	16.235	1:48.210
53	12.160	1:51.266	22	20.674	1:48.407	22	36.726	2:02.339	22	39.510	1:49.619	28	42.481	1:51.357
28	16.788	1:48.912	16	1 LAP	2:12.178	18	37.480	1:50.659	18	40.015	1:49.370	22	42.951	1:50.440
22	18.199	1:49.607	18	33.108	1:50.355	8	40.968	1:51.572	8	44.866	1:50.733	18	44.569	1:51.553
18	28.685	1:50.560	8	35.683	1:51.440	71	41.437	1:51.327	2	46.092	1:51.309	8	49.208	1:51.341
8	30.175	1:50.628	71	36.397	1:51.982	2	41.618	1:51.192	71	46.411	1:51.809	2	50.300	1:51.207
71	30.347	1:50.070	2	36.713	1:51.107	66	55.929	1:54.509	66	1:01.035	1:51.941	71	50.467	1:51.055
2	31.538	1:50.101	66	47.707	1:52.533	16	1 LAP	2:13.170	92	1:13.374	1:53.177	66	1:05.888	1:51.852
66	41.106	1:53.108	92	59.616	1:52.808	92	1:07.032	1:53.703	6	1:13.951	1:53.410	92	1:19.487	1:53.112
92	52.740	1:53.091	6	1:00.449	1:53.186	6	1:07.376	1:53.214	37	1:14.051	1:53.354	6	1:19.839	1:52.887
6	53.195	1:52.976	37	1:00.752	1:53.259	37	1:07.532	1:53.067	16	1 LAP	2:11.704	37	1:20.163	1:53.111
37	53.425	1:52.696	9	1:28.316	1:57.626	9	1:40.310	1:58.281				16	1 LAP	2:06.009
9	1:16.622	1:57.677												

# Legends Cars Championship

## RACE 5 - LAP CHART

Lap 1			Lap 2			Lap 3			Lap 4			Lap 5		
No	Behind	Laptime	No	Behind	Laptime	No	Behind	Laptime	No	Behind	Laptime	No	Behind	Laptime
2		1:43.517	2		1:41.383	2		1:41.564	2		1:41.385	2		1:41.463
11	1.365	1:44.882	12	3.320	1:42.339	19	5.539	1:43.066	19	8.105	1:43.951	19	10.955	1:44.313
8	1.435	1:44.952	11	3.392	1:43.410	11	5.963	1:44.135	11	8.164	1:43.586	11	11.059	1:44.358
19	1.940	1:45.457	19	4.037	1:43.480	8	6.220	1:43.526	24	9.026	1:43.959	8	11.564	1:43.936
12	2.364	1:45.881	8	4.258	1:44.206	24	6.452	1:42.889	8	9.091	1:44.256	24	11.759	1:44.196
24	3.887	1:47.404	24	5.127	1:42.623	7	13.156	1:43.004	7	14.882	1:43.111	7	16.694	1:43.275
55	6.251	1:49.768	16	8.557	1:43.582	55	18.725	1:47.537	55	25.265	1:47.925	55	30.655	1:46.853
16	6.358	1:49.875	3	8.781	1:43.201	77	22.144	1:46.535	77	26.923	1:46.164	69	30.697	1:45.094
3	6.963	1:50.480	7	11.716	1:42.997	72	23.233	1:48.403	69	27.066	1:45.110	77	31.567	1:46.107
66	8.979	1:52.496	55	12.752	1:47.884	69	23.341	1:47.390	72	28.276	1:46.428	72	33.113	1:46.300
7	10.102	1:53.619	72	16.394	1:46.673	99	24.656	1:48.798	99	31.231	1:47.960	99	38.907	1:49.139
99	10.210	1:53.727	77	17.173	1:46.976	43	25.331	1:48.111	43	32.378	1:48.432	43	40.077	1:49.162
72	11.104	1:54.621	99	17.422	1:48.595	76	35.248	1:51.494	4	42.252	1:46.742	4	49.650	1:48.861
77	11.580	1:55.097	69	17.515	1:45.983	66	36.728	1:49.182	76	44.221	1:50.358	76	51.851	1:49.093
43	12.380	1:55.897	43	18.784	1:47.787	4	36.895	1:47.101	66	45.021	1:49.678	66	52.915	1:49.357
69	12.915	1:56.432	76	25.318	1:51.076	17	38.718	1:52.496	17	1:04.071	2:06.738	17	1:17.491	1:54.883
17	13.947	1:57.464	17	27.786	1:55.222									
76	15.625	1:59.142	66	29.110	2:01.514									
59	19.360	2:02.877	4	31.358	1:49.210									
4	23.531	2:07.048												
1	43.300	2:26.817 P												

# Legends Cars Championship

## RACE 5 - LAP CHART

Lap 6		
No	Behind	Laptime
2		1:42.989
19	12.496	1:44.530
11	12.556	1:44.486
8	12.854	1:44.279
7	17.706	1:44.001
69	32.959	1:45.251
55	33.090	1:45.424
77	34.164	1:45.586
99	45.774	1:49.856
72	46.809	1:56.685
43	47.008	1:49.920
4	56.520	1:49.859
76	58.731	1:49.869
66	58.834	1:48.908
17	1:28.345	1:53.843

# Legends Cars Championship

## RACE 5 - CLASSIFICATION

POS	NO	CL	NAME	ENTRY	LAPS	TIME	GAP	DIFF	MPH	BEST	ON
1	2		<b>Lee FITZPATRICK</b>	Legend 34 Ford Coupe 1250cc	6	10:12.301			78.52	1:41.383	2
2	19		<b>Lawrence DAVEY</b>	Legend Ford Coupe 1250cc	6	10:24.797	<b>12.496</b>	12.496	76.95	1:43.066	3
3	11		<b>Simon BELCHER</b>	Legend 1934 Ford Coupe 1200cccc	6	10:24.857	<b>12.556</b>	0.060	76.94	1:43.410	2
4	8		<b>Neil BRACE</b>	Legend 34 Ford Coupe 1250cc	6	10:25.155	<b>12.854</b>	0.298	76.91	1:43.526	3
5	7		<b>Jamie CLARKE</b>	Legend	6	10:30.007	<b>17.706</b>	4.852	76.31	1:42.997	2
6	69		<b>Gerard MCCOSH</b>	Legend 34 Ford Coupe 1250 cccc	6	10:45.260	<b>32.959</b>	15.253	74.51	1:45.094	5
7	55		<b>Ben POWER</b>	Legend Ford Coupe 1250cc	6	10:45.391	<b>33.090</b>	0.131	74.49	1:45.424	6
8	77		<b>Robin WEBB</b>	Legend Chevy Sedan 1250cc	6	10:46.465	<b>34.164</b>	1.074	74.37	1:45.586	6
9	99		<b>Brian COOKE</b>	Legend Ford 1200cccc	6	10:58.075	<b>45.774</b>	11.610	73.06	1:47.960	4
10	72		<b>Glenn BURTENSHAW</b>	Legend 34 Ford Coupe 1250cc	6	10:59.110	<b>46.809</b>	1.035	72.94	1:46.300	5
11	43		<b>Mick MERCER</b>	Legend 37 Ford Sedan 1250cc	6	10:59.309	<b>47.008</b>	0.199	72.92	1:47.787	2
12	4		<b>Darren GAULTON</b>	Legend Ford Coupe 1250cc	6	11:08.821	<b>56.520</b>	9.512	71.89	1:46.742	4
13	76		<b>David VERNON</b>	Legend 1934 Coupe 1250cc	6	11:11.032	<b>58.731</b>	2.211	71.65	1:49.093	5
14	66		<b>Stephen WHITELEGG</b>	Legend 1934 Ford Sedan 1200cccc	6	11:11.135	<b>58.834</b>	0.103	71.64	1:48.908	6
15	17		<b>John HILBERY</b>	Legend Ford 1200cc	6	11:40.646	<b>1:28.345</b>	29.511	68.62	1:52.496	3
NOT CLASSIFIED											
DNF	24		<b>Matthew PAPE</b>	Legend Ford 34 Coupe 1200cc	5	8:41.071	<b>1 lap</b>	1 lap	76.89	1:42.623	2
DNF	12		<b>Stephen TREHERNE</b>	Legend Ford 1200cc	2	3:28.220	<b>4 laps</b>	3 laps	76.97	1:42.339	2
DNF	16		<b>Richard POCKLINGTON</b>	Legend Ford Coupe 34 1250cccc	2	3:33.457	<b>4 laps</b>	5.237	75.08	1:43.582	2
DNF	3		<b>Ross MARSHALL</b>	Legend 34 Ford Coupe 1250cc	2	3:33.681	<b>4 laps</b>	0.224	75.00	1:43.201	2
DNF	59		<b>Paul MANSELL</b>	Legend 1934 ford coupe 1250cccc	1	2:02.877	<b>5 laps</b>	1 lap	65.21	2:02.877	1
DNF	1		<b>John Jon HIGGINS</b>	Legend 34 Ford Coupe 1250cc	1	2:26.817	<b>5 laps</b>	23.940	54.58		
DNF	32		<b>Peter MORTON</b>	Legend Chevy Coupe	0						
FASTEST LAP											
	2		<b>Lee FITZPATRICK</b>	Legend 34 Ford Coupe 1250cc	2	1:41.383			79.04 mph	127.20 kph	

Weather / Track : Cloudy / Dry

These results are provisional until the conclusion of any judicial and technical matters.

Oulton Park Island  
Circuit Length = 2.2260 miles  
Start: 15:05 End: 15:16

Clerk of Course :

Timekeeper :

# Performance & Economy Chip Tuning Sports Saloon Championship

## RACE 6 - CLASSIFICATION

POS	NO	CL	NAME	ENTRY	LAPS	TIME	GAP	DIFF	MPH	BEST	ON
1	10	B	<b>Alistair CHALMERS</b>	Caterham CSR 2300cc	13	19:55.415			87.14	1:30.993	8
2	93	C	<b>Robert SPENCER</b>	Stuart Taylor Locosaki 1200cc	13	20:08.175	<b>12.760</b>	12.760	86.22	1:30.995	8
3	3	C	<b>Chris MARIES</b>	MK Indy Busa RR 1340cc	13	20:36.610	<b>41.195</b>	28.435	84.24	1:33.425	13
4	96	C	<b>Chris ALLANSON</b>	Zcars Mini 1300cc	13	20:36.631	<b>41.216</b>	0.021	84.24	1:32.548	11
5	92	A	<b>Jan VAN NIEROP</b>	Audi 80 2000cc	13	20:52.293	<b>56.878</b>	15.662	83.18	1:32.522	7
6	95	C	<b>Paul WOOLFITT</b>	Zcars Mini 1300cc	13	21:02.140	<b>1:06.725</b>	9.847	82.53	1:35.454	7
7	58	A	<b>Darren SMITH</b>	TVR Tuscan 4500cc	13	21:22.318	<b>1:26.903</b>	20.178	81.24	1:32.088	12
8	38	B	<b>Kevin CRYER</b>	Caterham Seven 2000cc	13	21:24.538	<b>1:29.123</b>	2.220	81.10	1:35.595	12
9	78	D	<b>Simon PARKER</b>	Vauxhall Vectra 3200cc	12	19:56.611	<b>1 lap</b>	1 lap	80.36	1:36.927	9
10	56	D	<b>Duncan AUKLAND</b>	Rover 3500se 4200cc	12	19:59.347	<b>1 lap</b>	2.736	80.17	1:37.742	10
11	39	B	<b>John MORRIS</b>	Peugeot 206 2000cc	12	20:17.155	<b>1 lap</b>	17.808	79.00	1:36.791	3
12	52	D	<b>Andy ROBEY</b>	BMW M3 3000cc	12	20:20.845	<b>1 lap</b>	3.690	78.76	1:37.080	4
13	12	A	<b>Graham BRINDLEY</b>	Ford RS2000 MK2 1998cc	12	20:29.588	<b>1 lap</b>	8.743	78.20	1:38.977	11
14	48	D	<b>Tom ANDREW</b>	Seat Leon Cupra 1800tcc	12	20:30.054	<b>1 lap</b>	0.466	78.17	1:39.112	11
15	59	D	<b>Mike HURST</b>	Vauxhall Vectra 3200cc	12	20:44.267	<b>1 lap</b>	14.213	77.28	1:39.641	9
16	24	D	<b>Ralph UNDERWOOD</b>	Triumph TR7 V8 4600cc	12	21:21.330	<b>1 lap</b>	37.063	75.04	1:42.205	11
17	25	D	<b>Bob CLAXTON</b>	Renault 21 Turbo 2000cc	12	21:34.840	<b>1 lap</b>	13.510	74.26	1:44.488	10
18	40	B	<b>Dave MARIES</b>	Westfield SE1 1800cc	11	20:11.468	<b>2 laps</b>	1 lap	72.76	1:46.711	11
19	6	F	<b>Phil HALL</b>	Banks Europa 1598cc	11	20:56.448	<b>2 laps</b>	44.980	70.15	1:48.577	9
20	84	E	<b>Daren SCHOLES</b>	Volkswagen Golf 1800cc	11	21:33.751	<b>2 laps</b>	37.303	68.13	1:53.448	10

### NOT CLASSIFIED

DNF	90	C	<b>Danny KEENAN</b>	MK Indy 1340cc	10	16:47.050	<b>3 laps</b>	1 lap	79.57	1:35.539	7
DNF	55	B	<b>Peter WANN</b>	Westfield SE1 1800cc	6	10:39.124	<b>7 laps</b>	4 laps	75.23	1:42.367	4
DNF	1	D	<b>Paul DOBSON</b>	Mazda RX7 2600cc	1	1:38.542	<b>12 laps</b>	5 laps	81.32	1:38.542	1
DNF	74	A	<b>Adam MORGAN</b>	Ginetta G50 3500cc	1	1:39.802	<b>12 laps</b>	1.260	80.29	1:39.802	1

### FASTEST LAP

10	B	<b>Alistair CHALMERS</b>	Caterham CSR 2300cc	8	1:30.993	88.06 mph	141.73 kph
93	C	<b>Robert SPENCER</b>	Stuart Taylor Locosaki 1200cc	8	1:30.995	88.06 mph	141.72 kph
58	A	<b>Darren SMITH</b>	TVR Tuscan 4500cc	12	1:32.088	87.02 mph	140.04 kph
78	D	<b>Simon PARKER</b>	Vauxhall Vectra 3200cc	9	1:36.927	82.67 mph	133.05 kph
6	F	<b>Phil HALL</b>	Banks Europa 1598cc	9	1:48.577	73.80 mph	118.77 kph
84	E	<b>Daren SCHOLES</b>	Volkswagen Golf 1800cc	10	1:53.448	70.63 mph	113.67 kph

Weather / Track : Cloudy / Dry

These results are provisional until the conclusion of any judicial and technical matters.

Oulton Park Island  
Circuit Length = 2.2260 miles  
Start: 16:03 End: 16:25

Clerk of Course :	Timekeeper :
-------------------	--------------

# Performance & Economy Chip Tuning Sports Saloon Championship

## RACE 6 - LAP CHART

Lap 1			Lap 2			Lap 3			Lap 4			Lap 5		
No	Behind	Laptime	No	Behind	Laptime	No	Behind	Laptime	No	Behind	Laptime	No	Behind	Laptime
93		1:36.308	10		1:31.789	10		1:31.924	10		1:32.443	10		1:32.163
10	0.377	1:36.685	93	0.785	1:32.951	93	2.102	1:33.241	93	1.312	1:31.653	93	0.627	1:31.478
1	2.234	1:38.542	3	9.370	1:36.714	3	13.353	1:35.907	3	15.500	1:34.590	3	18.277	1:34.940
96	2.641	1:38.949	90	10.410	1:35.727	90	14.427	1:35.941	90	18.423	1:36.439	6	1 LAP	1:52.070
92	3.214	1:39.522	95	11.807	1:36.935	95	15.546	1:35.663	95	18.561	1:35.458	95	22.164	1:35.766
74	3.494	1:39.802	96	13.235	1:42.760	96	16.812	1:35.501	96	18.686	1:34.317	84	1 LAP	1:57.118
3	4.822	1:41.130	56	21.067	1:41.662	92	28.489	1:38.751	92	29.452	1:33.406	96	22.322	1:35.799
90	6.849	1:43.157	92	21.662	1:50.614	78	30.445	1:38.703	78	35.393	1:37.391	90	22.733	1:36.473
95	7.038	1:43.346	78	23.666	1:42.163	56	30.827	1:41.684	56	37.827	1:39.443	92	30.322	1:33.033
56	11.571	1:47.879	38	26.262	1:46.221	38	33.219	1:38.881	38	39.069	1:38.293	78	42.522	1:39.292
38	12.207	1:48.515	39	29.871	1:40.508	39	34.738	1:36.791	39	39.577	1:37.282	39	44.504	1:37.090
78	13.669	1:49.977	48	30.820	1:47.214	58	35.488	1:35.023	58	39.630	1:36.585	58	45.577	1:38.110
48	15.772	1:52.080	12	32.283	1:45.121	48	40.898	1:42.002	52	46.962	1:37.080	56	45.615	1:39.951
12	19.328	1:55.636	58	32.389	1:38.599	52	42.325	1:39.223	48	48.986	1:40.531	38	46.745	1:39.839
55	20.533	1:56.841	52	35.026	1:42.373	12	43.194	1:42.835	12	51.346	1:40.595	52	53.485	1:38.686
39	21.529	1:57.837	55	37.046	1:48.679	55	50.145	1:45.023	55	1:00.069	1:42.367	48	57.092	1:40.269
24	23.446	1:59.754	24	41.256	1:49.976	59	56.356	1:42.403	59	1:03.958	1:40.045	12	59.519	1:40.336
52	24.819	2:01.127	59	45.877	1:47.389	24	57.453	1:48.121	24	1:09.985	1:44.975	55	1:10.570	1:42.664
58	25.956	2:02.264	40	47.472	1:53.650	25	1:04.349	1:48.451	25	1:17.112	1:45.206	59	1:11.621	1:39.826
40	25.988	2:02.296	25	47.822	1:51.703	40	1:05.146	1:49.598	40	1:21.699	1:48.996	24	1:22.377	1:44.555
25	28.285	2:04.593	84	1:02.945	2:00.333	84	1:29.653	1:58.632				25	1:30.978	1:46.029
59	30.654	2:06.962	6	1:12.175	1:52.382	6	1:32.307	1:52.056						
84	34.778	2:11.086												
6	51.959	2:28.267												

# Performance & Economy Chip Tuning Sports Saloon Championship

## RACE 6 - LAP CHART

Lap 6			Lap 7			Lap 8			Lap 9			Lap 10		
No	Behind	Laptime	No	Behind	Laptime	No	Behind	Laptime	No	Behind	Laptime	No	Behind	Laptime
10		1:31.078	10		1:31.269	10		1:30.993	10		1:31.155	10		1:32.070
93	0.998	1:31.449	93	1.703	1:31.974	93	1.705	1:30.995	93	2.112	1:31.562	39	1 LAP	1:37.534
40	1 LAP	1:47.917	24	1 LAP	1:47.479	59	1 LAP	1:43.406	84	2 LAPS	1:57.049	93	4.591	1:34.549
3	21.693	1:34.494	25	1 LAP	1:45.365	24	1 LAP	1:48.028	59	1 LAP	1:40.999	12	1 LAP	1:41.524
96	25.988	1:34.744	40	1 LAP	1:47.698	25	1 LAP	1:44.911	3	32.163	1:35.237	6	2 LAPS	1:49.902
95	27.538	1:36.452	3	24.471	1:34.047	3	28.081	1:34.603	96	35.470	1:33.983	48	1 LAP	1:39.763
90	28.558	1:36.903	96	27.981	1:33.262	96	32.642	1:35.654	24	1 LAP	1:45.374	59	1 LAP	1:39.641
92	32.093	1:32.849	95	31.723	1:35.454	95	38.322	1:37.592	25	1 LAP	1:45.751	84	2 LAPS	1:54.696
6	1 LAP	1:51.569	90	32.828	1:35.539	90	38.556	1:36.721	95	43.331	1:36.164	3	34.366	1:34.273
84	1 LAP	1:55.777	92	33.346	1:32.522	92	38.586	1:36.233	90	43.791	1:36.390	96	36.696	1:33.296
78	52.019	1:40.575	38	59.133	1:37.318	40	1 LAP	1:48.389	92	44.001	1:36.570	95	48.443	1:37.182
38	53.084	1:37.417	78	59.635	1:38.885	38	1:05.566	1:37.426	40	1 LAP	1:47.102	92	50.522	1:38.591
56	53.633	1:39.096	56	1:01.261	1:38.897	78	1:06.763	1:38.121	38	1:10.807	1:36.396	24	1 LAP	1:44.892
52	1:01.278	1:38.871	6	1 LAP	1:52.307	56	1:08.044	1:37.776	78	1:12.535	1:36.927	25	1 LAP	1:48.452
58	1:04.104	1:49.605	52	1:09.254	1:39.245	52	1:16.779	1:38.518	56	1:15.132	1:38.243	40	1 LAP	1:50.137
48	1:07.463	1:41.449	84	1 LAP	1:54.278	58	1:18.658	1:36.069	58	1:21.809	1:34.306	38	1:15.622	1:36.885
12	1:07.836	1:39.395	58	1:13.582	1:40.747	6	1 LAP	1:50.382	52	1:23.325	1:37.701	78	1:19.065	1:38.600
39	1:12.810	1:59.384	48	1:16.910	1:40.716	39	1:26.586	1:38.337				56	1:20.804	1:37.742
59	1:21.666	1:41.123	12	1:17.747	1:41.180	12	1:27.727	1:40.973				58	1:22.395	1:32.656
55	1:23.042	1:43.550	39	1:19.242	1:37.701	48	1:31.092	1:45.175				90	1:25.481	2:13.760 P

# Performance & Economy Chip Tuning Sports Saloon Championship

## RACE 6 - LAP CHART

Lap 11			Lap 12			Lap 13		
No	Behind	Laptime	No	Behind	Laptime	No	Behind	Laptime
10		1:31.251	10		1:31.138	10		1:31.457
52	1 LAP	1:41.641	40	2 LAPS	1:48.974	78	1 LAP	1:38.507
93	5.658	1:32.318	93	7.606	1:33.086	56	1 LAP	1:38.692
39	1 LAP	1:36.836	39	1 LAP	1:37.634	93	12.760	1:36.611
12	1 LAP	1:42.778	52	1 LAP	1:44.028	40	2 LAPS	1:46.711
48	1 LAP	1:41.932	12	1 LAP	1:38.977	39	1 LAP	1:40.221
6	2 LAPS	1:48.577	48	1 LAP	1:39.112	52	1 LAP	1:42.352
59	1 LAP	1:41.599	3	39.227	1:33.570	12	1 LAP	1:40.238
3	36.795	1:33.680	96	40.088	1:33.233	48	1 LAP	1:39.811
96	37.993	1:32.548	59	1 LAP	1:41.215	3	41.195	1:33.425
92	52.280	1:33.009	6	2 LAPS	1:50.120	96	41.216	1:32.585
84	2 LAPS	1:56.307	92	53.682	1:32.540	59	1 LAP	1:39.659
95	53.778	1:36.586	95	1:00.120	1:37.480	92	56.878	1:34.653
24	1 LAP	1:43.152	24	1 LAP	1:42.205	6	2 LAPS	1:48.816
25	1 LAP	1:44.488	84	2 LAPS	1:53.448	95	1:06.725	1:38.062
38	1:20.319	1:35.948	38	1:24.776	1:35.595	24	1 LAP	1:42.819
58	1:24.110	1:32.966	58	1:25.060	1:32.088	58	1:26.903	1:33.300
78	1:25.284	1:37.470	25	1 LAP	1:44.979	38	1:29.123	1:35.804
56	1:27.835	1:38.282				84	2 LAPS	1:55.027
						25	1 LAP	1:44.912

# Pickup Truck Racing Championship

## RACE 7 - CLASSIFICATION

POS	NO	CL	NAME	ENTRY	LAPS	TIME	GAP	DIFF	MPH	BEST	ON
1	93		Michael SMITH	Pickup Truck 2000cc	19	34:07.158			74.37	1:37.246	8
2	26		Paul SAUNDERS	Pickup Truck 2000cc	19	34:08.405	1.247	1.247	74.33	1:37.134	8
3	79		Mark JONES	Pickup Truck 2000cc	19	34:11.673	4.515	3.268	74.21	1:36.949	2
4	16		Steve DANCE	Pickup Truck 2000cc	19	34:13.037	5.879	1.364	74.16	1:37.175	13
5	98		Anthony HAWKINS	Pickup Truck 2000cc	19	34:13.306	6.148	0.269	74.15	1:36.791	18
6	63		Phil WHITE	Pickup Truck 2000cc	19	34:15.079	7.921	1.773	74.08	1:37.597	16
7	4		Pete STEVENS	Pickup Truck 2000cc	19	34:16.698	9.540	1.619	74.03	1:37.169	10
8	69		Lee ROGERS	Pickup Truck 2000cc	19	34:16.962	9.804	0.264	74.02	1:37.739	14
9	14		Damien CARR	Pickup Truck 2000cc	19	34:19.413	12.255	2.451	73.93	1:37.200	11
10	5		Mike DOBLE	Pickup Truck 2000cc	19	34:22.344	15.186	2.931	73.82	1:37.405	10
11	2		Dave BRIGGS	Pickup Truck 2000cc	19	34:28.139	20.981	5.795	73.62	1:37.103	9
12	6		Robert BUTTERFIELD	Pickup Truck 2000cc	19	34:36.064	28.906	7.925	73.33	1:38.864	15
13	3		Julian ARNOLD	Pickup Truck 2000cc	19	35:12.206	1:05.048	36.142	72.08	1:39.423	10
14	15		Simon CARR	Pickup Truck 2000cc	19	35:32.746	1:25.588	20.540	71.39	1:37.148	2
15	81		Matt ANNIBLE	Pickup Truck 2000cc	18	35:01.948	1 lap	1 lap	68.62	1:46.889	7
NOT CLASSIFIED											
DNF	43		Greg WOOD	Pickup Truck 2000cc	16	29:39.372	3 laps	2 laps	72.05	1:38.925	15
DNF	22		Nic GRINDROD	Pickup Truck 2000cc	2	3:19.495	17 laps	14 laps	80.33	1:38.058	2
DNF	54		Gavin SEAGER	Pickup Truck 2000cc	2	3:19.605	17 laps	0.110	80.29	1:37.724	2
FASTEST LAP											
	98		Anthony HAWKINS	Pickup Truck 2000cc	18	1:36.791		82.79 mph		133.24 kph	

Weather / Track : Cloudy / Dry

These results are provisional until the conclusion of any judicial and technical matters.

Oulton Park Island  
Circuit Length = 2.2260 miles  
Start: 16:38 End: 17:14

Clerk of Course :		Timekeeper :
-------------------	--	--------------

# Pickup Truck Racing Championship

## RACE 7 - LAP CHART

Lap 1			Lap 2			Lap 3			Lap 4			Lap 5		
No	Behind	Laptime	No	Behind	Laptime	No	Behind	Laptime	No	Behind	Laptime	No	Behind	Laptime
93		1:39.695	93		1:38.033	93		1:37.707	93		2:34.674	93		2:57.836
26	0.441	1:40.136	26	0.189	1:37.781	26	0.197	1:37.715	26	1.281	2:35.758	26	1.215	2:57.770
16	1.060	1:40.755	16	0.867	1:37.840	16	0.846	1:37.686	16	2.013	2:35.841	16	1.866	2:57.689
22	1.742	1:41.437	22	1.767	1:38.058	79	4.065	1:38.660	79	2.596	2:33.205	79	2.288	2:57.528
2	2.068	1:41.763	54	1.877	1:37.724	69	4.437	1:39.345	69	3.076	2:33.313	69	2.704	2:57.464
54	2.186	1:41.881	69	2.799	1:38.345	63	5.923	1:38.677	63	3.854	2:32.605	63	3.338	2:57.320
69	2.487	1:42.182	79	3.112	1:36.949	15	6.343	1:37.692	15	5.038	2:33.369	15	4.299	2:57.097
79	4.196	1:43.891	63	4.953	1:38.250	14	6.805	1:38.644	14	6.060	2:33.929	14	5.436	2:57.212
63	4.736	1:44.431	14	5.868	1:38.594	98	7.444	1:38.542	98	6.754	2:33.984	98	6.031	2:57.113
14	5.307	1:45.002	15	6.358	1:37.148	5	10.449	1:38.571	5	7.908	2:32.133	5	6.947	2:56.875
98	5.570	1:45.265	98	6.609	1:39.072	4	10.648	1:38.563	4	8.726	2:32.752	4	7.385	2:56.495
15	7.243	1:46.938	5	9.585	1:38.898	6	15.910	1:41.539	6	9.736	2:28.500	6	8.343	2:56.443
6	8.635	1:48.330	4	9.792	1:38.015	3	17.666	1:42.300	3	10.207	2:27.215	3	8.733	2:56.362
5	8.720	1:48.415	6	12.078	1:41.476	2	29.402	1:44.528	2	10.913	2:16.185	2	10.017	2:56.940
3	9.196	1:48.891	3	13.073	1:41.910	43	31.485	1:48.776 P	81	11.697	2:01.204	81	11.306	2:57.445
4	9.810	1:49.505	43	20.416	1:43.903	81	45.167	1:52.694	43	1:24.155	3:27.344 P	43	12.045	1:45.726
43	14.546	1:54.241	2	22.581	1:58.546									
81	19.112	1:58.807	81	30.180	1:49.101									

# Pickup Truck Racing Championship

## RACE 7 - LAP CHART

Lap 6			Lap 7			Lap 8			Lap 9			Lap 10		
No	Behind	Laptime	No	Behind	Laptime	No	Behind	Laptime	No	Behind	Laptime	No	Behind	Laptime
93		2:26.556	93		1:37.982	93		1:37.246	93		1:38.479	93		1:38.222
26	0.467	2:25.808	26	0.300	1:37.815	26	0.188	1:37.134	26	0.200	1:38.491	26	0.223	1:38.245
16	1.107	2:25.797	16	2.127	1:39.002	16	2.561	1:37.680	16	2.098	1:38.016	16	1.800	1:37.924
79	1.530	2:25.798	79	2.888	1:39.340	79	2.976	1:37.334	79	2.632	1:38.135	79	2.097	1:37.687
69	1.949	2:25.801	69	3.909	1:39.942	69	4.978	1:38.315	69	4.502	1:38.003	69	4.341	1:38.061
63	2.253	2:25.471	63	5.695	1:41.424	63	6.052	1:37.603	63	5.511	1:37.938	63	5.104	1:37.815
15	2.445	2:24.702	14	6.214	1:41.234	98	6.509	1:37.286	98	5.893	1:37.863	98	5.374	1:37.703
14	2.962	2:24.082	98	6.469	1:41.107	14	7.120	1:38.152	4	6.671	1:37.508	4	5.618	1:37.169
98	3.344	2:23.869	4	6.905	1:41.030	4	7.642	1:37.983	14	7.093	1:38.452	5	6.582	1:37.405
5	3.617	2:23.226	5	7.194	1:41.559	5	8.038	1:38.090	5	7.399	1:37.840	2	7.753	1:37.523
4	3.857	2:23.028	2	7.819	1:40.093	2	9.828	1:39.255	2	8.452	1:37.103	14	8.259	1:39.388
6	4.157	2:22.370	6	10.268	1:44.093	6	12.866	1:39.844	6	13.276	1:38.889	6	14.161	1:39.107
3	5.377	2:23.200	3	10.701	1:43.306	3	13.942	1:40.487	3	15.418	1:39.955	3	16.619	1:39.423
2	5.708	2:22.247	43	11.051	1:42.023	43	14.340	1:40.535	43	15.752	1:39.891	43	17.255	1:39.725
81	6.772	2:22.022	15	15.058	1:50.595 P	81	26.219	1:47.786	81	38.997	1:51.257	81	50.609	1:49.834
43	7.010	2:21.521	81	15.679	1:46.889	15	1:21.562	2:43.750 P	15	1:20.727	1:37.644	15	1:21.186	1:38.681

# Pickup Truck Racing Championship

## RACE 7 - LAP CHART

Lap 11			Lap 12			Lap 13			Lap 14			Lap 15		
No	Behind	Laptime	No	Behind	Laptime	No	Behind	Laptime	No	Behind	Laptime	No	Behind	Laptime
93		1:38.149	93		1:37.928	26		1:37.580	93		1:37.553	93		1:37.375
26	0.606	1:38.532	26	0.152	1:37.474	93	0.033	1:37.765	16	1.352	1:38.039	16	2.505	1:38.528
16	1.378	1:37.727	16	1.456	1:38.006	16	0.899	1:37.175	26	1.366	1:38.952	26	2.745	1:38.754
79	1.579	1:37.631	79	2.001	1:38.350	79	1.338	1:37.069	79	1.616	1:37.864	79	2.982	1:38.741
63	4.761	1:37.806	63	4.483	1:37.650	63	5.100	1:38.349	63	5.650	1:38.136	81	1 LAP	1:51.631
69	5.086	1:38.894	69	5.297	1:38.139	98	5.327	1:37.604	98	5.889	1:38.148	63	6.715	1:38.440
98	5.496	1:38.271	98	5.455	1:37.887	4	5.669	1:37.544	4	6.041	1:37.958	4	6.715	1:38.049
4	5.872	1:38.403	4	5.857	1:37.913	69	6.354	1:38.789	69	6.507	1:37.739	98	7.104	1:38.590
5	6.361	1:37.928	5	6.457	1:38.024	2	7.038	1:37.811	2	7.247	1:37.795	69	7.555	1:38.423
2	6.818	1:37.214	2	6.959	1:38.069	5	7.661	1:38.936	5	8.112	1:38.037	2	8.198	1:38.326
14	7.310	1:37.200	14	7.583	1:38.201	14	7.976	1:38.125	14	8.604	1:38.214	5	8.507	1:37.770
6	15.309	1:39.297	6	16.462	1:39.081	6	18.841	1:40.111	6	21.279	1:40.024	14	9.285	1:38.056
3	18.278	1:39.808	43	19.847	1:39.133	43	21.412	1:39.297	43	23.656	1:39.830	6	22.768	1:38.864
43	18.642	1:39.536	3	26.003	1:45.653	3	29.148	1:40.877	3	31.944	1:40.382	43	25.206	1:38.925
81	1:02.278	1:49.818	81	1:14.420	1:50.070	15	1:21.634	1:38.220	15	1:22.079	1:38.031	3	39.768	1:45.199
15	1:20.880	1:37.843	15	1:21.146	1:38.194	81	1:27.359	1:50.671				15	1:22.607	1:37.903

**Pickup Truck Racing Championship**  
**RACE 7 - LAP CHART**

Lap 16			Lap 17			Lap 18			Lap 19		
No	Behind	Laptime	No	Behind	Laptime	No	Behind	Laptime	No	Behind	Laptime
93		1:37.675	93		1:37.671	93		1:38.202	93		1:38.410
26	2.889	1:37.819	26	2.717	1:37.499	26	1.658	1:37.143	26	1.247	1:37.999
16	3.515	1:38.685	16	4.223	1:38.379	16	4.592	1:38.571	79	4.515	1:38.314
79	3.696	1:38.389	79	4.707	1:38.682	79	4.611	1:38.106	16	5.879	1:39.697
63	6.637	1:37.597	98	7.559	1:37.758	98	6.148	1:36.791	98	6.148	1:38.410
4	6.899	1:37.859	63	8.076	1:39.110	63	8.328	1:38.454	63	7.921	1:38.003
98	7.472	1:38.043	4	8.677	1:39.449	4	8.844	1:38.369	4	9.540	1:39.106
69	8.494	1:38.614	69	8.982	1:38.159	69	9.204	1:38.424	69	9.804	1:39.010
2	9.353	1:38.830	14	10.453	1:38.087	14	11.830	1:39.579	14	12.255	1:38.835
14	10.037	1:38.427	2	11.131	1:39.449	2	12.099	1:39.170	5	15.186	1:40.942
5	10.305	1:39.473	5	11.572	1:38.938	5	12.654	1:39.284	2	20.981	1:47.292
81	1 LAP	1:54.162	6	26.070	1:39.411	6	27.632	1:39.764	6	28.906	1:39.684
6	24.330	1:39.237	81	1 LAP	1:50.519	81	1 LAP	1:48.472	81	1 LAP	1:49.566
43	26.497	1:38.966	3	47.398	1:41.303	3	49.887	1:40.691	3	1:05.048	1:53.571
3	43.766	1:41.673	15	1:24.460	1:38.509	15	1:24.731	1:38.473	15	1:25.588	1:39.267
15	1:23.622	1:38.690									

## 2CV Parts.com Championship RACE 8 - CLASSIFICATION

POS	NO	CL	NAME	ENTRY	LAPS	TIME	GAP	DIFF	MPH	BEST	ON
1	78		Martin HINDLEY	Citroen 2CV 602cc	12	25:58.221			61.71	2:08.114	9
2	12		BROCKLEBANK / TURNER	Citroen 2CV 602cc	12	25:58.682	0.461	0.461	61.69	2:07.747	9
3	14		THOMPSON / THOMPSON	Citroen 2CV	12	25:58.796	0.575	0.114	61.69	2:07.981	9
4	30		Alec GRAHAM	Citroen 2CV 602cc	12	26:02.140	3.919	3.344	61.55	2:07.959	10
5	72		Matthew HOLLIS	Citroen 2CV 602cc	12	26:02.638	4.417	0.498	61.53	2:07.503	12
6	99		John-Paul WILKINSON	Citroen 2CV	12	26:02.840	4.619	0.202	61.53	2:08.090	10
7	11		Sandro PROIETTI	Citroen 2CV 602cc	12	26:07.248	9.027	4.408	61.35	2:09.059	10
8	88		Anthony ROBINSON	Citroen 2CV	12	26:07.564	9.343	0.316	61.34	2:08.079	7
9	1		Philip MYATT	Citroen 2CV 602cc	12	26:08.708	10.487	1.144	61.30	2:07.977	9
10	25		Trevor WILLIAMS	Citroen 2CV 602cc	12	26:58.909	1:00.688	50.201	59.40	2:12.830	2
11	67		Jonathan TWIDALE	Citroen 2CV 602cc	12	26:59.199	1:00.978	0.290	59.38	2:13.138	2
12	17		Helen DEELEY	Citroen 2CV 602cc	12	27:22.587	1:24.366	23.388	58.54	2:14.412	5
13	22		Mike STOREY	Citroen 2CV	12	27:26.428	1:28.207	3.841	58.40	2:15.366	5
14	58		Simon CROOK	Citroen 2CV 602cc	12	27:48.551	1:50.330	22.123	57.63	2:16.591	2
15	9		PEARSON / GRANT	Citroen 2CV 602cc	12	27:55.879	1:57.658	7.328	57.38	2:16.634	11
16	45		FOX / ASQUITH-FOX	Citroen 2CV 602cc	12	27:56.624	1:58.403	0.745	57.35	2:15.969	12
17	40		Nick ROADS	Citroen 2CV	12	27:57.548	1:59.327	0.924	57.32	2:16.452	12
NOT CLASSIFIED											
DNF	3		COWLING / PANAS	Citroen 2CV 602cc	11	23:54.356	1 lap	1 lap	61.45	2:08.118	10
FASTEST LAP											
	72		Matthew HOLLIS	Citroen 2CV 602cc	12	2:07.503		62.85 mph		101.14 kph	

CAR 1 - 10 SECOND OUT OF POSITION PENALTY

Weather / Track : Cloudy / Dry

These results are provisional until the conclusion of any judicial and technical matters.

Oulton Park Island  
Circuit Length = 2.2260 miles  
Start: 17:32 End: 18:00

Clerk of Course :		Timekeeper :
-------------------	--	--------------

## 2CV Parts.com Championship

### RACE 8 - LAP CHART

Lap 1			Lap 2			Lap 3			Lap 4			Lap 5		
No	Behind	Laptime	No	Behind	Laptime	No	Behind	Laptime	No	Behind	Laptime	No	Behind	Laptime
1		2:17.800	1		2:10.139	1		2:09.541	1		2:09.546	1		2:09.060
12	1.890	2:19.690	12	1.772	2:10.021	12	1.430	2:09.199	12	1.442	2:09.558	12	1.420	2:09.038
14	1.946	2:19.746	11	2.229	2:09.325	11	2.380	2:09.692	99	2.296	2:09.022	78	2.432	2:08.469
99	2.052	2:19.852	99	3.498	2:11.585	99	2.820	2:08.863	11	2.328	2:09.494	14	3.350	2:09.786
3	2.336	2:20.136	14	3.716	2:11.909	14	3.012	2:08.837	14	2.624	2:09.158	11	3.351	2:10.083
11	3.043	2:20.843	3	4.140	2:11.943	3	3.377	2:08.778	3	2.963	2:09.132	3	3.706	2:09.803
78	3.790	2:21.590	78	4.809	2:11.158	78	3.944	2:08.676	78	3.023	2:08.625	99	3.889	2:10.653
88	4.171	2:21.971	72	5.122	2:10.759	30	6.054	2:09.958	30	5.935	2:09.427	30	5.475	2:08.600
30	4.299	2:22.099	30	5.637	2:11.477	72	6.834	2:11.253	72	7.700	2:10.412	72	7.616	2:08.976
72	4.502	2:22.302	88	6.552	2:12.520	88	7.428	2:10.417	88	8.212	2:10.330	88	8.419	2:09.267
25	7.048	2:24.848	25	9.739	2:12.830	25	15.014	2:14.816	67	19.650	2:14.016	67	25.433	2:14.843
67	7.336	2:25.136	67	10.335	2:13.138	67	15.180	2:14.386	25	20.049	2:14.581	25	25.648	2:14.659
22	9.551	2:27.351	22	15.708	2:16.296	17	22.497	2:16.005	17	28.579	2:15.628	17	33.931	2:14.412
17	11.406	2:29.206	17	16.033	2:14.766	22	23.098	2:16.931	22	30.150	2:16.598	22	36.456	2:15.366
58	12.217	2:30.017	58	18.669	2:16.591	58	26.368	2:17.240	58	34.179	2:17.357	58	42.894	2:17.775
9	14.553	2:32.353	9	23.557	2:19.143	9	33.672	2:19.656	9	42.913	2:18.787	9	53.854	2:20.001
40	15.001	2:32.801	40	24.725	2:19.863	40	34.792	2:19.608	40	43.810	2:18.564	40	54.222	2:19.472
45	15.561	2:33.361	45	25.919	2:20.497	45	35.364	2:18.986	45	45.091	2:19.273	45	55.023	2:18.992

CAR 1 - 10 SECOND OUT OF POSITION PENALTY

Weather / Track : Cloudy / Dry

www.tsl-timing.com

Oulton Park Island  
Circuit Length = 2.2260 miles  
Start: 17:32 End: 18:00

**2CV Parts.com Championship**  
**RACE 8 - LAP CHART**

Lap 6			Lap 7			Lap 8			Lap 9			Lap 10		
No	Behind	Laptime	No	Behind	Laptime	No	Behind	Laptime	No	Behind	Laptime	No	Behind	Laptime
1		2:09.394	1		2:09.059	1		2:08.475	1		2:07.977	1		2:08.014
12	0.884	2:08.858	12	0.432	2:08.607	12	0.591	2:08.634	12	0.361	2:07.747	12	0.569	2:08.222
78	1.308	2:08.270	78	0.882	2:08.633	78	0.869	2:08.462	78	1.006	2:08.114	78	1.153	2:08.161
14	2.826	2:08.870	14	1.781	2:08.014	14	1.682	2:08.376	14	1.686	2:07.981	14	1.719	2:08.047
11	4.213	2:10.256	30	4.328	2:08.572	99	5.697	2:09.626	30	6.545	2:08.676	30	6.490	2:07.959
30	4.815	2:08.734	99	4.546	2:08.291	30	5.846	2:09.993	99	6.759	2:09.039	99	6.835	2:08.090
3	5.228	2:10.916	11	4.838	2:09.684	3	6.009	2:09.162	3	6.915	2:08.883	3	7.019	2:08.118
99	5.314	2:10.819	3	5.322	2:09.153	72	6.324	2:08.647	72	7.281	2:08.934	72	8.277	2:09.010
72	6.780	2:08.558	72	6.152	2:08.431	88	6.983	2:08.649	11	8.565	2:09.276	11	9.610	2:09.059
88	7.789	2:08.764	88	6.809	2:08.079	11	7.266	2:10.903	88	9.135	2:10.129	88	11.272	2:10.151
25	29.888	2:13.634	25	34.042	2:13.213	67	40.762	2:15.109	25	47.757	2:14.595	25	52.882	2:13.139
67	30.041	2:14.002	67	34.128	2:13.146	25	41.139	2:15.572	67	48.017	2:15.232	67	53.152	2:13.149
17	40.058	2:15.521	17	46.154	2:15.155	17	52.890	2:15.211	17	1:00.504	2:15.591	17	1:08.424	2:15.934
22	43.317	2:16.255	22	49.862	2:15.604	22	57.265	2:15.878	22	1:05.529	2:16.241	22	1:13.898	2:16.383
58	50.331	2:16.831	58	58.486	2:17.214	58	1:08.511	2:18.500	58	1:19.545	2:19.011	58	1:30.788	2:19.257
9	1:02.936	2:18.476	9	1:11.733	2:17.856	40	1:23.286	2:19.249	9	1:33.137	2:16.987	9	1:42.791	2:17.668
40	1:03.410	2:18.582	40	1:12.512	2:18.161	9	1:24.127	2:20.869	40	1:33.547	2:18.238	40	1:43.946	2:18.413
45	1:06.121	2:20.492	45	1:16.190	2:19.128	45	1:25.441	2:17.726	45	1:34.380	2:16.916	45	1:44.557	2:18.191

CAR 1 - 10 SECOND OUT OF POSITION PENALTY

Weather / Track : Cloudy / Dry

www.tsl-timing.com

Page 2 of 3

Oulton Park Island  
Circuit Length = 2.2260 miles  
Start: 17:32 End: 18:00

Printed - 18.01 Saturday, 20 June 2009

**2CV Parts.com Championship**  
**RACE 8 - LAP CHART**

Lap 11			Lap 12		
No	Behind	Laptime	No	Behind	Laptime
78		2:08.413	78		2:09.650
12	0.399	2:09.396	12	0.461	2:09.712
14	0.879	2:08.726	1	0.487	2:09.100
1	1.037	2:10.603	14	0.575	2:09.346
30	5.219	2:08.295	30	3.919	2:08.350
99	5.571	2:08.302	72	4.417	2:07.503
3	5.785	2:08.332	99	4.619	2:08.698
72	6.564	2:07.853	11	9.027	2:09.209
11	9.468	2:09.424	88	9.343	2:08.481
88	10.512	2:08.806	25	1:00.688	2:13.647
25	56.691	2:13.375	67	1:00.978	2:13.637
67	56.991	2:13.405	17	1:24.366	2:16.839
17	1:17.177	2:18.319	22	1:28.207	2:16.504
22	1:21.353	2:17.021	58	1:50.330	2:19.164
58	1:40.816	2:19.594	9	1:57.658	2:17.449
9	1:49.859	2:16.634	45	1:58.403	2:15.969
45	1:52.084	2:17.093	40	1:59.327	2:16.452
40	1:52.525	2:18.145			

**CAR 1 - 10 SECOND OUT OF POSITION PENALTY**

**Weather / Track : Cloudy / Dry**

[www.tsl-timing.com](http://www.tsl-timing.com)

Oulton Park Island  
 Circuit Length = 2.2260 miles  
 Start: 17:32 End: 18:00

# Legends Cars Championship

## RACE 9 - CLASSIFICATION

POS	NO	CL	NAME	ENTRY	LAPS	TIME	GAP	DIFF	MPH	BEST	ON
1	2		<b>Lee FITZPATRICK</b>	Legend 34 Ford Coupe 1250cc	10	20:51.476			64.03	1:41.498	4
2	1		<b>John Jon HIGGINS</b>	Legend 34 Ford Coupe 1250cc	10	20:53.791	<b>2.315</b>	2.315	63.91	1:42.131	9
3	12		<b>Stephen TREHERNE</b>	Legend Ford 1200cc	10	20:56.082	<b>4.606</b>	2.291	63.79	1:42.087	8
4	19		<b>Lawrence DAVEY</b>	Legend Ford Coupe 1250cc	10	20:56.333	<b>4.857</b>	0.251	63.78	1:42.669	8
5	11		<b>Simon BELCHER</b>	Legend 1934 Ford Coupe 1200cccc	10	20:56.446	<b>4.970</b>	0.113	63.77	1:42.856	9
6	24		<b>Matthew PAPE</b>	Legend Ford 34 Coupe 1200cc	10	20:56.688	<b>5.212</b>	0.242	63.76	1:42.734	10
7	4		<b>Darren GAULTON</b>	Legend Ford Coupe 1250cc	10	21:12.825	<b>21.349</b>	16.137	62.95	1:44.605	9
8	32		<b>Peter MORTON</b>	Legend Chevy Coupe	10	21:13.161	<b>21.685</b>	0.336	62.94	1:44.598	8
9	55		<b>Ben POWER</b>	Legend Ford Coupe 1250cc	10	21:23.088	<b>31.612</b>	9.927	62.45	1:45.768	5
10	66		<b>Stephen WHITELEGG</b>	Legend 1934 Ford Sedan 1200cccc	10	21:35.169	<b>43.693</b>	12.081	61.87	1:47.404	5
11	69		<b>Gerard MCCOSH</b>	Legend 34 Ford Coupe 1250 cccc	10	21:35.201	<b>43.725</b>	0.032	61.87	1:44.953	10
12	77		<b>Robin WEBB</b>	Legend Chevy Sedan 1250cc	10	21:40.145	<b>48.669</b>	4.944	61.63	1:45.988	9
13	43		<b>Mick MERCER</b>	Legend 37 Ford Sedan 1250cc	10	21:49.253	<b>57.777</b>	9.108	61.20	1:48.503	10
14	72		<b>Glenn BURTENSHAW</b>	Legend 34 Ford Coupe 1250cc	10	22:04.598	<b>1:13.122</b>	15.345	60.49	1:47.104	4
15	76		<b>David VERNON</b>	Legend 1934 Coupe 1250cc	10	22:21.463	<b>1:29.987</b>	16.865	59.73	1:50.281	5
16	17		<b>John HILBERY</b>	Legend Ford 1200cc	10	22:22.228	<b>1:30.752</b>	0.765	59.70	1:50.253	10
NOT CLASSIFIED											
DNF	7		<b>Jamie CLARKE</b>	Legend	6	14:40.195	<b>4 laps</b>	4 laps	54.62	1:44.769	5
DNF	99		<b>Brian COOKE</b>	Legend Ford 1200cccc	3	9:20.131	<b>7 laps</b>	3 laps	42.91	2:01.835	1
DNF	8		<b>Neil BRACE</b>	Legend 34 Ford Coupe 1250cc	0						
FASTEST LAP											
	2		<b>Lee FITZPATRICK</b>	Legend 34 Ford Coupe 1250cc	4	1:41.498		78.95 mph		127.06 kph	

CAR 99 - 20 SECOND PENALTY OUT OF POSITION START

Weather / Track : Cloudy / Dry

These results are provisional until the conclusion of any judicial and technical matters.

Oulton Park Island  
Circuit Length = 2.2260 miles  
Start: 18:07 End: 18:29

Clerk of Course :		Timekeeper :
-------------------	--	--------------

# Legends Cars Championship

## RACE 9 - LAP CHART

Lap 1			Lap 2			Lap 3			Lap 4			Lap 5		
No	Behind	Laptime	No	Behind	Laptime	No	Behind	Laptime	No	Behind	Laptime	No	Behind	Laptime
1		1:47.328	1		4:10.697	1		2:52.740	1		1:42.997	1		1:43.612
12	0.281	1:47.609	12	1.283	4:11.699	12	0.504	2:51.961	12	0.072	1:42.565	12	0.067	1:43.607
24	1.554	1:48.882	24	2.204	4:11.347	24	1.310	2:51.846	19	1.393	1:42.984	2	1.067	1:41.791
19	2.935	1:50.263	19	2.849	4:10.611	19	1.406	2:51.297	24	1.559	1:43.246	19	1.129	1:43.348
4	3.971	1:51.299	4	3.740	4:10.466	4	2.474	2:51.474	2	2.888	1:41.498	24	1.589	1:43.642
11	4.288	1:51.616	11	4.438	4:10.847	11	2.673	2:50.975	11	3.437	1:43.761	11	2.839	1:43.014
66	5.093	1:52.421	66	5.178	4:10.782	66	4.306	2:51.868	4	4.157	1:44.680	4	5.437	1:44.892
2	5.861	1:53.189	2	5.517	4:10.353	2	4.387	2:51.610	7	6.859	1:44.793	7	8.016	1:44.769
7	6.327	1:53.655	7	6.757	4:11.127	7	5.063	2:51.046	55	8.386	1:45.830	32	10.308	1:44.702
55	7.521	1:54.849	55	7.881	4:11.057	55	5.553	2:50.412	32	9.218	1:45.929	55	10.542	1:45.768
32	8.265	1:55.593	32	8.764	4:11.196	32	6.286	2:50.262	66	9.846	1:48.537	66	13.638	1:47.404
72	10.149	1:57.477	72	10.017	4:10.565	72	7.457	2:50.180	72	11.564	1:47.104	72	15.738	1:47.786
43	11.892	1:59.220	43	11.468	4:10.273	43	8.826	2:50.098	43	14.802	1:48.973	43	22.654	1:51.464
99	14.507	2:01.835	99	12.635	4:08.825	99	9.366	2:49.471	77	20.895	1:51.486	77	25.452	1:48.169
17	17.989	2:05.317	17	13.464	4:06.172	17	11.649	2:50.925	76	22.378	1:53.434	69	25.818	1:46.607
76	18.469	2:05.797	76	14.352	4:06.580	76	11.941	2:50.329	69	22.823	1:53.161	76	29.047	1:50.281
77	19.570	2:06.898	77	15.649	4:06.776	77	12.406	2:49.497	17	23.938	1:55.286	17	35.036	1:54.710
69	22.880	2:10.208	69	16.829	4:04.646	69	12.659	2:48.570						

CAR 99 - 20 SECOND PENALTY OUT OF POSITION START

Weather / Track : Cloudy / Dry

www.tsl-timing.com

Page 1 of 2

Oulton Park Island  
Circuit Length = 2.2260 miles  
Start: 18:07 End: 18:29

Printed - 18.30 Saturday, 20 June 2009

# Legends Cars Championship

## RACE 9 - LAP CHART

Lap 6			Lap 7			Lap 8			Lap 9			Lap 10		
No	Behind	Laptime	No	Behind	Laptime	No	Behind	Laptime	No	Behind	Laptime	No	Behind	Laptime
12		1:44.628	2		1:43.075	2		1:41.626	2		1:41.991	2		1:42.617
2	0.098	1:43.726	1	0.465	1:43.433	1	1.433	1:42.594	1	1.573	1:42.131	1	2.315	1:43.359
1	0.205	1:44.900	19	1.034	1:43.743	12	1.532	1:42.087	12	1.907	1:42.366	12	4.606	1:45.316
19	0.464	1:44.030	12	1.071	1:44.244	19	2.077	1:42.669	19	3.468	1:43.382	19	4.857	1:44.006
24	1.282	1:44.388	11	1.882	1:43.533	11	3.366	1:43.110	11	4.231	1:42.856	11	4.970	1:43.356
11	1.522	1:43.378	24	1.955	1:43.846	24	3.822	1:43.493	24	5.095	1:43.264	24	5.212	1:42.734
4	7.452	1:46.710	4	11.304	1:47.025	4	15.929	1:46.251	4	18.543	1:44.605	4	21.349	1:45.423
32	10.997	1:45.384	32	13.108	1:45.284	32	16.080	1:44.598	32	18.890	1:44.801	32	21.685	1:45.412
55	12.570	1:46.723	55	16.246	1:46.849	55	21.240	1:46.620	55	26.079	1:46.830	55	31.612	1:48.150
66	17.093	1:48.150	66	23.109	1:49.189	72	30.166	1:48.563	72	37.389	1:49.214	66	43.693	1:48.315
72	18.797	1:47.754	72	23.229	1:47.605	66	31.058	1:49.575	66	37.995	1:48.928	69	43.725	1:44.953
77	29.084	1:48.327	77	32.678	1:46.767	77	37.285	1:46.233	77	41.282	1:45.988	77	48.669	1:50.004
69	29.269	1:48.146	69	32.762	1:46.666	69	37.496	1:46.360	69	41.389	1:45.884	43	57.777	1:48.503
43	29.996	1:52.037	43	36.923	1:50.100	43	44.772	1:49.475	43	51.891	1:49.110	72	1:13.122	2:18.350 P
76	35.888	1:51.536	76	44.019	1:51.304	76	53.351	1:50.958	76	1:19.013	2:07.653	76	1:29.987	1:53.591
7	38.126	2:14.805 P	17	58.320	1:54.560	17	1:09.375	1:52.681	17	1:23.116	1:55.732	17	1:30.752	1:50.253
17	46.933	1:56.592												

CAR 99 - 20 SECOND PENALTY OUT OF POSITION START

Weather / Track : Cloudy / Dry

www.tsl-timing.com

Page 2 of 2

Oulton Park Island  
Circuit Length = 2.2260 miles  
Start: 18:07 End: 18:29

Printed - 18.30 Saturday, 20 June 2009