



SPRING TRUCK FESTIVAL

Brands Hatch Indy

28th & 29th March 2009



Results Provided by Timing Solutions Ltd

www.tsl-timing.com

Delphi British Truck Racing Championship (Class B)

WARM UP - CLASSIFICATION

POS	NO	CL	NAME	ENTRY	TIME	ON	LAPS	GAP	DIFF	MPH
1	32	B	Cees ZANDBERGEN	SCANIA T124 11.700cc	1:04.073	13	13			67.34
2	58	B	Andrew LOVENBERRY	Sisu SL250 11000cc	1:04.683	7	14	0.610	0.610	66.71
3	61	B	David BALL	Seddon Atkinson Strato 11000cc	1:04.934	13	13	0.861	0.251	66.45
4	97	B	Garry GEORGE	Foden Alpha 11000cc	1:05.313	6	8	1.240	0.379	66.06
5	25	B	Ben HORNE	Volvo White Aerodyne 12000cc	1:06.374	11	13	2.301	1.061	65.01
6	81	B	Elton BOOCOCK	Seddon Atkinson Strato 14000cc	1:06.462	11	11	2.389	0.088	64.92
7	54	B	Steven POWELL	Ford Cargo 14000cc	1:07.532	7	13	3.459	1.070	63.89
8	90	B	Adam ATKINS	Volvo White Road Boss 11 12000cccc	1:08.331	12	13	4.258	0.799	63.14
9	70	B	Brian BURT	Volvo White 14000cc	1:09.752	2	10	5.679	1.421	61.86
10	19	B	Trevor MARTIN	E.R.F. ES8 11000cc	1:12.487	10	12	8.414	2.735	59.52
11	10	B	Oscar CLARK	Volvo FL10 10000cc	1:12.714	6	6	8.641	0.227	59.34

Weather / Track : Cloudy / Wet

These results are provisional until the conclusion of any judicial and technical matters.

Brands Hatch Indy
 Circuit Length = 1.1986 miles
 Start: 09:02 End: 09:19

Clerk of Course :		Timekeeper :
-------------------	--	--------------

Delphi British Truck Racing Championship (Class B)

WARM UP - LAP ANALYSIS

7	Wayne EVANS		B Volvo FM12 12000cc				
10	Oscar CLARK		B Volvo FL10 10000cc				
1 -	1:26.519	+ 13.805	9:04:43.382	4 -	1:14.329	+ 1.615	9:08:27.960
2 -	1:15.318	+ 2.604	9:05:58.700	5 -	1:15.447	+ 2.733	9:09:43.407
3 -	1:14.931	+ 2.217	9:07:13.631	6 -	1:12.714		9:10:56.121
19	Trevor MARTIN		B E.R.F. ES8 11000cc				
1 -	1:26.421	+ 13.934	9:04:41.021	7 -	1:21.523	+ 9.036	9:12:22.337
2 -	1:16.772	+ 4.285	9:05:57.793	8 -	1:16.674	+ 4.187	9:13:39.011
3 -	1:15.069	+ 2.582	9:07:12.862	9 -	1:12.999	+ 0.512	9:14:52.010
4 -	1:14.724	+ 2.237	9:08:27.586	10 -	1:12.487		9:16:04.497
5 -	1:18.849	+ 6.362	9:09:46.435	11 -	1:15.411	+ 2.924	9:17:19.908
6 -	1:14.379	+ 1.892	9:11:00.814	12 -	1:13.633	+ 1.146	9:18:33.541
25	Ben HORNE		B Volvo White Aerodyne 12000cc				
1 -	1:17.230	+ 10.856	9:04:20.679	8 -	1:09.049	+ 2.675	9:12:22.066
2 -	1:10.881	+ 4.507	9:05:31.560	9 -	1:07.222	+ 0.848	9:13:29.288
3 -	1:11.020	+ 4.646	9:06:42.580	10 -	1:07.006	+ 0.632	9:14:36.294
4 -	1:07.476	+ 1.102	9:07:50.056	11 -	1:06.374		9:15:42.668
5 -	1:07.034	+ 0.660	9:08:57.090	12 -	1:06.813	+ 0.439	9:16:49.481
6 -	1:07.221	+ 0.847	9:10:04.311	13 -	1:07.328	+ 0.954	9:17:56.809
7 -	1:08.706	+ 2.332	9:11:13.017				
32	Cees ZANDBERGEN		B SCANIA T124 11.700cc				
1 -	1:14.728	+ 10.655	9:04:06.213	8 -	1:05.573	+ 1.500	9:11:47.565
2 -	1:06.502	+ 2.429	9:05:12.715	9 -	1:04.583	+ 0.510	9:12:52.148
3 -	1:06.274	+ 2.201	9:06:18.989	10 -	1:04.866	+ 0.793	9:13:57.014
4 -	1:05.021	+ 0.948	9:07:24.010	11 -	1:05.774	+ 1.701	9:15:02.788
5 -	1:04.315	+ 0.242	9:08:28.325	12 -	1:04.094	+ 0.021	9:16:06.882
6 -	1:05.915	+ 1.842	9:09:34.240	13 -	1:04.073		9:17:10.955
7 -	1:07.752	+ 3.679	9:10:41.992				
54	Steven POWELL		B Ford Cargo 14000cc				
1 -	1:16.755	+ 9.223	9:04:10.768	8 -	1:10.862	+ 3.330	9:12:12.262
2 -	1:10.023	+ 2.491	9:05:20.791	9 -	1:09.248	+ 1.716	9:13:21.510
3 -	1:08.281	+ 0.749	9:06:29.072	10 -	1:08.587	+ 1.055	9:14:30.097
4 -	1:08.484	+ 0.952	9:07:37.556	11 -	1:08.859	+ 1.327	9:15:38.956
5 -	1:07.985	+ 0.453	9:08:45.541	12 -	1:08.161	+ 0.629	9:16:47.117
6 -	1:08.327	+ 0.795	9:09:53.868	13 -	1:07.646	+ 0.114	9:17:54.763
7 -	1:07.532		9:11:01.400				
58	Andrew LOVENBERRY		B Sisu SL250 11000cc				
1 -	1:15.642	+ 10.959	9:04:17.172	8 -	1:08.906	+ 4.223	9:12:12.030
2 -	1:13.361	+ 8.678	9:05:30.533	9 -	1:06.398	+ 1.715	9:13:18.428
3 -	1:08.770	+ 4.087	9:06:39.303	10 -	1:08.025	+ 3.342	9:14:26.453
4 -	1:06.647	+ 1.964	9:07:45.950	11 -	1:04.689	+ 0.006	9:15:31.142
5 -	1:05.441	+ 0.758	9:08:51.391	12 -	1:06.209	+ 1.526	9:16:37.351
6 -	1:07.050	+ 2.367	9:09:58.441	13 -	1:08.706	+ 4.023	9:17:46.057
7 -	1:04.683		9:11:03.124	14 -	1:06.193	+ 1.510	9:18:52.250
61	David BALL		B Seddon Atkinson Strato 11000cc				
1 -	1:13.661	+ 8.727	9:04:12.728	8 -	1:07.009	+ 2.075	9:12:37.980
2 -	1:17.080	+ 12.146	9:05:29.808	9 -	1:05.959	+ 1.025	9:13:43.939
3 -	1:22.086	+ 17.152	9:06:51.894	10 -	1:07.741	+ 2.807	9:14:51.680
4 -	1:10.323	+ 5.389	9:08:02.217	11 -	1:05.510	+ 0.576	9:15:57.190
5 -	1:08.134	+ 3.200	9:09:10.351	12 -	1:07.633	+ 2.699	9:17:04.823
6 -	1:12.468	+ 7.534	9:10:22.819	13 -	1:04.934		9:18:09.757
7 -	1:08.152	+ 3.218	9:11:30.971				
70	Brian BURT		B Volvo White 14000cc				
1 -	1:15.522	+ 5.770	9:04:12.500	6 -	1:10.460	+ 0.708	9:11:52.962

Brands Hatch Indy
Circuit Length = 1.1986 miles
Start: 09:02 End: 09:19

Weather / Track : Cloudy / Wet

Delphi British Truck Racing Championship (Class B)

WARM UP - LAP ANALYSIS

2 -	1:09.752		9:05:22.252	7 -	1:15.438	+ 5.686	9:13:08.400
3 -	2:21.641 P	+ 1:11.889	9:07:43.893	8 -	3:10.366 P	+ 2:00.614	9:16:18.766
4 -	1:47.743	+ 37.991	9:09:31.636	9 -	1:24.077	+ 14.325	9:17:42.843
5 -	1:10.866	+ 1.114	9:10:42.502	10 -	1:10.134	+ 0.382	9:18:52.977
81	Elton BOOCOCK		B	Seddon Atkinson Strato 14000cc			
1 -	1:16.846	+ 10.384	9:04:26.018	7 -	1:07.825	+ 1.363	9:11:16.061
2 -	1:09.747	+ 3.285	9:05:35.765	8 -	1:08.281	+ 1.819	9:12:24.342
3 -	1:08.757	+ 2.295	9:06:44.522	9 -	1:10.543	+ 4.081	9:13:34.885
4 -	1:07.939	+ 1.477	9:07:52.461	10 -	1:07.912	+ 1.450	9:14:42.797
5 -	1:08.688	+ 2.226	9:09:01.149	11 -	1:06.462		9:15:49.259
6 -	1:07.087	+ 0.625	9:10:08.236				
90	Adam ATKINS		B	Volvo White Road Boss 11 12000cccc			
1 -	1:16.765	+ 8.434	9:04:22.515	8 -	1:10.167	+ 1.836	9:12:44.154
2 -	1:12.928	+ 4.597	9:05:35.443	9 -	1:09.588	+ 1.257	9:13:53.742
3 -	1:12.474	+ 4.143	9:06:47.917	10 -	1:09.396	+ 1.065	9:15:03.138
4 -	1:10.734	+ 2.403	9:07:58.651	11 -	1:08.816	+ 0.485	9:16:11.954
5 -	1:11.089	+ 2.758	9:09:09.740	12 -	1:08.331		9:17:20.285
6 -	1:12.182	+ 3.851	9:10:21.922	13 -	1:08.590	+ 0.259	9:18:28.875
7 -	1:12.065	+ 3.734	9:11:33.987				
97	Garry GEORGE		B	Foden Alpha 11000cc			
1 -	1:12.016	+ 6.703	9:04:00.494	5 -	1:08.901	+ 3.588	9:08:27.948
2 -	1:06.686	+ 1.373	9:05:07.180	6 -	1:05.313		9:09:33.261
3 -	1:05.783	+ 0.470	9:06:12.963	7 -	1:19.844	+ 14.531	9:10:53.105
4 -	1:06.084	+ 0.771	9:07:19.047	8 -	1:16.946	+ 11.633	9:12:10.051

Delphi British Truck Racing Championship (Class B)

QUALIFYING - CLASSIFICATION

POS	NO	CL	NAME	ENTRY	TIME	ON	LAPS	GAP	DIFF	MPH
1	32	B	Cees ZANDBERGEN	SCANIA T124 11.700cc	1:03.670	11	14			67.77
2	61	B	David BALL	Seddon Atkinson Strato 11000cc	1:03.755	8	13	0.085	0.085	67.68
3	58	B	Andrew LOVENBERRY	Sisu SL250 11000cc	1:04.053	7	13	0.383	0.298	67.36
4	97	B	Garry GEORGE	Foden Alpha 11000cc	1:04.096	13	14	0.426	0.043	67.32
5	81	B	Elton BOOCOCK	Seddon Atkinson Strato 14000cc	1:04.375	6	10	0.705	0.279	67.02
6	25	B	Ben HORNE	Volvo White Aerodyne 12000cc	1:05.246	8	12	1.576	0.871	66.13
7	54	B	Steven POWELL	Ford Cargo 14000cc	1:05.655	13	13	1.985	0.409	65.72
8	90	B	Adam ATKINS	Volvo White Road Boss 11 12000cccc	1:06.710	6	12	3.040	1.055	64.68
9	70	B	Brian BURT	Volvo White 14000cc	1:06.866	12	13	3.196	0.156	64.53
10	10	B	Oscar CLARK	Volvo FL10 10000cc	1:08.606	9	13	4.936	1.740	62.89
11	19	B	Trevor MARTIN	E.R.F. ES8 11000cc	1:09.653	9	13	5.983	1.047	61.95

Weather / Track : Cloudy / Wet

These results are provisional until the conclusion of any judicial and technical matters.

Brands Hatch Indy
 Circuit Length = 1.1986 miles
 Start: 11:39 End: 11:56

Clerk of Course :		Timekeeper :
-------------------	--	--------------

Delphi British Truck Racing Championship (Class B)

QUALIFYING - LAP ANALYSIS

10	Oscar CLARK		B Volvo FL10 10000cc				
1 -	1:21.438	+ 12.832	11:41:37.631	8 -	1:09.217	+ 0.611	11:49:46.285
2 -	1:10.862	+ 2.256	11:42:48.493	9 -	1:08.606		11:50:54.891
3 -	1:09.423	+ 0.817	11:43:57.916	10 -	1:09.604	+ 0.998	11:52:04.495
4 -	1:08.944	+ 0.338	11:45:06.860	11 -	1:10.778	+ 2.172	11:53:15.273
5 -	1:11.100	+ 2.494	11:46:17.960	12 -	1:09.870	+ 1.264	11:54:25.143
6 -	1:09.282	+ 0.676	11:47:27.242	13 -	1:09.330	+ 0.724	11:55:34.473
7 -	1:09.826	+ 1.220	11:48:37.068				
19	Trevor MARTIN		B E.R.F. ES8 11000cc				
1 -	1:18.430	+ 8.777	11:41:51.375	8 -	1:11.418	+ 1.765	11:50:11.931
2 -	1:12.579	+ 2.926	11:43:03.954	9 -	1:09.653		11:51:21.584
3 -	1:11.278	+ 1.625	11:44:15.232	10 -	1:10.044	+ 0.391	11:52:31.628
4 -	1:11.716	+ 2.063	11:45:26.948	11 -	1:10.008	+ 0.355	11:53:41.636
5 -	1:10.659	+ 1.006	11:46:37.607	12 -	1:10.979	+ 1.326	11:54:52.615
6 -	1:11.966	+ 2.313	11:47:49.573	13 -	1:11.487	+ 1.834	11:56:04.102
7 -	1:10.940	+ 1.287	11:49:00.513				
25	Ben HORNE		B Volvo White Aerodyne 12000cc				
1 -	1:21.479	+ 16.233	11:41:30.049	7 -	1:05.294	+ 0.048	11:48:12.955
2 -	1:09.019	+ 3.773	11:42:39.068	8 -	1:05.246		11:49:18.201
3 -	1:08.679	+ 3.433	11:43:47.747	9 -	1:05.845	+ 0.599	11:50:24.046
4 -	1:07.379	+ 2.133	11:44:55.126	10 -	1:05.502	+ 0.256	11:51:29.548
5 -	1:06.899	+ 1.653	11:46:02.025	11 -	1:05.901	+ 0.655	11:52:35.449
6 -	1:05.636	+ 0.390	11:47:07.661	12 -	1:05.775	+ 0.529	11:53:41.224
32	Cees ZANDBERGEN		B SCANIA T124 11.700cc				
1 -	1:17.645	+ 13.975	11:41:28.365	8 -	1:03.745	+ 0.075	11:49:02.370
2 -	1:05.887	+ 2.217	11:42:34.252	9 -	1:05.196	+ 1.526	11:50:07.566
3 -	1:05.014	+ 1.344	11:43:39.266	10 -	1:04.382	+ 0.712	11:51:11.948
4 -	1:05.818	+ 2.148	11:44:45.084	11 -	1:03.670		11:52:15.618
5 -	1:05.107	+ 1.437	11:45:50.191	12 -	1:05.701	+ 2.031	11:53:21.319
6 -	1:04.171	+ 0.501	11:46:54.362	13 -	1:03.859	+ 0.189	11:54:25.178
7 -	1:04.263	+ 0.593	11:47:58.625	14 -	1:04.235	+ 0.565	11:55:29.413
54	Steven POWELL		B Ford Cargo 14000cc				
1 -	1:17.237	+ 11.582	11:41:35.209	8 -	1:10.402	+ 4.747	11:49:31.352
2 -	1:07.114	+ 1.459	11:42:42.323	9 -	1:07.062	+ 1.407	11:50:38.414
3 -	1:07.589	+ 1.934	11:43:49.912	10 -	1:06.401	+ 0.746	11:51:44.815
4 -	1:08.404	+ 2.749	11:44:58.316	11 -	1:06.942	+ 1.287	11:52:51.757
5 -	1:07.834	+ 2.179	11:46:06.150	12 -	1:06.845	+ 1.190	11:53:58.602
6 -	1:08.199	+ 2.544	11:47:14.349	13 -	1:05.655		11:55:04.257
7 -	1:06.601	+ 0.946	11:48:20.950				
58	Andrew LOVENBERRY		B Sisu SL250 11000cc				
1 -	1:16.662	+ 12.609	11:41:40.751	8 -	1:41.500 P	+ 37.447	11:49:56.981
2 -	1:07.696	+ 3.643	11:42:48.447	9 -	1:09.400	+ 5.347	11:51:06.381
3 -	1:04.855	+ 0.802	11:43:53.302	10 -	1:04.765	+ 0.712	11:52:11.146
4 -	1:05.829	+ 1.776	11:44:59.131	11 -	1:04.237	+ 0.184	11:53:15.383
5 -	1:06.758	+ 2.705	11:46:05.889	12 -	1:07.899	+ 3.846	11:54:23.282
6 -	1:05.539	+ 1.486	11:47:11.428	13 -	1:05.640	+ 1.587	11:55:28.922
7 -	1:04.053		11:48:15.481				
61	David BALL		B Seddon Atkinson Strato 11000cc				
1 -	1:19.597	+ 15.842	11:41:39.345	8 -	1:03.755		11:50:03.426
2 -	1:47.727 P	+ 43.972	11:43:27.072	9 -	1:04.171	+ 0.416	11:51:07.597
3 -	1:11.959	+ 8.204	11:44:39.031	10 -	1:03.954	+ 0.199	11:52:11.551
4 -	1:05.266	+ 1.511	11:45:44.297	11 -	1:17.194	+ 13.439	11:53:28.745
5 -	1:05.205	+ 1.450	11:46:49.502	12 -	1:08.604	+ 4.849	11:54:37.349
6 -	1:04.568	+ 0.813	11:47:54.070	13 -	1:04.275	+ 0.520	11:55:41.624
7 -	1:05.601	+ 1.846	11:48:59.671				

Brands Hatch Indy
Circuit Length = 1.1986 miles
Start: 11:39 End: 11:56

Weather / Track : Cloudy / Wet


Delphi British Truck Racing Championship (Class B)

QUALIFYING - LAP ANALYSIS

70	Brian BURT						B Volvo White 14000cc					
1 -	1:16.517	+ 9.651	11:41:44.297	8 -	1:08.299	+ 1.433	11:49:39.902					
2 -	1:08.963	+ 2.097	11:42:53.260	9 -	1:07.660	+ 0.794	11:50:47.562					
3 -	1:07.814	+ 0.948	11:44:01.074	10 -	1:07.994	+ 1.128	11:51:55.556					
4 -	1:07.775	+ 0.909	11:45:08.849	11 -	1:08.247	+ 1.381	11:53:03.803					
5 -	1:07.753	+ 0.887	11:46:16.602	12 -	1:06.866		11:54:10.669					
6 -	1:07.605	+ 0.739	11:47:24.207	13 -	1:09.229	+ 2.363	11:55:19.898					
7 -	1:07.396	+ 0.530	11:48:31.603									
81	Elton BOOCOCK						B Seddon Atkinson Strato 14000cc					
1 -	1:20.664	+ 16.289	11:41:27.151	6 -	1:04.375		11:46:56.705					
2 -	1:07.240	+ 2.865	11:42:34.391	7 -	1:05.610	+ 1.235	11:48:02.315					
3 -	1:07.241	+ 2.866	11:43:41.632	8 -	1:04.427	+ 0.052	11:49:06.742					
4 -	1:05.647	+ 1.272	11:44:47.279	9 -	1:04.986	+ 0.611	11:50:11.728					
5 -	1:05.051	+ 0.676	11:45:52.330	10 -	1:04.846	+ 0.471	11:51:16.574					
90	Adam ATKINS						B Volvo White Road Boss 11 12000cccc					
1 -	1:18.756	+ 12.046	11:41:31.301	7 -	1:08.767	+ 2.057	11:48:20.806					
2 -	1:09.415	+ 2.705	11:42:40.716	8 -	1:06.969	+ 0.259	11:49:27.775					
3 -	1:08.644	+ 1.934	11:43:49.360	9 -	2:38.981 P	+ 1:32.271	11:52:06.756					
4 -	1:08.608	+ 1.898	11:44:57.968	10 -	1:23.871	+ 17.161	11:53:30.627					
5 -	1:07.361	+ 0.651	11:46:05.329	11 -	1:13.469	+ 6.759	11:54:44.096					
6 -	1:06.710		11:47:12.039	12 -	1:11.469	+ 4.759	11:55:55.565					
97	Garry GEORGE						B Foden Alpha 11000cc					
1 -	1:09.910	+ 5.814	11:41:12.935	8 -	1:04.909	+ 0.813	11:48:49.185					
2 -	1:05.255	+ 1.159	11:42:18.190	9 -	1:05.152	+ 1.056	11:49:54.337					
3 -	1:05.438	+ 1.342	11:43:23.628	10 -	1:04.443	+ 0.347	11:50:58.780					
4 -	1:05.487	+ 1.391	11:44:29.115	11 -	1:04.224	+ 0.128	11:52:03.004					
5 -	1:04.979	+ 0.883	11:45:34.094	12 -	1:04.816	+ 0.720	11:53:07.820					
6 -	1:04.790	+ 0.694	11:46:38.884	13 -	1:04.096		11:54:11.916					
7 -	1:05.392	+ 1.296	11:47:44.276	14 -	1:05.465	+ 1.369	11:55:17.381					

Delphi British Truck Racing Championship (Class B)

RACE 7 - GRID

ROW 6	1:09.653 19 Trevor MARTIN	
ROW 5	1:06.866 70 Brian BURT	1:08.606 10 Oscar CLARK
ROW 4	1:05.655 54 Steven POWELL	1:06.710 90 Adam ATKINS
ROW 3	1:04.375 81 Elton BOOCOCK	1:05.246 25 Ben HORNE
ROW 2	1:04.053 58 Andrew LOVENBERRY	1:04.096 97 Garry GEORGE
ROW 1	1:03.670 32 Cees ZANDBERGEN	1:03.755 61 David BALL
Pole		
		

Brands Hatch Indy
Circuit Length = 1.1986 miles

These results are provisional until the conclusion of any judicial and technical matters.

Clerk of Course :		Timekeeper :
-------------------	--	--------------

Delphi British Truck Racing Championship (Class B)

RACE 7 - CLASSIFICATION

POS	NO	CL	NAME	ENTRY	LAPS	TIME	GAP	DIFF	MPH	BEST	ON
1	61	B	David BALL	Seddon Atkinson Strato 11000cc	12	12:37.032			68.39	1:02.255	6
2	32	B	Cees ZANDBERGEN	SCANIA T124 11.700cc	12	12:39.622	2.590	2.590	68.16	1:02.482	3
3	97	B	Garry GEORGE	Foden Alpha 11000cc	12	12:41.206	4.174	1.584	68.02	1:02.640	8
4	58	B	Andrew LOVENBERRY	Sisu SL250 11000cc	12	12:50.098	13.066	8.892	67.23	1:03.395	5
5	81	B	Elton BOOCOCK	Seddon Atkinson Strato 14000cc	12	12:51.692	14.660	1.594	67.10	1:03.676	11
6	25	B	Ben HORNE	Volvo White Aerodyne 12000cc	12	12:52.867	15.835	1.175	66.99	1:03.305	7
7	54	B	Steven POWELL	Ford Cargo 14000cc	12	12:55.702	18.670	2.835	66.75	1:03.631	5
8	70	B	Brian BURT	Volvo White 14000cc	12	13:16.137	39.105	20.435	65.03	1:05.255	8
9	90	B	Adam ATKINS	Volvo White Road Boss 11 12000cc	12	13:19.670	42.638	3.533	64.75	1:05.261	10
10	19	B	Trevor MARTIN	E.R.F. ES8 11000cc	12	13:39.942	1:02.910	20.272	63.15	1:06.760	10
11	10	B	Oscar CLARK	Volvo FL10 10000cc	12	13:41.304	1:04.272	1.362	63.04	1:07.426	5

FASTEST LAP

61	B	David BALL	Seddon Atkinson Strato 11000cc	6	1:02.255	69.31 mph	111.54 kph
----	---	------------	--------------------------------	---	----------	-----------	------------

Weather / Track : Cloudy / Dry

These results are provisional until the conclusion of any judicial and technical matters.

Brands Hatch Indy
Circuit Length = 1.1986 miles
Start: 10:26 End: 10:39

Clerk of Course :

Timekeeper :

Delphi British Truck Racing Championship (Class B)

RACE 7 - LAP CHART

Lap 1			Lap 2			Lap 3			Lap 4			Lap 5		
No	Behind	Laptime	No	Behind	Laptime	No	Behind	Laptime	No	Behind	Laptime	No	Behind	Laptime
32		1:05.099	32		1:02.751	32		1:02.482	61		1:03.316	61		1:02.456
61	0.737	1:05.836	61	0.300	1:02.314	61	1.009	1:03.191	32	0.601	1:04.926	32	1.222	1:03.077
97	1.898	1:06.997	97	1.907	1:02.760	97	2.173	1:02.748	97	1.370	1:03.522	97	2.341	1:03.427
58	2.743	1:07.842	58	3.616	1:03.624	58	4.559	1:03.425	58	4.174	1:03.940	58	5.113	1:03.395
81	3.255	1:08.354	81	4.451	1:03.947	81	6.009	1:04.040	81	5.701	1:04.017	81	7.004	1:03.759
54	4.199	1:09.298	54	5.585	1:04.137	54	7.489	1:04.386	54	7.201	1:04.037	54	8.376	1:03.631
25	4.657	1:09.756	25	5.874	1:03.968	25	7.550	1:04.158	25	7.828	1:04.603	25	8.776	1:03.404
70	6.166	1:11.265	70	9.596	1:06.181	70	13.389	1:06.275	70	15.173	1:06.109	70	18.372	1:05.655
90	6.785	1:11.884	90	10.534	1:06.500	90	13.836	1:05.784	90	15.526	1:06.015	90	18.744	1:05.674
10	8.949	1:14.048	10	14.596	1:08.398	10	20.480	1:08.366	10	23.847	1:07.692	10	28.817	1:07.426
19	10.920	1:16.019	19	16.219	1:08.050	19	21.557	1:07.820	19	25.623	1:08.391	19	30.884	1:07.717

Delphi British Truck Racing Championship (Class B)

RACE 7 - LAP CHART

Lap 6			Lap 7			Lap 8			Lap 9			Lap 10		
No	Behind	Laptime	No	Behind	Laptime	No	Behind	Laptime	No	Behind	Laptime	No	Behind	Laptime
61		1:02.255	61		1:02.931	61		1:02.597	61		1:02.893	61		1:02.699
32	1.904	1:02.937	32	2.145	1:03.172	32	2.548	1:03.000	32	3.013	1:03.358	32	3.133	1:02.819
97	3.399	1:03.313	97	3.785	1:03.317	97	3.828	1:02.640	97	4.051	1:03.116	97	4.584	1:03.232
58	6.431	1:03.573	58	7.678	1:04.178	58	9.091	1:04.010	58	10.298	1:04.100	58	12.003	1:04.404
81	8.871	1:04.122	81	10.350	1:04.410	81	11.552	1:03.799	81	12.583	1:03.924	81	13.808	1:03.924
25	10.495	1:03.974	25	10.869	1:03.305	25	12.137	1:03.865	25	12.889	1:03.645	25	14.159	1:03.969
54	10.553	1:04.432	54	12.153	1:04.531	54	13.607	1:04.051	54	15.451	1:04.737	54	17.090	1:04.338
70	21.824	1:05.707	70	24.611	1:05.718	70	27.269	1:05.255	70	30.341	1:05.965	70	33.272	1:05.630
90	22.232	1:05.743	90	24.975	1:05.674	90	27.675	1:05.297	90	30.979	1:06.197	90	33.541	1:05.261
10	34.431	1:07.869	10	39.323	1:07.823	10	44.691	1:07.965	19	50.066	1:07.472	19	54.127	1:06.760
19	36.139	1:07.510	19	40.565	1:07.357	19	45.487	1:07.519	10	50.231	1:08.433	10	55.383	1:07.851


Delphi British Truck Racing Championship (Class B)

RACE 7 - LAP CHART

Lap 11			Lap 12		
No	Behind	Laptime	No	Behind	Laptime
61		1:03.428	61		1:03.116
32	2.426	1:02.721	32	2.590	1:03.280
97	4.229	1:03.073	97	4.174	1:03.061
58	12.655	1:04.080	58	13.066	1:03.527
81	14.056	1:03.676	81	14.660	1:03.720
25	14.952	1:04.221	25	15.835	1:03.999
54	17.798	1:04.136	54	18.670	1:03.988
70	35.300	1:05.456	70	39.105	1:06.921
90	38.251	1:08.138	90	42.638	1:07.503
19	58.468	1:07.769	19	1:02.910	1:07.558
10	59.657	1:07.702	10	1:04.272	1:07.731

Delphi British Truck Racing Championship (Class B)

RACE 13 - GRID


ROW 6	10 Oscar CLARK	
ROW 5	90 Adam ATKINS	19 Trevor MARTIN
ROW 4	54 Steven POWELL	70 Brian BURT
ROW 3	81 Elton BOOCOCK	25 Ben HORNE
ROW 2	97 Garry GEORGE	58 Andrew LOVENBERRY
ROW 1	61 David BALL	32 Cees ZANDBERGEN
Pole		
		

Brands Hatch Indy
Circuit Length = 1.1986 miles

These results are provisional until the conclusion of any judicial and technical matters.

Clerk of Course :		Timekeeper :
-------------------	--	--------------

Delphi British Truck Racing Championship (Class B)
RACE 13 - GRID - RESTART

ROW 5	19 Trevor MARTIN	58 Andrew LOVENBERRY
ROW 4	70 Brian BURT	10 Oscar CLARK
ROW 3	54 Steven POWELL	90 Adam ATKINS
ROW 2	97 Garry GEORGE	25 Ben HORNE
ROW 1	61 David BALL	32 Cees ZANDBERGEN
Pole		
		

Brands Hatch Indy
Circuit Length = 1.1986 miles

These results are provisional until the conclusion of any judicial and technical matters.

Clerk of Course :		Timekeeper :
-------------------	--	--------------

Delphi British Truck Racing Championship (Class B)

RACE 13 - CLASSIFICATION

POS	NO	CL	NAME	ENTRY	LAPS	TIME	GAP	DIFF	MPH	BEST	ON
1	61	B	David BALL	Seddon Atkinson Strato 11000cc	4	4:13.115			68.19	1:02.610	3
2	32	B	Cees ZANDBERGEN	SCANIA T124 11.700cc	4	4:13.914	0.799	0.799	67.97	1:02.785	4
3	97	B	Garry GEORGE	Foden Alpha 11000cc	4	4:15.316	2.201	1.402	67.60	1:03.049	4
4	54	B	Steven POWELL	Ford Cargo 14000cc	4	4:20.560	7.445	5.244	66.24	1:04.014	2
5	90	B	Adam ATKINS	Volvo White Road Boss 11 12000cccc	4	4:27.591	14.476	7.031	64.50	1:05.623	4
6	25	B	Ben HORNE	Volvo White Aerodyne 12000cc	4	4:27.729	14.614	0.138	64.46	1:04.206	3
7	58	B	Andrew LOVENBERRY	Sisu SL250 11000cc	4	4:28.692	15.577	0.963	64.23	1:04.029	2
8	70	B	Brian BURT	Volvo White 14000cc	4	4:30.601	17.486	1.909	63.78	1:06.121	2
9	10	B	Oscar CLARK	Volvo FL10 10000cc	4	4:33.503	20.388	2.902	63.10	1:07.279	4
10	19	B	Trevor MARTIN	E.R.F. ES8 11000cc	4	4:35.176	22.061	1.673	62.72	1:06.443	4
FASTEST LAP											
61	B	David BALL	Seddon Atkinson Strato 11000cc		3	1:02.610		68.91 mph		110.91 kph	

Truck No. 81 took first start

Weather / Track : Cloudy / Dry

These results are provisional until the conclusion of any judicial and technical matters.

Brands Hatch Indy
 Circuit Length = 1.1986 miles
 Start: 14:52 End: 14:56

Clerk of Course :		Timekeeper :
-------------------	--	--------------

Delphi British Truck Racing Championship (Class B)

RACE 13 - LAP CHART

Lap 1			Lap 2			Lap 3			Lap 4		
No	Behind	Laptime	No	Behind	Laptime	No	Behind	Laptime	No	Behind	Laptime
61		1:04.715	61		1:02.718	61		1:02.610	61		1:03.072
32	0.512	1:05.227	32	0.593	1:02.799	32	1.086	1:03.103	32	0.799	1:02.785
97	1.244	1:05.959	97	1.690	1:03.164	97	2.224	1:03.144	97	2.201	1:03.049
54	3.373	1:08.088	54	4.669	1:04.014	54	6.313	1:04.254	54	7.445	1:04.204
90	5.069	1:09.784	90	8.055	1:05.704	90	11.925	1:06.480	90	14.476	1:05.623
70	5.795	1:10.510	70	9.198	1:06.121	70	12.790	1:06.202	25	14.614	1:04.834
10	6.323	1:11.038	10	10.991	1:07.386	25	12.852	1:04.206	58	15.577	1:04.555
19	7.787	1:12.502	25	11.256	1:04.910	58	14.094	1:04.064	70	17.486	1:07.768
25	9.064	1:13.779	58	12.640	1:04.029	10	16.181	1:07.800	10	20.388	1:07.279
58	11.329	1:16.044	19	13.537	1:08.468	19	18.690	1:07.763	19	22.061	1:06.443

Delphi British Truck Racing Championship (Class A)

WARM UP - CLASSIFICATION

POS	NO	CL	NAME	ENTRY	TIME	ON	LAPS	GAP	DIFF	MPH
1	7	A	Stuart OLIVER	MAN TGS 18-480 12000cc	1:01.533	12	15			70.12
2	69	A	David JENKINS	MAN TGA 12000cc	1:02.853	12	12	1.320	1.320	68.65
3	84	A	Matt SUMMERFIELD	MAN ERF ECT 410 12000cc	1:03.155	9	9	1.622	0.302	68.32
4	95	A	Richard COLLETT	MAN TGA 12000cc	1:03.189	9	12	1.656	0.034	68.28
5	6	A	Chris LEVETT	MAN TGS TGS 480 12000cc	1:03.669	9	14	2.136	0.480	67.77
6	55	A	Graham POWELL	E.R.F. ECX 12000cc	1:04.800	14	14	3.267	1.131	66.59
7	37	A	Terry GIBBON	MAN TGA 12000cc	1:06.928	7	8	5.395	2.128	64.47
8	60	A	Roger BROOKFIELD	DAF CF 11000cc	1:09.927	13	13	8.394	2.999	61.70
9	50	A	Carl BROOKFIELD	ERF E14 11000cc	1:10.225	5	8	8.692	0.298	61.44
10	98	A	Andrew HARDY	E.R.F. E14 14000cc	1:20.758	2	3	19.225	10.533	53.43

Weather / Track : Cloudy / Wet

These results are provisional until the conclusion of any judicial and technical matters.

Brands Hatch Indy
 Circuit Length = 1.1986 miles
 Start: 09:29 End: 09:45

Clerk of Course :		Timekeeper :
-------------------	--	--------------

Delphi British Truck Racing Championship (Class A)

WARM UP - LAP ANALYSIS

6	Chris LEVETT						A MAN TGS TGS 480 12000cc								
1 -	1:11.136	+ 7.467	9:30:54.807	8 -	1:03.994	+ 0.325	9:38:27.991	2 -	1:04.572	+ 0.903	9:31:59.379	9 -	1:03.669		9:39:31.660
3 -	1:07.479	+ 3.810	9:33:06.858	10 -	1:03.675	+ 0.006	9:40:35.335	4 -	1:04.442	+ 0.773	9:34:11.300	11 -	1:04.439	+ 0.770	9:41:39.774
5 -	1:04.465	+ 0.796	9:35:15.765	12 -	1:06.535	+ 2.866	9:42:46.309	6 -	1:04.475	+ 0.806	9:36:20.240	13 -	1:05.234	+ 1.565	9:43:51.543
7 -	1:03.757	+ 0.088	9:37:23.997	14 -	1:18.854	+ 15.185	9:45:10.397								
7	Stuart OLIVER						A MAN TGS 18-480 12000cc								
1 -	1:13.141	+ 11.608	9:30:51.772	9 -	1:01.836	+ 0.303	9:39:14.230	2 -	1:03.342	+ 1.809	9:31:55.114	10 -	1:02.360	+ 0.827	9:40:16.590
3 -	1:02.816	+ 1.283	9:32:57.930	11 -	1:01.926	+ 0.393	9:41:18.516	4 -	1:04.458	+ 2.925	9:34:02.388	12 -	1:01.533		9:42:20.049
5 -	1:02.379	+ 0.846	9:35:04.767	13 -	1:01.940	+ 0.407	9:43:21.989	6 -	1:02.323	+ 0.790	9:36:07.090	14 -	1:01.966	+ 0.433	9:44:23.955
7 -	1:03.133	+ 1.600	9:37:10.223	15 -	1:02.613	+ 1.080	9:45:26.568	8 -	1:02.171	+ 0.638	9:38:12.394				
37	Terry GIBBON						A MAN TGA 12000cc								
1 -	1:13.546	+ 6.618	9:31:04.565	5 -	1:07.002	+ 0.074	9:35:34.027	2 -	1:07.432	+ 0.504	9:32:11.997	6 -	1:08.233	+ 1.305	9:36:42.260
3 -	1:07.641	+ 0.713	9:33:19.638	7 -	1:06.928		9:37:49.188	4 -	1:07.387	+ 0.459	9:34:27.025	8 -	1:07.613	+ 0.685	9:38:56.801
50	Carl BROOKFIELD						A ERF E14 11000cc								
1 -	1:17.515	+ 7.290	9:31:05.070	5 -	1:10.225		9:35:47.817	2 -	1:11.197	+ 0.972	9:32:16.267	6 -	6:40.601 P	+ 5:30.376	9:42:28.418
3 -	1:10.591	+ 0.366	9:33:26.858	7 -	1:23.619	+ 13.394	9:43:52.037	4 -	1:10.734	+ 0.509	9:34:37.592	8 -	1:11.860	+ 1.635	9:45:03.897
55	Graham POWELL						A E.R.F. ECX 12000cc								
1 -	1:11.696	+ 6.896	9:31:06.144	8 -	1:05.499	+ 0.699	9:38:55.626	2 -	1:07.489	+ 2.689	9:32:13.633	9 -	1:05.665	+ 0.865	9:40:01.291
3 -	1:07.159	+ 2.359	9:33:20.792	10 -	1:05.684	+ 0.884	9:41:06.975	4 -	1:07.133	+ 2.333	9:34:27.925	11 -	1:05.510	+ 0.710	9:42:12.485
5 -	1:06.924	+ 2.124	9:35:34.849	12 -	1:05.337	+ 0.537	9:43:17.822	6 -	1:08.370	+ 3.570	9:36:43.219	13 -	1:05.500	+ 0.700	9:44:23.322
7 -	1:06.908	+ 2.108	9:37:50.127	14 -	1:04.800		9:45:28.122								
60	Roger BROOKFIELD						A DAF CF 11000cc								
1 -	1:17.206	+ 7.279	9:31:14.101	8 -	1:10.464	+ 0.537	9:39:43.803	2 -	1:13.319	+ 3.392	9:32:27.420	9 -	1:12.440	+ 2.513	9:40:56.243
3 -	1:13.075	+ 3.148	9:33:40.495	10 -	1:11.479	+ 1.552	9:42:07.722	4 -	1:11.408	+ 1.481	9:34:51.903	11 -	1:10.236	+ 0.309	9:43:17.958
5 -	1:12.862	+ 2.935	9:36:04.765	12 -	1:10.641	+ 0.714	9:44:28.599	6 -	1:12.391	+ 2.464	9:37:17.156	13 -	1:09.927		9:45:38.526
7 -	1:16.183	+ 6.256	9:38:33.339												
69	David JENKINS						A MAN TGA 12000cc								
1 -	1:10.536	+ 7.683	9:30:55.852	7 -	1:03.544	+ 0.691	9:37:17.843	2 -	1:04.616	+ 1.763	9:32:00.468	8 -	3:34.677 P	+ 2:31.824	9:40:52.520
3 -	1:03.639	+ 0.786	9:33:04.107	9 -	1:07.723	+ 4.870	9:42:00.243	4 -	1:03.564	+ 0.711	9:34:07.671	10 -	1:03.680	+ 0.827	9:43:03.923
5 -	1:03.300	+ 0.447	9:35:10.971	11 -	1:02.937	+ 0.084	9:44:06.860	6 -	1:03.328	+ 0.475	9:36:14.299	12 -	1:02.853		9:45:09.713
84	Matt SUMMERFIELD						A MAN ERF ECT 410 12000cc								
1 -	1:11.125	+ 7.970	9:31:15.084	6 -	1:04.462	+ 1.307	9:36:39.603	2 -	1:05.764	+ 2.609	9:32:20.848	7 -	1:03.342	+ 0.187	9:37:42.945
3 -	1:04.394	+ 1.239	9:33:25.242	8 -	1:03.481	+ 0.326	9:38:46.426	4 -	1:04.372	+ 1.217	9:34:29.614	9 -	1:03.155		9:39:49.581
5 -	1:05.527	+ 2.372	9:35:35.141												

Brands Hatch Indy
Circuit Length = 1.1986 miles
Start: 09:29 End: 09:45

Weather / Track : Cloudy / Wet

Delphi British Truck Racing Championship (Class A)

WARM UP - LAP ANALYSIS

95		Richard COLLETT		A		MAN TGA 12000cc	
1 -	1:11.433	+ 8.244	9:31:13.648	7 -	1:04.531	+ 1.342	9:37:43.656
2 -	1:04.975	+ 1.786	9:32:18.623	8 -	1:03.500	+ 0.311	9:38:47.156
3 -	1:04.853	+ 1.664	9:33:23.476	9 -	1:03.189		9:39:50.345
4 -	1:04.624	+ 1.435	9:34:28.100	10 -	1:05.201	+ 2.012	9:40:55.546
5 -	1:06.759	+ 3.570	9:35:34.859	11 -	1:03.846	+ 0.657	9:41:59.392
6 -	1:04.266	+ 1.077	9:36:39.125	12 -	1:05.399	+ 2.210	9:43:04.791
98		Andrew HARDY		A		E.R.F. E14 14000cc	
1 -	1:25.120	+ 4.362	9:31:24.547	3 -	1:21.754	+ 0.996	9:34:07.059
2 -	1:20.758		9:32:45.305				

Delphi British Truck Racing Championship (Class A)

QUALIFYING - CLASSIFICATION

POS	NO	CL	NAME	ENTRY	TIME	ON	LAPS	GAP	DIFF	MPH
1	7	A	Stuart OLIVER	MAN TGS 18-480 12000cc	1:00.338	5	13			71.51
2	6	A	Chris LEVETT	MAN TGS TGS 480 12000cc	1:01.102	11	12	0.764	0.764	70.62
3	95	A	Richard COLLETT	MAN TGA 12000cc	1:01.268	15	15	0.930	0.166	70.42
4	84	A	Matt SUMMERFIELD	MAN ERF ECT 410 12000cc	1:01.695	3	3	1.357	0.427	69.94
5	69	A	David JENKINS	MAN TGA 12000cc	1:02.371	2	3	2.033	0.676	69.18
6	55	A	Graham POWELL	E.R.F. ECX 12000cc	1:04.163	7	10	3.825	1.792	67.25
7	60	A	Roger BROOKFIELD	DAF CF 11000cc	1:04.658	12	14	4.320	0.495	66.73
8	37	A	Terry GIBBON	MAN TGA 12000cc	1:05.188	12	14	4.850	0.530	66.19
9	50	A	Carl BROOKFIELD	ERF E14 11000cc	1:07.013	8	13	6.675	1.825	64.39
10	98	A	Andrew HARDY	E.R.F. E14 14000cc	1:08.379	9	12	8.041	1.366	63.10

Weather / Track : Cloudy / Wet

These results are provisional until the conclusion of any judicial and technical matters.

Brands Hatch Indy
 Circuit Length = 1.1986 miles
 Start: 12:14 End: 12:30

Clerk of Course :		Timekeeper :
-------------------	--	--------------

Delphi British Truck Racing Championship (Class A)

QUALIFYING - LAP ANALYSIS

6	Chris LEVETT						A MAN TGS TGS 480 12000cc					
1 -	1:15.072	+ 13.970	12:15:28.630	7 -	1:18.605	+ 17.503	12:23:16.780					
2 -	1:01.113	+ 0.011	12:16:29.743	8 -	1:36.458	+ 35.356	12:24:53.238					
3 -	1:01.718	+ 0.616	12:17:31.461	9 -	1:19.895	+ 18.793	12:26:13.133					
4 -	1:01.909	+ 0.807	12:18:33.370	10 -	1:01.173	+ 0.071	12:27:14.306					
5 -	1:01.510	+ 0.408	12:19:34.880	11 -	1:01.102		12:28:15.408					
6 -	2:23.295 P	+ 1:22.193	12:21:58.175	12 -	1:01.593	+ 0.491	12:29:17.001					
7	Stuart OLIVER						A MAN TGS 18-480 12000cc					
1 -	1:15.059	+ 14.721	12:15:25.331	8 -	1:21.945	+ 21.607	12:23:14.380					
2 -	1:00.537	+ 0.199	12:16:25.868	9 -	1:19.044	+ 18.706	12:24:33.424					
3 -	1:00.502	+ 0.164	12:17:26.370	10 -	1:19.167	+ 18.829	12:25:52.591					
4 -	1:00.471	+ 0.133	12:18:26.841	11 -	1:01.182	+ 0.844	12:26:53.773					
5 -	1:00.338		12:19:27.179	12 -	1:00.580	+ 0.242	12:27:54.353					
6 -	1:00.451	+ 0.113	12:20:27.630	13 -	1:24.813	+ 24.475	12:29:19.166					
7 -	1:24.805	+ 24.467	12:21:52.435									
37	Terry GIBBON						A MAN TGA 12000cc					
1 -	1:17.316	+ 12.128	12:15:38.828	8 -	1:07.091	+ 1.903	12:23:26.584					
2 -	1:07.217	+ 2.029	12:16:46.045	9 -	1:06.855	+ 1.667	12:24:33.439					
3 -	1:07.441	+ 2.253	12:17:53.486	10 -	1:07.212	+ 2.024	12:25:40.651					
4 -	1:06.607	+ 1.419	12:19:00.093	11 -	1:07.053	+ 1.865	12:26:47.704					
5 -	1:07.351	+ 2.163	12:20:07.444	12 -	1:05.188		12:27:52.892					
6 -	1:06.398	+ 1.210	12:21:13.842	13 -	1:05.650	+ 0.462	12:28:58.542					
7 -	1:05.651	+ 0.463	12:22:19.493	14 -	1:06.019	+ 0.831	12:30:04.561					
50	Carl BROOKFIELD						A ERF E14 11000cc					
1 -	1:17.788	+ 10.775	12:15:36.438	8 -	1:07.013		12:23:33.439					
2 -	1:09.547	+ 2.534	12:16:45.985	9 -	1:08.637	+ 1.624	12:24:42.076					
3 -	1:10.004	+ 2.991	12:17:55.989	10 -	1:07.172	+ 0.159	12:25:49.248					
4 -	1:07.985	+ 0.972	12:19:03.974	11 -	1:07.145	+ 0.132	12:26:56.393					
5 -	1:07.191	+ 0.178	12:20:11.165	12 -	1:07.749	+ 0.736	12:28:04.142					
6 -	1:07.811	+ 0.798	12:21:18.976	13 -	1:07.929	+ 0.916	12:29:12.071					
7 -	1:07.450	+ 0.437	12:22:26.426									
55	Graham POWELL						A E.R.F. ECX 12000cc					
1 -	1:16.120	+ 11.957	12:15:40.558	6 -	1:04.941	+ 0.778	12:21:09.724					
2 -	1:08.736	+ 4.573	12:16:49.294	7 -	1:04.163		12:22:13.887					
3 -	1:04.891	+ 0.728	12:17:54.185	8 -	1:04.246	+ 0.083	12:23:18.133					
4 -	1:06.149	+ 1.986	12:19:00.334	9 -	1:04.610	+ 0.447	12:24:22.743					
5 -	1:04.449	+ 0.286	12:20:04.783	10 -	1:05.063	+ 0.900	12:25:27.806					
60	Roger BROOKFIELD						A DAF CF 11000cc					
1 -	1:15.141	+ 10.483	12:15:43.527	8 -	1:06.765	+ 2.107	12:23:27.482					
2 -	1:07.315	+ 2.657	12:16:50.842	9 -	1:07.180	+ 2.522	12:24:34.662					
3 -	1:05.846	+ 1.188	12:17:56.688	10 -	1:06.562	+ 1.904	12:25:41.224					
4 -	1:07.269	+ 2.611	12:19:03.957	11 -	1:05.386	+ 0.728	12:26:46.610					
5 -	1:05.425	+ 0.767	12:20:09.382	12 -	1:04.658		12:27:51.268					
6 -	1:05.760	+ 1.102	12:21:15.142	13 -	1:04.961	+ 0.303	12:28:56.229					
7 -	1:05.575	+ 0.917	12:22:20.717	14 -	1:05.843	+ 1.185	12:30:02.072					
69	David JENKINS						A MAN TGA 12000cc					
1 -	1:13.995	+ 11.624	12:15:29.015	3 -	1:02.606	+ 0.235	12:17:33.992					
2 -	1:02.371		12:16:31.386									
84	Matt SUMMERFIELD						A MAN ERF ECT 410 12000cc					
1 -	1:14.100	+ 12.405	12:27:57.969	3 -	1:01.695		12:30:01.467					
2 -	1:01.803	+ 0.108	12:28:59.772									
95	Richard COLLETT						A MAN TGA 12000cc					
1 -	1:12.733	+ 11.465	12:15:38.636	9 -	1:01.751	+ 0.483	12:23:54.642					
2 -	1:02.870	+ 1.602	12:16:41.506	10 -	1:01.720	+ 0.452	12:24:56.362					
3 -	1:02.580	+ 1.312	12:17:44.086	11 -	1:01.931	+ 0.663	12:25:58.293					

Brands Hatch Indy
Circuit Length = 1.1986 miles
Start: 12:14 End: 12:30

Weather / Track : Cloudy / Wet


Delphi British Truck Racing Championship (Class A)

QUALIFYING - LAP ANALYSIS

4 -	1:02.101	+ 0.833	12:18:46.187	12 -	1:01.690	+ 0.422	12:26:59.983
5 -	1:01.843	+ 0.575	12:19:48.030	13 -	1:01.846	+ 0.578	12:28:01.829
6 -	1:01.341	+ 0.073	12:20:49.371	14 -	1:01.551	+ 0.283	12:29:03.380
7 -	1:01.366	+ 0.098	12:21:50.737	15 -	1:01.268		12:30:04.648
8 -	1:02.154	+ 0.886	12:22:52.891				
98	Andrew HARDY			A E.R.F. E14 1400cc			
1 -	1:16.172	+ 7.793	12:15:46.963	7 -	1:09.106	+ 0.727	12:22:58.630
2 -	1:14.102	+ 5.723	12:17:01.065	8 -	1:09.715	+ 1.336	12:24:08.345
3 -	1:13.271	+ 4.892	12:18:14.336	9 -	1:08.379		12:25:16.724
4 -	1:12.823	+ 4.444	12:19:27.159	10 -	1:09.673	+ 1.294	12:26:26.397
5 -	1:12.656	+ 4.277	12:20:39.815	11 -	1:09.225	+ 0.846	12:27:35.622
6 -	1:09.709	+ 1.330	12:21:49.524	12 -	1:09.392	+ 1.013	12:28:45.014

Delphi British Truck Racing Championship (Class A)

RACE 11 - GRID

ROW 5	1:07.013 50 Carl BROOKFIELD	1:08.379 98 Andrew HARDY
ROW 4	1:04.658 60 Roger BROOKFIELD	1:05.188 37 Terry GIBBON
ROW 3	1:02.371 69 David JENKINS	1:04.163 55 Graham POWELL
ROW 2	1:01.268 95 Richard COLLETT	1:01.695 84 Matt SUMMERFIELD
ROW 1	1:00.338 7 Stuart OLIVER	1:01.102 6 Chris LEVETT
Pole		
		

Brands Hatch Indy
Circuit Length = 1.1986 miles

These results are provisional until the conclusion of any judicial and technical matters.

Clerk of Course :		Timekeeper :
-------------------	--	--------------

Delphi British Truck Racing Championship (Class A)

RACE 11 - CLASSIFICATION

POS	NO	CL	NAME	ENTRY	LAPS	TIME	GAP	DIFF	MPH	BEST	ON
1	7	A	Stuart OLIVER	MAN TGS 18-480 12000cc	12	11:57.873			72.13	59.003	3
2	6	A	Chris LEVETT	MAN TGS TGS 480 12000cc	12	12:10.122	12.249	12.249	70.92	59.471	2
3	69	A	David JENKINS	MAN TGA 12000cc	12	12:10.793	12.920	0.671	70.85	1:00.173	3
4	95	A	Richard COLLETT	MAN TGA 12000cc	12	12:12.573	14.700	1.780	70.68	1:00.031	6
5	84	A	Matt SUMMERFIELD	MAN ERF ECT 410 12000cc	12	12:17.758	19.885	5.185	70.18	59.731	2
6	37	A	Terry GIBBON	MAN TGA 12000cc	12	12:29.571	31.698	11.813	69.08	1:01.496	9
7	55	A	Graham POWELL	E.R.F. ECX 12000cc	12	12:35.306	37.433	5.735	68.55	1:02.133	2
8	60	A	Roger BROOKFIELD	DAF CF 11000cc	12	12:51.675	53.802	16.369	67.10	1:03.305	6
NOT CLASSIFIED											
DNF	98	A	Andrew HARDY	E.R.F. E14 14000cc	7	8:16.237	5 laps	5 laps	60.86	1:08.349	2
DNF	50	A	Carl BROOKFIELD	ERF E14 11000cc	7	8:20.338	5 laps	4.101	60.36	1:09.716	2
FASTEST LAP											
7	A	Stuart OLIVER	MAN TGS 18-480 12000cc	3	59.003	73.13 mph	117.69 kph				

Weather / Track : Cloudy / Dry

These results are provisional until the conclusion of any judicial and technical matters.

Brands Hatch Indy
 Circuit Length = 1.1986 miles
 Start: 12:25 End: 12:38

Clerk of Course :

Timekeeper :

Delphi British Truck Racing Championship (Class A)

RACE 11 - LAP CHART

Lap 1			Lap 2			Lap 3			Lap 4			Lap 5		
No	Behind	Laptime	No	Behind	Laptime	No	Behind	Laptime	No	Behind	Laptime	No	Behind	Laptime
7		1:02.032	7		59.095	7		59.003	7		59.211	7		59.223
6	0.630	1:02.662	6	1.006	59.471	6	2.109	1:00.106	6	2.666	59.768	6	3.155	59.712
95	2.077	1:04.109	95	3.333	1:00.351	69	5.315	1:00.173	69	6.387	1:00.283	69	7.477	1:00.313
69	2.350	1:04.382	69	4.145	1:00.890	95	5.564	1:01.234	95	7.767	1:01.414	95	9.051	1:00.507
55	3.652	1:05.684	55	6.690	1:02.133	55	10.148	1:02.461	84	13.689	1:01.350	84	15.362	1:00.896
37	4.431	1:06.463	37	8.262	1:02.926	84	11.550	1:01.959	55	13.740	1:02.803	55	17.808	1:03.291
60	6.998	1:09.030	84	8.594	59.731	37	12.310	1:03.051	37	14.892	1:01.793	37	17.889	1:02.220
84	7.958	1:09.990	60	12.086	1:04.183	60	16.759	1:03.676	60	21.777	1:04.229	60	26.012	1:03.458
50	9.769	1:11.801	50	20.390	1:09.716	50	31.179	1:09.792	98	44.359	1:12.075	98	55.748	1:10.612
98	12.559	1:14.591	98	21.813	1:08.349	98	31.495	1:08.685	50	45.870	1:13.902	50	57.715	1:11.068

Delphi British Truck Racing Championship (Class A)

RACE 11 - LAP CHART

Lap 6			Lap 7			Lap 8			Lap 9			Lap 10		
No	Behind	Laptime	No	Behind	Laptime	No	Behind	Laptime	No	Behind	Laptime	No	Behind	Laptime
7		59.576	7		1:00.311	7		59.683	7		59.905	7		59.867
6	3.452	59.873	6	3.872	1:00.731	6	4.657	1:00.468	6	5.030	1:00.278	6	6.309	1:01.146
69	8.382	1:00.481	98	1 LAP	1:11.563	69	10.490	1:01.198	69	11.438	1:00.853	69	12.285	1:00.714
95	9.506	1:00.031	69	8.975	1:00.904	95	11.068	1:00.962	95	12.115	1:00.952	95	12.816	1:00.568
84	16.555	1:00.769	95	9.789	1:00.594	84	17.887	1:00.987	84	18.445	1:00.463	84	19.117	1:00.539
37	19.923	1:01.610	50	1 LAP	1:13.202	98	1 LAP	1:10.362	37	24.971	1:01.496	37	27.142	1:02.038
55	21.375	1:03.143	84	16.583	1:00.339	50	1 LAP	1:10.857	55	28.750	1:02.459	55	31.859	1:02.976
60	29.741	1:03.305	37	21.232	1:01.620	37	23.380	1:01.831	60	41.590	1:04.171	60	45.856	1:04.133
			55	23.314	1:02.250	55	26.196	1:02.565						
			60	33.166	1:03.736	60	37.324	1:03.841						


Delphi British Truck Racing Championship (Class A)

RACE 11 - LAP CHART

Lap 11			Lap 12		
No	Behind	Laptime	No	Behind	Laptime
7		59.676	7		1:00.291
6	10.466	1:03.833	6	12.249	1:02.074
69	12.920	1:00.311	69	12.920	1:00.291
95	13.730	1:00.590	95	14.700	1:01.261
84	19.721	1:00.280	84	19.885	1:00.455
37	29.784	1:02.318	37	31.698	1:02.205
55	34.672	1:02.489	55	37.433	1:03.052
60	49.974	1:03.794	60	53.802	1:04.119

Delphi British Truck Racing Championship (Class A)

RACE 15 - GRID

ROW 5	98 Andrew HARDY	50 Carl BROOKFIELD
ROW 4	55 Graham POWELL	60 Roger BROOKFIELD
ROW 3	84 Matt SUMMERFIELD	37 Terry GIBBON
ROW 2	69 David JENKINS	95 Richard COLLETT
ROW 1	7 Stuart OLIVER	6 Chris LEVETT
Pole		
		

Brands Hatch Indy
Circuit Length = 1.1986 miles

These results are provisional until the conclusion of any judicial and technical matters.

Clerk of Course :

Timekeeper :

Delphi British Truck Racing Championship (Class A)

RACE 15 - CLASSIFICATION

POS	NO	CL	NAME	ENTRY	LAPS	TIME	GAP	DIFF	MPH	BEST	ON
1	7	A	Stuart OLIVER	MAN TGS 18-480 12000cc	12	12:02.468			71.67	59.619	4
2	84	A	Matt SUMMERFIELD	MAN ERF ECT 410 12000cc	12	12:10.360	7.892	7.892	70.89	1:00.145	2
3	69	A	David JENKINS	MAN TGA 12000cc	12	12:10.934	8.466	0.574	70.84	1:00.163	3
4	95	A	Richard COLLETT	MAN TGA 12000cc	12	12:14.796	12.328	3.862	70.46	1:00.018	4
5	55	A	Graham POWELL	E.R.F. ECX 12000cc	12	12:36.144	33.676	21.348	68.47	1:02.192	5
6	50	A	Carl BROOKFIELD	E.R.F. E14 11000cc	11	12:04.806	1 lap	1 lap	65.48	1:04.362	7
7	37	A	Terry GIBBON	MAN TGA 12000cc	10	12:58.978	2 laps	1 lap	55.39	1:01.345	7
NOT CLASSIFIED											
DNF	6	A	Chris LEVETT	MAN TGS TGS 480 12000cc	10	10:18.611	2 laps		69.75	1:00.030	6
DNF	60	A	Roger BROOKFIELD	DAF CF 11000cc	7	7:31.756	5 laps	3 laps	66.86	1:03.163	4
FASTEST LAP											
7	A	Stuart OLIVER	MAN TGS 18-480 12000cc	4	59.619	72.37 mph	116.47 kph				

Weather / Track : Cloudy / Dry

These results are provisional until the conclusion of any judicial and technical matters.

Brands Hatch Indy
 Circuit Length = 1.1986 miles
 Start: 15:42 End: 15:55

Clerk of Course :

Timekeeper :

Delphi British Truck Racing Championship (Class A)

RACE 15 - LAP CHART

Lap 1			Lap 2			Lap 3			Lap 4			Lap 5		
No	Behind	Laptime	No	Behind	Laptime	No	Behind	Laptime	No	Behind	Laptime	No	Behind	Laptime
7		1:02.206	7		59.754	7		59.694	7		59.619	7		59.777
84	0.977	1:03.183	84	1.368	1:00.145	84	2.045	1:00.371	84	2.763	1:00.337	84	3.736	1:00.750
69	1.735	1:03.941	69	2.745	1:00.764	69	3.214	1:00.163	69	4.063	1:00.468	69	4.466	1:00.180
37	4.357	1:06.563	95	7.606	1:02.788	95	8.754	1:00.842	95	9.153	1:00.018	95	9.784	1:00.408
95	4.572	1:06.778	6	7.896	1:00.626	6	8.901	1:00.699	6	9.741	1:00.459	6	10.202	1:00.238
55	5.340	1:07.546	37	8.471	1:03.868	37	10.800	1:02.023	37	12.833	1:01.652	37	14.596	1:01.540
6	7.024	1:09.230	55	8.980	1:03.394	55	11.949	1:02.663	55	14.587	1:02.257	55	17.002	1:02.192
60	7.671	1:09.877	60	11.771	1:03.854	60	15.461	1:03.384	60	19.005	1:03.163	60	22.930	1:03.702
50	10.258	1:12.464	50	16.278	1:05.774	50	22.433	1:05.849	50	27.779	1:04.965	50	32.809	1:04.807

Delphi British Truck Racing Championship (Class A)

RACE 15 - LAP CHART

Lap 6			Lap 7			Lap 8			Lap 9			Lap 10		
No	Behind	Laptime	No	Behind	Laptime	No	Behind	Laptime	No	Behind	Laptime	No	Behind	Laptime
7		1:00.268	7		59.804	7		1:00.012	7		1:00.110	7		1:00.262
84	4.055	1:00.587	84	4.843	1:00.592	84	5.749	1:00.918	84	6.566	1:00.927	84	7.205	1:00.901
69	4.527	1:00.329	69	5.708	1:00.985	69	6.349	1:00.653	69	7.400	1:01.161	69	8.051	1:00.913
95	9.560	1:00.044	95	10.126	1:00.370	95	10.866	1:00.752	95	11.357	1:00.601	95	11.755	1:00.660
6	9.964	1:00.030	6	10.458	1:00.298	6	11.140	1:00.694	6	11.477	1:00.447	6	17.105	1:05.890
37	15.862	1:01.534	37	17.403	1:01.345	55	24.863	1:02.898	55	26.985	1:02.232	55	29.114	1:02.391
55	19.230	1:02.496	55	21.977	1:02.551	50	46.838	1:04.988	50	52.133	1:05.405	37	2 LAPS	3:27.982
60	26.386	1:03.724	60	30.634	1:04.052							50	57.470	1:05.599
50	37.304	1:04.763	50	41.862	1:04.362									

Delphi British Truck Racing Championship (Class A)

RACE 15 - LAP CHART

Lap 11			Lap 12		
No	Behind	Laptime	No	Behind	Laptime
7		1:00.377	7		1:00.585
84	7.802	1:00.974	50	1 LAP	1:05.830
69	8.490	1:00.816	84	7.892	1:00.675
95	11.953	1:00.575	69	8.466	1:00.561
55	31.937	1:03.200	95	12.328	1:00.960
37	2 LAPS	1:04.981	55	33.676	1:02.324
			37	2 LAPS	1:07.490

Legends Cars Championship

QUALIFYING - CLASSIFICATION

POS	NO	CL	NAME	ENTRY	TIME	ON	LAPS	GAP	DIFF	MPH
1	2	Supε	Lee FITZPATRICK	Legend Ford Coupe 1250cc	1:01.287	5	12			70.40
2	1	Supε	John Jon HIGGINS	Legend Ford Coupe 1250cc	1:01.612	3	8	0.325	0.325	70.03
3	3	Supε	Ross MARSHALL	Legend Ford Coupe 1250cc	1:01.735	4	13	0.448	0.123	69.89
4	19		Lawerence DAVEY	Legend Ford Coupe 1250cc	1:02.283	12	12	0.996	0.548	69.28
5	6	Supε	John MARSHALL	Legend Ford Coupe 1250cc	1:02.321	8	12	1.034	0.038	69.23
6	24		Matthew PAPE	Legend Ford 34 Coupe 1200cc	1:02.341	14	14	1.054	0.020	69.21
7	12		Stephen TREHERNE	Legend Ford 1200cc	1:02.521	6	13	1.234	0.180	69.01
8	4		Darren GAULTON	Legend Ford Coupe 1250cc	1:02.794	8	11	1.507	0.273	68.71
9	11		Simon BELCHER	Legend Ford 1200cc	1:02.847	7	11	1.560	0.053	68.65
10	72		Glenn BURTENSHAW	Legend 34 Ford Coupe 1250cc	1:03.363	6	11	2.076	0.516	68.10
11	16	Supε	Richard POCKLINGTON	Legend Ford Coupe 34 1250cccc	1:03.643	11	14	2.356	0.280	67.80
12	85		Iain HOLDEN	Legend Chevy Coupe 1250cc	1:03.772	8	10	2.485	0.129	67.66
13	66		Stephen WHITELEGG	Legend 1934 Ford Sedan 1200cccc	1:04.522	12	12	3.235	0.750	66.87
14	67		Bob BECKEY	Legend Ford 34 Coupe 1250cc	1:04.602	9	13	3.315	0.080	66.79
15	8	Supε	Nick BRACE	Ford Ford Coupe 1250cc	1:04.616	7	13	3.329	0.014	66.77
16	59	Supε	Paul MANSELL	Legend 1934 Ford Coupe 1250cc	1:05.100	6	12	3.813	0.484	66.28
17	23		Lance GOULD	Legend Ford Sedan 1250cc	1:05.524	5	6	4.237	0.424	65.85
18	77		Robin WEBB	Legend Chevy Sedan 1250cc	1:06.394	13	13	5.107	0.870	64.99
19	76		David VERNON	Legend 1934 Coupe 1250cc	1:06.770	9	10	5.483	0.376	64.62
20	69		Gerard MCCOSH	Legend 34 Ford Coupe 1250 cccc	1:06.828	12	13	5.541	0.058	64.56
21	40	Supε	Roger COUSINS	Legend 1934 Ford Coupe 1200cc	1:07.071	10	11	5.784	0.243	64.33
22	43		Mick MERCER	Legend 37 Ford Sedan 1250cc	1:07.280	10	12	5.993	0.209	64.13
23	55		Ben POWER	Legend Ford Coupe 1250cc	1:07.740	5	10	6.453	0.460	63.70

Weather / Track : Cloudy / Wet

These results are provisional until the conclusion of any judicial and technical matters.

Brands Hatch Indy
 Circuit Length = 1.1986 miles
 Start: 09:51 End: 10:07

Clerk of Course :		Timekeeper :
-------------------	--	--------------

Legends Cars Championship

QUALIFYING - LAP ANALYSIS

1	John Jon HIGGINS		persp Legend Ford Coupe 1250cc				
1 -	1:06.324	+ 4.712	9:52:49.290	5 -	1:01.695	+ 0.083	9:56:56.665
2 -	1:02.179	+ 0.567	9:53:51.469	6 -	1:01.930	+ 0.318	9:57:58.595
3 -	1:01.612		9:54:53.081	7 -	1:03.317	+ 1.705	9:59:01.912
4 -	1:01.889	+ 0.277	9:55:54.970	8 -	1:36.922 P	+ 35.310	10:00:38.834
2	Lee FITZPATRICK		persp Legend Ford Coupe 1250cc				
1 -	1:06.341	+ 5.054	9:52:50.871	7 -	1:02.524	+ 1.237	9:59:02.556
2 -	1:02.515	+ 1.228	9:53:53.386	8 -	1:01.964	+ 0.677	10:00:04.520
3 -	1:01.744	+ 0.457	9:54:55.130	9 -	1:01.608	+ 0.321	10:01:06.128
4 -	1:02.263	+ 0.976	9:55:57.393	10 -	1:01.448	+ 0.161	10:02:07.576
5 -	1:01.287		9:56:58.680	11 -	1:01.828	+ 0.541	10:03:09.404
6 -	1:01.352	+ 0.065	9:58:00.032	12 -	2:10.542 P	+ 1:09.255	10:05:19.946
3	Ross MARSHALL		persp Legend Ford Coupe 1250cc				
1 -	1:05.732	+ 3.997	9:52:51.233	8 -	1:08.524	+ 6.789	10:00:14.128
2 -	1:02.757	+ 1.022	9:53:53.990	9 -	1:03.864	+ 2.129	10:01:17.992
3 -	1:02.300	+ 0.565	9:54:56.290	10 -	1:02.402	+ 0.667	10:02:20.394
4 -	1:01.735		9:55:58.025	11 -	1:02.105	+ 0.370	10:03:22.499
5 -	1:01.861	+ 0.126	9:56:59.886	12 -	1:01.962	+ 0.227	10:04:24.461
6 -	1:01.844	+ 0.109	9:58:01.730	13 -	2:06.347 P	+ 1:04.612	10:06:30.808
7 -	1:03.874	+ 2.139	9:59:05.604				
4	Darren GAULTON		Legend Ford Coupe 1250cc				
1 -	1:11.542	+ 8.748	9:52:50.971	7 -	1:03.358	+ 0.564	9:59:15.574
2 -	1:05.009	+ 2.215	9:53:55.980	8 -	1:02.794		10:00:18.368
3 -	1:04.601	+ 1.807	9:55:00.581	9 -	1:04.125	+ 1.331	10:01:22.493
4 -	1:03.758	+ 0.964	9:56:04.339	10 -	1:03.458	+ 0.664	10:02:25.951
5 -	1:04.321	+ 1.527	9:57:08.660	11 -	2:07.675 P	+ 1:04.881	10:04:33.626
6 -	1:03.556	+ 0.762	9:58:12.216				
6	John MARSHALL		persp Legend Ford Coupe 1250cc				
1 -	1:07.154	+ 4.833	9:52:56.181	7 -	1:02.715	+ 0.394	9:59:17.032
2 -	1:04.422	+ 2.101	9:54:00.603	8 -	1:02.321		10:00:19.353
3 -	1:04.184	+ 1.863	9:55:04.787	9 -	1:04.317	+ 1.996	10:01:23.670
4 -	1:03.464	+ 1.143	9:56:08.251	10 -	1:03.484	+ 1.163	10:02:27.154
5 -	1:03.480	+ 1.159	9:57:11.731	11 -	1:03.388	+ 1.067	10:03:30.542
6 -	1:02.586	+ 0.265	9:58:14.317	12 -	1:33.694 P	+ 31.373	10:05:04.236
8	Nick BRACE		persp Ford Ford Coupe 1250cc				
1 -	1:08.317	+ 3.701	9:52:56.295	8 -	1:04.973	+ 0.357	10:00:34.664
2 -	1:05.532	+ 0.916	9:54:01.827	9 -	1:04.938	+ 0.322	10:01:39.602
3 -	1:05.582	+ 0.966	9:55:07.409	10 -	1:06.858	+ 2.242	10:02:46.460
4 -	1:05.518	+ 0.902	9:56:12.927	11 -	1:05.158	+ 0.542	10:03:51.618
5 -	1:06.112	+ 1.496	9:57:19.039	12 -	1:05.749	+ 1.133	10:04:57.367
6 -	1:06.036	+ 1.420	9:58:25.075	13 -	2:03.035 P	+ 58.419	10:07:00.402
7 -	1:04.616		9:59:29.691				
11	Simon BELCHER		Legend Ford 1200cc				
1 -	1:10.458	+ 7.611	9:53:20.045	7 -	1:02.847		9:59:43.744
2 -	1:04.926	+ 2.079	9:54:24.971	8 -	1:03.106	+ 0.259	10:00:46.850
3 -	1:04.396	+ 1.549	9:55:29.367	9 -	1:03.553	+ 0.706	10:01:50.403
4 -	1:04.048	+ 1.201	9:56:33.415	10 -	1:02.901	+ 0.054	10:02:53.304
5 -	1:03.876	+ 1.029	9:57:37.291	11 -	2:08.040 P	+ 1:05.193	10:05:01.344
6 -	1:03.606	+ 0.759	9:58:40.897				
12	Stephen TREHERNE		Legend Ford 1200cc				
1 -	1:08.610	+ 6.089	9:53:19.068	8 -	1:02.557	+ 0.036	10:00:42.023
2 -	1:04.760	+ 2.239	9:54:23.828	9 -	1:02.698	+ 0.177	10:01:44.721
3 -	1:04.068	+ 1.547	9:55:27.896	10 -	1:03.102	+ 0.581	10:02:47.823
4 -	1:03.362	+ 0.841	9:56:31.258	11 -	1:03.841	+ 1.320	10:03:51.664
5 -	1:03.146	+ 0.625	9:57:34.404	12 -	1:03.104	+ 0.583	10:04:54.768
6 -	1:02.521		9:58:36.925	13 -	2:02.658 P	+ 1:00.137	10:06:57.426

Brands Hatch Indy
Circuit Length = 1.1986 miles
Start: 09:51 End: 10:07

Weather / Track : Cloudy / Wet

Legends Cars Championship

QUALIFYING - LAP ANALYSIS

7 -	1:02.541	+ 0.020	9:59:39.466			
16	Richard POCKLINGTON persp Legend Ford Coupe 34 1250cccc					
1 -	1:08.765	+ 5.122	9:52:49.527	8 -	1:03.694	+ 0.051 10:00:22.135
2 -	1:05.630	+ 1.987	9:53:55.157	9 -	1:05.445	+ 1.802 10:01:27.580
3 -	1:04.936	+ 1.293	9:55:00.093	10 -	1:03.871	+ 0.228 10:02:31.451
4 -	1:04.454	+ 0.811	9:56:04.547	11 -	1:03.643	10:03:35.094
5 -	1:04.846	+ 1.203	9:57:09.393	12 -	1:03.956	+ 0.313 10:04:39.050
6 -	1:03.812	+ 0.169	9:58:13.205	13 -	1:05.089	+ 1.446 10:05:44.139
7 -	1:05.236	+ 1.593	9:59:18.441	14 -	1:04.514	+ 0.871 10:06:48.653
19	Lawrence DAVEY Legend Ford Coupe 1250cc					
1 -	1:08.782	+ 6.499	9:52:48.019	7 -	1:04.617	+ 2.334 9:59:07.090
2 -	1:03.872	+ 1.589	9:53:51.891	8 -	1:03.197	+ 0.914 10:00:10.287
3 -	1:02.819	+ 0.536	9:54:54.710	9 -	1:02.878	+ 0.595 10:01:13.165
4 -	1:02.850	+ 0.567	9:55:57.560	10 -	1:02.595	+ 0.312 10:02:15.760
5 -	1:02.391	+ 0.108	9:56:59.951	11 -	1:02.601	+ 0.318 10:03:18.361
6 -	1:02.522	+ 0.239	9:58:02.473	12 -	1:02.283	10:04:20.644
23	Lance GOULD Legend Ford Sedan 1250cc					
1 -	1:07.653	+ 2.129	9:54:07.417	4 -	1:05.743	+ 0.219 9:57:26.440
2 -	1:07.018	+ 1.494	9:55:14.435	5 -	1:05.524	9:58:31.964
3 -	1:06.262	+ 0.738	9:56:20.697	6 -	1:09.954	+ 4.430 9:59:41.918
24	Matthew PAPE Legend Ford 34 Coupe 1200cc					
1 -	1:10.984	+ 8.643	9:53:05.415	8 -	1:02.427	+ 0.086 10:00:29.206
2 -	1:03.763	+ 1.422	9:54:09.178	9 -	1:02.652	+ 0.311 10:01:31.858
3 -	1:03.781	+ 1.440	9:55:12.959	10 -	1:03.220	+ 0.879 10:02:35.078
4 -	1:03.307	+ 0.966	9:56:16.266	11 -	1:02.486	+ 0.145 10:03:37.564
5 -	1:03.334	+ 0.993	9:57:19.600	12 -	1:02.680	+ 0.339 10:04:40.244
6 -	1:04.591	+ 2.250	9:58:24.191	13 -	1:02.742	+ 0.401 10:05:42.986
7 -	1:02.588	+ 0.247	9:59:26.779	14 -	1:02.341	10:06:45.327
40	Roger COUSINS persp Legend 1934 Ford Coupe 1200cc					
1 -	1:18.795	+ 11.724	9:53:12.366	7 -	1:08.195	+ 1.124 10:00:16.354
2 -	1:13.386	+ 6.315	9:54:25.752	8 -	1:20.098	+ 13.027 10:01:36.452
3 -	1:12.112	+ 5.041	9:55:37.864	9 -	1:11.396	+ 4.325 10:02:47.848
4 -	1:10.027	+ 2.956	9:56:47.891	10 -	1:07.071	10:03:54.919
5 -	1:09.794	+ 2.723	9:57:57.685	11 -	1:07.618	+ 0.547 10:05:02.537
6 -	1:10.474	+ 3.403	9:59:08.159			
43	Mick MERCER Legend 37 Ford Sedan 1250cc					
1 -	1:16.380	+ 9.100	9:53:18.241	7 -	1:08.974	+ 1.694 10:00:18.389
2 -	1:12.065	+ 4.785	9:54:30.306	8 -	1:09.217	+ 1.937 10:01:27.606
3 -	1:10.325	+ 3.045	9:55:40.631	9 -	1:19.140	+ 11.860 10:02:46.746
4 -	1:09.095	+ 1.815	9:56:49.726	10 -	1:07.280	10:03:54.026
5 -	1:10.073	+ 2.793	9:57:59.799	11 -	1:07.649	+ 0.369 10:05:01.675
6 -	1:09.616	+ 2.336	9:59:09.415	12 -	2:06.161 P	+ 58.881 10:07:07.836
55	Ben POWER Legend Ford Coupe 1250cc					
1 -	1:18.594	+ 10.854	9:53:15.449	6 -	1:11.438	+ 3.698 9:59:08.040
2 -	1:13.188	+ 5.448	9:54:28.637	7 -	1:09.184	+ 1.444 10:00:17.224
3 -	1:10.078	+ 2.338	9:55:38.715	8 -	1:10.851	+ 3.111 10:01:28.075
4 -	1:10.147	+ 2.407	9:56:48.862	9 -	1:08.931	+ 1.191 10:02:37.006
5 -	1:07.740		9:57:56.602	10 -	2:02.974 P	+ 55.234 10:04:39.980
59	Paul MANSELL persp Legend 1934 Ford Coupe 1250cc					
1 -	1:10.171	+ 5.071	9:52:54.258	7 -	1:05.175	+ 0.075 9:59:29.423
2 -	1:06.361	+ 1.261	9:54:00.619	8 -	1:05.553	+ 0.453 10:00:34.976
3 -	1:06.327	+ 1.227	9:55:06.946	9 -	1:05.168	+ 0.068 10:01:40.144
4 -	1:06.677	+ 1.577	9:56:13.623	10 -	1:05.528	+ 0.428 10:02:45.672
5 -	1:05.525	+ 0.425	9:57:19.148	11 -	1:05.907	+ 0.807 10:03:51.579
6 -	1:05.100		9:58:24.248	12 -	1:05.675	+ 0.575 10:04:57.254

Brands Hatch Indy
Circuit Length = 1.1986 miles
Start: 09:51 End: 10:07

Weather / Track : Cloudy / Wet

Legends Cars Championship

QUALIFYING - LAP ANALYSIS

66	Stephen WHITELEGG		Legend 1934 Ford Sedan 1200cccc				
1 -	1:12.581	+ 8.059	9:53:13.163	7 -	1:06.277	+ 1.755	9:59:52.626
2 -	1:08.566	+ 4.044	9:54:21.729	8 -	1:05.255	+ 0.733	10:00:57.881
3 -	1:08.249	+ 3.727	9:55:29.978	9 -	1:05.157	+ 0.635	10:02:03.038
4 -	1:05.243	+ 0.721	9:56:35.221	10 -	1:05.021	+ 0.499	10:03:08.059
5 -	1:05.573	+ 1.051	9:57:40.794	11 -	1:05.450	+ 0.928	10:04:13.509
6 -	1:05.555	+ 1.033	9:58:46.349	12 -	1:04.522		10:05:18.031
67	Bob BECKEY		Legend Ford 34 Coupe 1250cc				
1 -	1:15.321	+ 10.719	9:53:13.681	8 -	1:04.982	+ 0.380	10:01:01.920
2 -	1:10.721	+ 6.119	9:54:24.402	9 -	1:04.602		10:02:06.522
3 -	1:07.908	+ 3.306	9:55:32.310	10 -	1:05.703	+ 1.101	10:03:12.225
4 -	1:07.108	+ 2.506	9:56:39.418	11 -	1:06.234	+ 1.632	10:04:18.459
5 -	1:05.519	+ 0.917	9:57:44.937	12 -	1:06.578	+ 1.976	10:05:25.037
6 -	1:05.625	+ 1.023	9:58:50.562	13 -	1:07.122	+ 2.520	10:06:32.159
7 -	1:06.376	+ 1.774	9:59:56.938				
69	Gerard MCCOSH		Legend 34 Ford Coupe 1250 cccc				
1 -	1:19.274	+ 12.446	9:53:11.084	8 -	1:07.740	+ 0.912	10:01:18.550
2 -	1:12.882	+ 6.054	9:54:23.966	9 -	1:09.207	+ 2.379	10:02:27.757
3 -	1:13.289	+ 6.461	9:55:37.255	10 -	1:07.531	+ 0.703	10:03:35.288
4 -	1:09.732	+ 2.904	9:56:46.987	11 -	1:07.620	+ 0.792	10:04:42.908
5 -	1:08.444	+ 1.616	9:57:55.431	12 -	1:06.828		10:05:49.736
6 -	1:07.327	+ 0.499	9:59:02.758	13 -	1:07.210	+ 0.382	10:06:56.946
7 -	1:08.052	+ 1.224	10:00:10.810				
72	Glenn BURTENSHAW		Legend 34 Ford Coupe 1250cc				
1 -	1:13.523	+ 10.160	9:53:19.987	7 -	1:04.690	+ 1.327	9:59:51.650
2 -	1:06.814	+ 3.451	9:54:26.801	8 -	1:04.166	+ 0.803	10:00:55.816
3 -	1:06.391	+ 3.028	9:55:33.192	9 -	1:09.552	+ 6.189	10:02:05.368
4 -	1:05.808	+ 2.445	9:56:39.000	10 -	1:07.011	+ 3.648	10:03:12.379
5 -	1:04.597	+ 1.234	9:57:43.597	11 -	1:08.056	+ 4.693	10:04:20.435
6 -	1:03.363		9:58:46.960				
76	David VERNON		Legend 1934 Coupe 1250cc				
1 -	1:15.264	+ 8.494	9:53:14.614	6 -	1:13.637	+ 6.867	9:59:09.977
2 -	1:11.207	+ 4.437	9:54:25.821	7 -	1:08.338	+ 1.568	10:00:18.315
3 -	1:08.992	+ 2.222	9:55:34.813	8 -	1:08.589	+ 1.819	10:01:26.904
4 -	1:08.931	+ 2.161	9:56:43.744	9 -	1:06.770		10:02:33.674
5 -	1:12.596	+ 5.826	9:57:56.340	10 -	1:59.328 P	+ 52.558	10:04:33.002
77	Robin WEBB		Legend Chevy Sedan 1250cc				
1 -	1:18.139	+ 11.745	9:53:21.469	8 -	1:07.152	+ 0.758	10:01:19.043
2 -	1:09.967	+ 3.573	9:54:31.436	9 -	1:07.096	+ 0.702	10:02:26.139
3 -	1:08.399	+ 2.005	9:55:39.835	10 -	1:06.877	+ 0.483	10:03:33.016
4 -	1:08.632	+ 2.238	9:56:48.467	11 -	1:07.195	+ 0.801	10:04:40.211
5 -	1:07.501	+ 1.107	9:57:55.968	12 -	1:07.055	+ 0.661	10:05:47.266
6 -	1:08.071	+ 1.677	9:59:04.039	13 -	1:06.394		10:06:53.660
7 -	1:07.852	+ 1.458	10:00:11.891				
85	Iain HOLDEN		Legend Chevy Coupe 1250cc				
1 -	1:09.266	+ 5.494	9:53:16.418	6 -	1:03.870	+ 0.098	9:58:41.604
2 -	1:07.122	+ 3.350	9:54:23.540	7 -	1:03.868	+ 0.096	9:59:45.472
3 -	1:05.266	+ 1.494	9:55:28.806	8 -	1:03.772		10:00:49.244
4 -	1:04.805	+ 1.033	9:56:33.611	9 -	1:04.927	+ 1.155	10:01:54.171
5 -	1:04.123	+ 0.351	9:57:37.734	10 -	1:03.927	+ 0.155	10:02:58.098

Weather / Track : Cloudy / Wet

www.tsl-timing.com

Page 3 of 3

Printed - 10.09 Saturday, 28 March 2009

Brands Hatch Indy
Circuit Length = 1.1986 miles
Start: 09:51 End: 10:07

Legends Cars Championship

RACE 1 - HEAT 1 - CLASSIFICATION

POS	NO	CL	NAME	ENTRY	LAPS	TIME	GAP	DIFF	MPH	BEST	ON
1	1		John Jon HIGGINS	Legend Ford Coupe 1250cc	8	7:50.474			73.37	57.767	7
2	12		Stephen TREHERNE	Legend Ford 1200cc	8	7:51.951	1.477	1.477	73.14	57.536	7
3	19		Lawerence DAVEY	Legend Ford Coupe 1250cc	8	7:53.090	2.616	1.139	72.96	57.767	7
4	16		Richard POCKLINGTON	Legend Ford Coupe 34 1250cccc	8	8:09.253	18.779	16.163	70.55	58.468	5
5	8		Nick BRACE	Ford Ford Coupe 1250cc	8	8:09.413	18.939	0.160	70.53	59.088	5
6	85		Iain HOLDEN	Legend Chevy Coupe 1250cc	8	8:09.895	19.421	0.482	70.46	58.188	5
7	59		Paul MANSELL	Legend 1934 Ford Coupe 1250cc	8	8:10.218	19.744	0.323	70.41	59.092	5
8	72		Glenn BURTENSHAW	Legend 34 Ford Coupe 1250cc	8	8:10.556	20.082	0.338	70.36	58.155	3
9	4		Darren GAULTON	Legend Ford Coupe 1250cc	8	8:10.945	20.471	0.389	70.31	58.793	5
10	24		Matthew PAPE	Legend Ford 34 Coupe 1200cc	8	8:12.399	21.925	1.454	70.10	58.531	6
11	69		Gerard MCCOSH	Legend 34 Ford Coupe 1250 cccc	8	8:13.109	22.635	0.710	70.00	58.808	4
12	6		John MARSHALL	Legend Ford Coupe 1250cc	8	8:19.278	28.804	6.169	69.14	58.211	5
13	77		Robin WEBB	Legend Chevy Sedan 1250cc	8	8:19.485	29.011	0.207	69.11	59.812	4
14	55		Ben POWER	Legend Ford Coupe 1250cc	8	8:20.152	29.678	0.667	69.01	1:00.364	7
15	23		Lance GAULD	Legend Ford Sedan 1250cc	8	8:20.578	30.104	0.426	68.96	1:00.267	6
16	40		Roger COUSINS	Legend 1934 Ford Coupe 1200cc	8	8:28.243	37.769	7.665	67.92	1:00.829	4
17	3		Ross MARSHALL	Legend Ford Coupe 1250cc	8	8:30.462	39.988	2.219	67.62	58.041	5
18	67		Bob BECKEY	Legend Ford 34 Coupe 1250cc	8	8:34.430	43.956	3.968	67.10	1:01.119	4
NOT CLASSIFIED											
DNF	11		Simon BELCHER	Legend Ford 1200cc	7	6:54.662	1 lap	1 lap	72.84	57.436	5
DNF	43		Mick MERCER	Legend 37 Ford Sedan 1250cc	7	7:19.161	1 lap	24.499	68.77	1:00.211	6
DNF	76		David VERNON	Legend 1934 Coupe 1250cc	6	6:17.010	2 laps	1 lap	68.67	1:00.256	6
DNF	2		Lee FITZPATRICK	Legend Ford Coupe 1250cc	5	4:58.884	3 laps	1 lap	72.18	57.906	5
DNC	66		Stephen WHITELEGG	Legend 1934 Ford Sedan 1200cccc	4	8:01.885	4 laps	1 lap	35.81	1:00.741	2
FASTEST LAP											
	11		Simon BELCHER	Legend Ford 1200cc	5	57.436			75.12 mph	120.90 kph	

Weather / Track : Cloudy / Drying

These results are provisional until the conclusion of any judicial and technical matters.

Brands Hatch Indy
Circuit Length = 1.1986 miles
Start: 12:42 End: 12:50

Clerk of Course :

Timekeeper :

Legends Cars Championship

RACE 1 - HEAT 1 - LAP CHART

Lap 1			Lap 2			Lap 3			Lap 4			Lap 5		
No	Behind	Laptime	No	Behind	Laptime	No	Behind	Laptime	No	Behind	Laptime	No	Behind	Laptime
1		1:01.425	1		59.089	1		58.823	1		57.993	1		57.935
19	0.689	1:02.114	19	0.910	59.310	19	0.901	58.814	19	1.780	58.872	12	2.449	57.644
4	1.099	1:02.524	4	1.752	59.742	3	2.165	59.025	12	2.740	58.501	19	2.479	58.634
3	1.612	1:03.037	3	1.963	59.440	12	2.232	58.668	3	2.865	58.693	3	2.971	58.041
2	2.186	1:03.611	12	2.387	58.459	2	2.988	59.169	2	3.648	58.653	11	3.446	57.436
11	2.369	1:03.794	2	2.642	59.545	4	3.096	1:00.167	11	3.945	58.644	2	3.619	57.906
85	2.510	1:03.935	11	3.857	1:00.577	11	3.294	58.260	4	4.721	59.618	4	5.579	58.793
72	2.577	1:04.002	72	4.219	1:00.731	72	3.551	58.155	72	4.795	59.237	72	5.678	58.818
12	3.017	1:04.442	85	4.530	1:01.109	85	4.805	59.098	85	6.041	59.229	85	6.294	58.188
6	3.364	1:04.789	6	4.613	1:00.338	6	5.173	59.383	6	6.343	59.163	6	6.619	58.211
16	3.769	1:05.194	16	4.938	1:00.258	16	5.519	59.404	16	6.458	58.932	16	6.991	58.468
59	4.831	1:06.256	24	5.830	1:00.005	24	6.129	59.122	24	6.933	58.797	8	12.168	59.088
24	4.914	1:06.339	59	6.858	1:01.116	8	8.625	1:00.474	8	11.015	1:00.383	59	12.306	59.092
66	5.381	1:06.806	8	6.974	59.914	59	8.839	1:00.804	59	11.149	1:00.303	69	14.290	59.229
8	6.149	1:07.574	66	7.033	1:00.741	55	12.155	1:01.473	69	12.996	58.808	55	18.398	1:01.741
67	6.383	1:07.808	55	9.505	1:01.461	69	12.181	1:00.826	55	14.592	1:00.430	24	18.940	1:09.942
55	7.133	1:08.558	67	10.130	1:02.836	67	12.889	1:01.582	77	15.577	59.812	77	19.665	1:02.023
43	7.794	1:09.219	69	10.178	1:01.389	77	13.758	1:01.105	67	16.015	1:01.119	23	20.359	1:00.512
69	7.878	1:09.303	77	11.476	1:01.705	43	14.295	1:01.246	43	17.376	1:01.074	43	21.199	1:01.758
76	8.180	1:09.605	43	11.872	1:03.167	23	14.664	1:01.065	23	17.782	1:01.111	76	21.489	1:01.538
77	8.860	1:10.285	23	12.422	1:02.456	76	15.355	1:01.581	76	17.886	1:00.524	40	21.783	1:01.218
23	9.055	1:10.480	76	12.597	1:03.506	40	15.664	1:01.329	40	18.500	1:00.829	67	22.440	1:04.360
40	9.403	1:10.828	40	13.158	1:02.844									

Legends Cars Championship

RACE 1 - HEAT 1 - LAP CHART

Lap 6			Lap 7			Lap 8		
No	Behind	Laptime	No	Behind	Laptime	No	Behind	Laptime
1		57.876	1		57.767	1		59.566
12	2.769	58.196	12	2.538	57.536	12	1.477	58.505
19	3.018	58.415	19	3.018	57.767	19	2.616	59.164
11	3.398	57.828	11	3.754	58.123	66	4 LAPS	1:13.423
72	6.620	58.818	72	7.407	58.554	16	18.779	1:05.307
4	7.168	59.465	4	8.623	59.222	8	18.939	1:03.028
16	11.365	1:02.250	16	13.038	59.440	85	19.421	1:01.573
85	13.662	1:05.244	8	15.477	59.318	59	19.744	1:02.541
8	13.926	59.634	59	16.769	1:00.067	72	20.082	1:12.241
59	14.469	1:00.039	69	16.782	59.172	4	20.471	1:11.414
6	15.326	1:06.583	6	17.037	59.478	24	21.925	1:01.111
69	15.377	58.963	85	17.414	1:01.519	69	22.635	1:05.419
24	19.595	58.531	24	20.380	58.552	6	28.804	1:11.333
55	22.259	1:01.737	55	24.856	1:00.364	77	29.011	1:02.931
23	22.750	1:00.267	77	25.646	1:00.268	55	29.678	1:04.388
77	23.145	1:01.356	23	27.955	1:02.972	23	30.104	1:01.715
43	23.534	1:00.211	43	28.253	1:02.486	40	37.769	1:03.610
76	23.869	1:00.256	40	33.725	1:06.075	3	39.988	1:04.020
40	25.417	1:01.510	67	35.428	1:07.008	67	43.956	1:08.094
67	26.187	1:01.623	3	35.534	1:02.303			
3	30.998	1:25.903						
66	3 LAPS	4:40.915						

Legends Cars Championship

RACE 2 - HEAT 2 - CLASSIFICATION

POS	NO	CL	NAME	ENTRY	LAPS	TIME	GAP	DIFF	MPH	BEST	ON
1	2		Lee FITZPATRICK	Legend Ford Coupe 1250cc	8	7:43.752			74.43	57.160	5
2	12		Stephen TREHERNE	Legend Ford 1200cc	8	7:43.815	0.063	0.063	74.42	57.193	5
3	1		John Jon HIGGINS	Legend Ford Coupe 1250cc	8	7:43.855	0.103	0.040	74.42	56.543	7
4	19		Lawerence DAVEY	Legend Ford Coupe 1250cc	8	7:47.779	4.027	3.924	73.79	57.272	5
5	11		Simon BELCHER	Legend Ford 1200cc	8	7:47.789	4.037	0.010	73.79	57.195	5
6	6		John MARSHALL	Legend Ford Coupe 1250cc	8	7:53.856	10.104	6.067	72.84	58.141	7
7	3		Ross MARSHALL	Legend Ford Coupe 1250cc	8	7:53.948	10.196	0.092	72.83	57.877	4
8	72		Glenn BURTENSHAW	Legend 34 Ford Coupe 1250cc	8	7:54.422	10.670	0.474	72.76	58.138	8
9	16		Richard POCKLINGTON	Legend Ford Coupe 34 1250cccc	8	7:54.797	11.045	0.375	72.70	57.770	6
10	85		Iain HOLDEN	Legend Chevy Coupe 1250cc	8	7:55.388	11.636	0.591	72.61	58.161	4
11	55		Ben POWER	Legend Ford Coupe 1250cc	8	8:02.141	18.389	6.753	71.59	58.615	6
12	69		Gerard MCCOSH	Legend 34 Ford Coupe 1250 cccc	8	8:02.277	18.525	0.136	71.57	58.173	7
13	23		Lance GAULD	Legend Ford Sedan 1250cc	8	8:02.943	19.191	0.666	71.47	58.979	5
14	67		Bob BECKEY	Legend Ford 34 Coupe 1250cc	8	8:07.456	23.704	4.513	70.81	59.346	5
15	40		Roger COUSINS	Legend 1934 Ford Coupe 1200cc	8	8:08.036	24.284	0.580	70.73	59.503	8
16	77		Robin WEBB	Legend Chevy Sedan 1250cc	8	8:13.081	29.329	5.045	70.00	1:00.150	2
17	59		Paul MANSELL	Legend 1934 Ford Coupe 1250cc	8	8:15.022	31.270	1.941	69.73	59.328	2
18	8		Nick BRACE	Ford Ford Coupe 1250cc	8	8:16.042	32.290	1.020	69.59	58.054	8
19	4		Darren GAULTON	Legend Ford Coupe 1250cc	8	8:16.101	32.349	0.059	69.58	57.555	8
20	76		David VERNON	Legend 1934 Coupe 1250cc	8	8:22.486	38.734	6.385	68.69	1:00.461	6

NOT CLASSIFIED

DNF	66		Stephen WHITELEGG	Legend 1934 Ford Sedan 1200cccc	7	7:03.496	1 lap	1 lap	71.32	58.202	6
DNF	24		Matthew PAPE	Legend Ford 34 Coupe 1200cc	5	5:31.146	3 laps	2 laps	65.15	58.087	4
DNF	43		Mick MERCER	Legend 37 Ford Sedan 1250cc	0						

FASTEST LAP

1			John Jon HIGGINS	Legend Ford Coupe 1250cc	7	56.543			76.31 mph	122.81 kph	
---	--	--	-------------------------	--------------------------	---	--------	--	--	-----------	------------	--

Car Nos. 4 & 8 - 20 second penalty - G62 - False start

Weather / Track : Bright / Dry

These results are provisional until the conclusion of any judicial and technical matters.

Brands Hatch Indy
Circuit Length = 1.1986 miles
Start: 14:06 End: 14:15

Clerk of Course :		Timekeeper :	
-------------------	--	--------------	--

Legends Cars Championship

RACE 2 - HEAT 2 - LAP CHART

Lap 1			Lap 2			Lap 3			Lap 4			Lap 5		
No	Behind	Laptime	No	Behind	Laptime	No	Behind	Laptime	No	Behind	Laptime	No	Behind	Laptime
12		1:01.209	2		57.490	2		57.498	2		57.464	2		57.160
2	0.671	1:01.880	12	0.275	58.436	12	0.204	57.427	12	0.067	57.327	12	0.100	57.193
6	0.738	1:01.947	6	1.407	58.830	6	2.176	58.267	11	2.333	57.557	1	2.141	56.902
11	1.327	1:02.536	11	1.593	58.427	11	2.240	58.145	1	2.399	57.033	11	2.368	57.195
72	1.487	1:02.696	72	1.672	58.346	1	2.830	57.592	19	3.026	57.305	19	3.138	57.272
66	1.696	1:02.905	24	2.676	59.078	72	2.881	58.707	6	4.189	59.477	6	6.983	59.954
24	1.759	1:02.968	66	2.723	59.188	19	3.185	57.642	72	4.302	58.885	85	7.127	59.216
19	2.013	1:03.222	1	2.736	58.377	3	3.913	58.081	3	4.326	57.877	3	7.175	1:00.009
85	2.238	1:03.447	19	3.041	59.189	85	4.374	58.454	85	5.071	58.161	72	8.008	1:00.866
3	2.424	1:03.633	3	3.330	59.067	16	4.922	58.940	16	5.277	57.819	16	8.547	1:00.430
1	2.520	1:03.729	85	3.418	59.341	24	5.070	59.892	24	5.693	58.087	66	9.457	1:00.108
16	2.712	1:03.921	16	3.480	58.929	66	5.204	59.979	66	6.509	58.769	8	9.818	59.768
67	4.697	1:05.906	4	4.927	58.363	4	5.668	58.239	4	6.788	58.584	4	10.329	1:00.701
4	4.725	1:05.934	8	5.360	58.289	8	6.300	58.438	8	7.210	58.374	23	13.501	58.979
8	5.232	1:06.441	67	6.502	59.966	55	9.446	1:00.199	59	11.590	59.348	55	13.772	59.211
55	5.333	1:06.542	55	6.745	59.573	67	9.447	1:00.443	23	11.682	59.274	67	14.738	59.346
77	5.737	1:06.946	59	7.249	59.328	59	9.706	59.955	55	11.721	59.739	69	14.935	58.274
69	5.890	1:07.099	77	7.726	1:00.150	23	9.872	59.499	67	12.552	1:00.569	40	17.690	1:00.952
59	6.082	1:07.291	23	7.871	59.435	77	10.417	1:00.189	77	13.715	1:00.762	77	18.018	1:01.463
76	6.354	1:07.563	76	8.907	1:00.714	40	11.825	1:00.300	69	13.821	59.098	59	23.990	1:09.560
23	6.597	1:07.806	40	9.023	1:00.183	69	12.187	1:00.488	40	13.898	59.537	76	28.107	1:01.101
40	7.001	1:08.210	69	9.197	1:01.468	76	19.476	1:08.067	76	24.166	1:02.154	24	39.654	1:31.121

Car Nos. 4 & 8 - 20 second penalty - G62 - False start

Weather / Track : Bright / Dry

www.tsl-timing.com

Brands Hatch Indy
Circuit Length = 1.1986 miles
Start: 14:06 End: 14:15

Legends Cars Championship

RACE 2 - HEAT 2 - LAP CHART

Lap 6			Lap 7			Lap 8		
No	Behind	Laptime	No	Behind	Laptime	No	Behind	Laptime
2		57.414	2		57.439	2		57.407
12	0.101	57.415	12	0.058	57.396	12	0.063	57.412
1	1.341	56.614	1	0.445	56.543	1	0.103	57.065
11	2.821	57.867	11	3.297	57.915	19	4.027	57.843
19	3.157	57.433	19	3.591	57.873	11	4.037	58.147
6	8.219	58.650	6	8.921	58.141	6	10.104	58.590
85	8.338	58.625	3	9.447	58.180	3	10.196	58.156
3	8.706	58.945	85	9.799	58.900	72	10.670	58.138
72	8.802	58.208	72	9.939	58.576	16	11.045	58.348
16	8.903	57.770	16	10.104	58.640	85	11.636	59.244
66	10.245	58.202	8	11.643	58.484	8	12.290	58.054
8	10.598	58.194	4	12.201	58.928	4	12.349	57.555
4	10.712	57.797	55	16.604	59.070	55	18.389	59.192
55	14.973	58.615	66	17.151	1:04.345	69	18.525	58.718
23	15.080	58.993	69	17.214	58.173	23	19.191	59.299
69	16.480	58.959	23	17.299	59.658	67	23.704	1:00.695
67	17.207	59.883	67	20.416	1:00.648	40	24.284	59.503
40	19.851	59.575	40	22.188	59.776	77	29.329	1:02.022
77	21.216	1:00.612	77	24.714	1:00.937	59	31.270	1:00.127
59	26.083	59.507	59	28.550	59.906	76	38.734	1:00.721
76	31.154	1:00.461	76	35.420	1:01.705			

Car Nos. 4 & 8 - 20 second penalty - G62 - False start

Weather / Track : Bright / Dry

www.tsl-timing.com

Brands Hatch Indy
Circuit Length = 1.1986 miles
Start: 14:06 End: 14:15

Legends Cars Championship

RACE 5 - FINAL - CLASSIFICATION

POS	NO	CL	NAME	ENTRY	LAPS	TIME	GAP	DIFF	MPH	BEST	ON
1	2		Lee FITZPATRICK	Legend Ford Coupe 1250cc	10	10:23.791			69.17	1:01.460	3
2	19		Lawrence DAVEY	Legend Ford Coupe 1250cc	10	10:25.333	1.542	1.542	69.00	1:01.520	3
3	3		Ross MARSHALL	Legend Ford Coupe 1250cc	10	10:26.144	2.353	0.811	68.91	1:01.732	4
4	1		John Jon HIGGINS	Legend Ford Coupe 1250cc	10	10:28.721	4.930	2.577	68.63	1:01.429	10
5	11		Simon BELCHER	Legend Ford 1200cc	10	10:28.891	5.100	0.170	68.61	1:01.664	10
6	12		Stephen TREHERNE	Legend Ford 1200cc	10	10:32.990	9.199	4.099	68.16	1:01.674	6
7	24		Matthew PAPE	Legend Ford 34 Coupe 1200cc	10	10:36.556	12.765	3.566	67.78	1:02.341	7
8	4		Darren GAULTON	Legend Ford Coupe 1250cc	10	10:39.088	15.297	2.532	67.51	1:02.301	6
9	66		Stephen WHITELEGG	Legend 1934 Ford Sedan 1200cccc	10	10:39.870	16.079	0.782	67.43	1:02.747	10
10	23		Lance GAULD	Legend Ford Sedan 1250cc	10	10:42.947	19.156	3.077	67.11	1:02.321	6
11	6		John MARSHALL	Legend Ford Coupe 1250cc	10	10:43.240	19.449	0.293	67.08	1:02.337	7
12	72		Glenn BURTENSHAW	Legend 34 Ford Coupe 1250cc	10	10:44.216	20.425	0.976	66.98	1:02.964	6
13	16		Richard POCKLINGTON	Legend Ford Coupe 34 1250cccc	10	10:44.646	20.855	0.430	66.93	1:02.385	10
14	85		Iain HOLDEN	Legend Chevy Coupe 1250cc	10	10:45.579	21.788	0.933	66.84	1:03.457	9
15	8		Nick BRACE	Ford Ford Coupe 1250cc	10	10:50.463	26.672	4.884	66.33	1:03.292	6
16	55		Ben POWER	Legend Ford Coupe 1250cc	10	11:00.951	37.160	10.488	65.28	1:04.679	9
17	69		Gerard MCCOSH	Legend 34 Ford Coupe 1250 cccc	10	11:01.301	37.510	0.350	65.25	1:04.431	7
18	67		Bob BECKEY	Legend Ford 34 Coupe 1250cc	10	11:13.571	49.780	12.270	64.06	1:05.854	3
19	77		Robin WEBB	Legend Chevy Sedan 1250cc	10	11:16.006	52.215	2.435	63.83	1:05.814	10
20	40		Roger COUSINS	Legend 1934 Ford Coupe 1200cc	10	11:16.064	52.273	0.058	63.82	1:05.811	10

NOT CLASSIFIED

DNF	76		David VERNON	Legend 1934 Coupe 1250cc	7	8:53.107	3 laps	3 laps	56.65	1:07.825	5
DNF	59		Paul MANSELL	Legend 1934 Ford Coupe 1250cc	6	6:35.297	4 laps	1 lap	65.49	1:04.373	6
DNF	43		Mick MERCER	Legend 37 Ford Sedan 1250cc	0						

FASTEST LAP

1			John Jon HIGGINS	Legend Ford Coupe 1250cc	10	1:01.429			70.24 mph	113.04 kph	
---	--	--	-------------------------	--------------------------	----	----------	--	--	-----------	------------	--

Weather / Track : Cloudy / Wet

These results are provisional until the conclusion of any judicial and technical matters.

Brands Hatch Indy
Circuit Length = 1.1986 miles
Start: 15:26 End: 15:37

Clerk of Course :		Timekeeper :	
-------------------	--	--------------	--

Legends Cars Championship
RACE 5 - FINAL - LAP CHART

Lap 1			Lap 2			Lap 3			Lap 4			Lap 5		
No	Behind	Laptime	No	Behind	Laptime	No	Behind	Laptime	No	Behind	Laptime	No	Behind	Laptime
3		1:06.191	3		1:02.498	3		1:01.949	3		1:01.732	3		1:02.145
11	0.838	1:07.029	2	0.933	1:02.493	2	0.444	1:01.460	2	0.349	1:01.637	2	0.176	1:01.972
2	0.938	1:07.129	19	1.397	1:02.794	19	0.968	1:01.520	19	0.881	1:01.645	19	0.533	1:01.797
19	1.101	1:07.292	11	1.772	1:03.432	11	2.453	1:02.630	11	2.923	1:02.202	11	2.842	1:02.064
66	1.902	1:08.093	24	3.534	1:03.854	12	5.140	1:02.515	12	6.143	1:02.735	1	6.083	1:01.993
24	2.178	1:08.369	66	4.193	1:04.789	24	5.623	1:04.038	1	6.235	1:01.958	12	6.695	1:02.697
4	2.561	1:08.752	12	4.574	1:03.918	1	6.009	1:02.570	24	7.566	1:03.675	24	8.179	1:02.758
85	2.952	1:09.143	4	4.574	1:04.511	66	6.069	1:03.825	66	8.640	1:04.303	66	9.513	1:03.018
12	3.154	1:09.345	85	5.184	1:04.730	85	7.271	1:04.036	85	9.386	1:03.847	4	11.375	1:03.613
59	4.327	1:10.518	1	5.388	1:02.568	4	7.397	1:04.772	4	9.907	1:04.242	72	11.630	1:03.750
72	4.783	1:10.974	59	6.636	1:04.807	72	8.287	1:03.561	72	10.025	1:03.470	85	11.916	1:04.675
1	5.318	1:11.509	72	6.675	1:04.390	59	9.157	1:04.470	23	12.600	1:03.276	23	13.551	1:03.096
67	5.581	1:11.772	8	8.548	1:05.312	23	11.056	1:04.215	8	13.361	1:03.652	8	15.087	1:03.871
8	5.734	1:11.925	23	8.790	1:05.163	8	11.441	1:04.842	6	13.536	1:02.637	6	15.799	1:04.408
6	5.820	1:12.011	67	9.403	1:06.320	6	12.631	1:04.143	59	13.713	1:06.288	59	16.409	1:04.841
16	5.946	1:12.137	6	10.437	1:07.115	67	13.308	1:05.854	16	14.769	1:03.135	16	16.535	1:03.911
23	6.125	1:12.316	16	10.720	1:07.272	16	13.366	1:04.595	67	18.134	1:06.558	55	22.068	1:05.104
55	7.151	1:13.342	55	11.723	1:07.070	55	15.358	1:05.584	55	19.109	1:05.483	67	22.185	1:06.196
69	8.097	1:14.288	69	12.521	1:06.922	69	16.303	1:05.731	69	19.897	1:05.326	69	22.540	1:04.788
77	8.970	1:15.161	77	13.897	1:07.425	77	19.363	1:07.415	77	24.364	1:06.733	77	28.738	1:06.519
40	9.763	1:15.954	40	15.028	1:07.763	40	20.035	1:06.956	40	25.321	1:07.018	40	29.604	1:06.428
76	10.278	1:16.469	76	18.057	1:10.277	76	25.754	1:09.646	76	32.809	1:08.787	76	38.489	1:07.825

Legends Cars Championship
RACE 5 - FINAL - LAP CHART

Lap 6			Lap 7			Lap 8			Lap 9			Lap 10		
No	Behind	Laptime	No	Behind	Laptime	No	Behind	Laptime	No	Behind	Laptime	No	Behind	Laptime
2		1:01.614	2		1:01.835	2		1:02.084	2		1:01.751	2		1:01.816
3	0.281	1:02.071	3	0.372	1:01.926	3	0.358	1:02.070	19	1.374	1:02.681	19	1.542	1:01.984
19	0.622	1:01.879	19	0.489	1:01.702	19	0.444	1:02.039	3	2.179	1:03.572	3	2.353	1:01.990
11	3.385	1:02.333	11	3.436	1:01.886	11	4.188	1:02.836	11	5.252	1:02.815	1	4.930	1:01.429
1	5.941	1:01.648	1	5.571	1:01.465	1	5.158	1:01.671	1	5.317	1:01.910	11	5.100	1:01.664
12	6.579	1:01.674	12	6.807	1:02.063	12	7.002	1:02.279	12	7.869	1:02.618	12	9.199	1:03.146
24	8.962	1:02.573	24	9.468	1:02.341	24	10.786	1:03.402	24	11.828	1:02.793	24	12.765	1:02.753
66	10.574	1:02.851	66	12.208	1:03.469	66	13.548	1:03.424	4	14.583	1:02.625	4	15.297	1:02.530
4	11.886	1:02.301	4	12.371	1:02.320	4	13.709	1:03.422	66	15.148	1:03.351	66	16.079	1:02.747
72	12.804	1:02.964	72	14.500	1:03.531	72	16.094	1:03.678	23	17.943	1:03.502	23	19.156	1:03.029
85	13.904	1:03.778	23	15.573	1:03.326	23	16.192	1:02.703	6	18.490	1:02.449	6	19.449	1:02.775
23	14.082	1:02.321	85	16.049	1:03.980	85	17.705	1:03.740	72	18.537	1:04.194	72	20.425	1:03.704
8	16.589	1:03.292	6	17.194	1:02.337	6	17.792	1:02.682	85	19.411	1:03.457	16	20.855	1:02.385
6	16.692	1:02.683	16	18.544	1:03.088	16	19.398	1:02.938	16	20.286	1:02.639	85	21.788	1:04.193
16	17.291	1:02.546	8	19.742	1:04.988	8	21.828	1:04.170	8	24.101	1:04.024	8	26.672	1:04.387
59	18.992	1:04.373	55	28.499	1:05.044	55	31.347	1:04.932	55	34.275	1:04.679	55	37.160	1:04.701
55	25.290	1:05.012	69	28.888	1:04.431	69	31.642	1:04.838	69	34.809	1:04.918	69	37.510	1:04.517
69	26.292	1:05.542	67	32.274	1:07.194	76	1 LAP	1:50.284	67	42.878	1:07.149	67	49.780	1:08.718
67	26.915	1:06.520	77	39.095	1:07.068	67	37.480	1:07.290	77	48.217	1:05.951	77	52.215	1:05.814
77	33.862	1:06.914	40	39.171	1:06.713	77	44.017	1:07.006	40	48.278	1:05.996	40	52.273	1:05.811
40	34.293	1:06.479				40	44.033	1:06.946						
76	46.518	1:09.819												

Legends Cars Championship

QUALIFYING - CLASSIFICATION

POS	NO	CL	NAME	ENTRY	TIME	ON	LAPS	GAP	DIFF	MPH
1	1		John Jon HIGGINS	Legend Ford Coupe 1250cc	56.172	7	8			76.81
2	2		Lee FITZPATRICK	Legend Ford Coupe 1250cc	56.442	7	10	0.270	0.270	76.45
3	16		Richard POCKLINGTON	Legend Ford Coupe 34 1250cccc	56.807	5	6	0.635	0.365	75.95
4	24		Matthew PAPE	Legend Ford 34 Coupe 1200cc	56.824	6	11	0.652	0.017	75.93
5	12		Stephen TREHERNE	Legend Ford 1200cc	56.999	5	7	0.827	0.175	75.70
6	11		Simon BELCHER	Legend Ford 1200cc	57.072	3	10	0.900	0.073	75.60
7	8		Nick BRACE	Ford Ford Coupe 1250cc	57.154	7	10	0.982	0.082	75.49
8	3		Ross MARSHALL	Legend Ford Coupe 1250cc	57.198	6	10	1.026	0.044	75.44
9	19		Lawerence DAVEY	Legend Ford Coupe 1250cc	57.260	6	7	1.088	0.062	75.35
10	6		John MARSHALL	Legend Ford Coupe 1250cc	57.434	10	11	1.262	0.174	75.13
11	72		Glenn BURTENSHAW	Legend 34 Ford Coupe 1250cc	57.603	6	8	1.431	0.169	74.91
12	40		Roger COUSINS	Legend 1934 Ford Coupe 1200cc	57.896	7	11	1.724	0.293	74.53
13	85		Iain HOLDEN	Legend Chevy Coupe 1250cc	57.923	10	11	1.751	0.027	74.49
14	69		Gerard MCCOSH	Legend 34 Ford Coupe 1250 cccc	58.080	7	9	1.908	0.157	74.29
15	4		Darren GAULTON	Legend Ford Coupe 1250cc	58.492	3	7	2.320	0.412	73.77
16	23		Lance GAULD	Legend Ford Sedan 1250cc	58.737	6	10	2.565	0.245	73.46
17	59		Paul MANSELL	Legend 1934 Ford Coupe 1250cc	58.794	11	11	2.622	0.057	73.39
18	66		Stephen WHITELEGG	Legend 1934 Ford Sedan 1200cccc	59.166	11	11	2.994	0.372	72.93
19	67		Bob BECKEY	Legend Ford 34 Coupe 1250cc	59.694	6	10	3.522	0.528	72.28
20	76		David VERNON	Legend 1934 Coupe 1250cc	59.941	8	10	3.769	0.247	71.98
21	77		Robin WEBB	Legend Chevy Sedan 1250cc	59.956	3	5	3.784	0.015	71.97
22	55		Ben POWER	Legend Ford Coupe 1250cc	1:03.865	2	2	7.693	3.909	67.56

Weather / Track : Cloudy / Dry

These results are provisional until the conclusion of any judicial and technical matters.

Brands Hatch Indy
 Circuit Length = 1.1986 miles
 Start: 10:00 End: 10:12

Clerk of Course :

Timekeeper :

Legends Cars Championship

QUALIFYING - LAP ANALYSIS

1	John Jon HIGGINS		Legend Ford Coupe 1250cc				
1 -	1:00.423	+ 4.251	10:01:23.279	5 -	56.343	+ 0.171	10:05:10.785
2 -	57.157	+ 0.985	10:02:20.436	6 -	56.300	+ 0.128	10:06:07.085
3 -	57.463	+ 1.291	10:03:17.899	7 -	56.172		10:07:03.257
4 -	56.543	+ 0.371	10:04:14.442	8 -	2:11.246 P	+ 1:15.074	10:09:14.503
2	Lee FITZPATRICK		Legend Ford Coupe 1250cc				
1 -	1:01.766	+ 5.324	10:01:29.617	6 -	57.046	+ 0.604	10:06:17.018
2 -	57.975	+ 1.533	10:02:27.592	7 -	56.442		10:07:13.460
3 -	57.907	+ 1.465	10:03:25.499	8 -	57.933	+ 1.491	10:08:11.393
4 -	57.366	+ 0.924	10:04:22.865	9 -	57.328	+ 0.886	10:09:08.721
5 -	57.107	+ 0.665	10:05:19.972	10 -	2:50.955 P	+ 1:54.513	10:11:59.676
3	Ross MARSHALL		Legend Ford Coupe 1250cc				
1 -	1:00.956	+ 3.758	10:01:26.187	6 -	57.198		10:06:15.803
2 -	58.401	+ 1.203	10:02:24.588	7 -	57.277	+ 0.079	10:07:13.080
3 -	58.142	+ 0.944	10:03:22.730	8 -	57.959	+ 0.761	10:08:11.039
4 -	58.212	+ 1.014	10:04:20.942	9 -	57.555	+ 0.357	10:09:08.594
5 -	57.663	+ 0.465	10:05:18.605	10 -	58.406	+ 1.208	10:10:07.000
4	Darren GAULTON		Legend Ford Coupe 1250cc				
1 -	1:03.279	+ 4.787	10:01:38.734	5 -	58.862	+ 0.370	10:05:33.403
2 -	58.772	+ 0.280	10:02:37.506	6 -	58.654	+ 0.162	10:06:32.057
3 -	58.492		10:03:35.998	7 -	2:18.284 P	+ 1:19.792	10:08:50.341
4 -	58.543	+ 0.051	10:04:34.541				
6	John MARSHALL		Legend Ford Coupe 1250cc				
1 -	1:03.351	+ 5.917	10:01:37.905	7 -	58.222	+ 0.788	10:07:35.520
2 -	58.829	+ 1.395	10:02:36.734	8 -	57.947	+ 0.513	10:08:33.467
3 -	58.420	+ 0.986	10:03:35.154	9 -	57.570	+ 0.136	10:09:31.037
4 -	58.796	+ 1.362	10:04:33.950	10 -	57.434		10:10:28.471
5 -	1:05.342	+ 7.908	10:05:39.292	11 -	58.130	+ 0.696	10:11:26.601
6 -	58.006	+ 0.572	10:06:37.298				
8	Nick BRACE		Ford Ford Coupe 1250cc				
1 -	1:02.242	+ 5.088	10:01:26.356	6 -	58.244	+ 1.090	10:06:17.535
2 -	59.530	+ 2.376	10:02:25.886	7 -	57.154		10:07:14.689
3 -	58.565	+ 1.411	10:03:24.451	8 -	58.002	+ 0.848	10:08:12.691
4 -	57.450	+ 0.296	10:04:21.901	9 -	57.391	+ 0.237	10:09:10.082
5 -	57.390	+ 0.236	10:05:19.291	10 -	59.097	+ 1.943	10:10:09.179
11	Simon BELCHER		Legend Ford 1200cc				
1 -	1:01.490	+ 4.418	10:01:28.495	6 -	57.304	+ 0.232	10:06:15.692
2 -	57.393	+ 0.321	10:02:25.888	7 -	57.279	+ 0.207	10:07:12.971
3 -	57.072		10:03:22.960	8 -	58.232	+ 1.160	10:08:11.203
4 -	57.875	+ 0.803	10:04:20.835	9 -	57.582	+ 0.510	10:09:08.785
5 -	57.553	+ 0.481	10:05:18.388	10 -	2:29.449 P	+ 1:32.377	10:11:38.234
12	Stephen TREHERNE		Legend Ford 1200cc				
1 -	1:30.737	+ 33.738	10:02:16.514	5 -	56.999		10:06:10.151
2 -	1:02.034	+ 5.035	10:03:18.548	6 -	57.216	+ 0.217	10:07:07.367
3 -	57.317	+ 0.318	10:04:15.865	7 -	2:20.956 P	+ 1:23.957	10:09:28.323
4 -	57.287	+ 0.288	10:05:13.152				
16	Richard POCKLINGTON		Legend Ford Coupe 34 1250cc				
1 -	1:01.938	+ 5.131	10:01:30.598	4 -	57.423	+ 0.616	10:04:24.597
2 -	58.072	+ 1.265	10:02:28.670	5 -	56.807		10:05:21.404
3 -	58.504	+ 1.697	10:03:27.174	6 -	3:02.474 P	+ 2:05.667	10:08:23.878
19	Lawrence DAVEY		Legend Ford Coupe 1250cc				
1 -	1:02.040	+ 4.780	10:01:43.772	5 -	57.442	+ 0.182	10:05:34.226
2 -	57.860	+ 0.600	10:02:41.632	6 -	57.260		10:06:31.486
3 -	57.574	+ 0.314	10:03:39.206	7 -	1:33.398 P	+ 36.138	10:08:04.884

Brands Hatch Indy
Circuit Length = 1.1986 miles
Start: 10:00 End: 10:12

Weather / Track : Cloudy / Dry

Legends Cars Championship

QUALIFYING - LAP ANALYSIS

4 -	57.578	+ 0.318	10:04:36.784			
23	Lance GAULD		Legend Ford Sedan 1250cc			
1 -	1:05.811	+ 7.074	10:01:53.490	6 -	58.737	10:06:50.532
2 -	1:00.918	+ 2.181	10:02:54.408	7 -	58.825	+ 0.088
3 -	59.635	+ 0.898	10:03:54.043	8 -	59.085	+ 0.348
4 -	58.813	+ 0.076	10:04:52.856	9 -	59.427	+ 0.690
5 -	58.939	+ 0.202	10:05:51.795	10 -	1:17.003	+ 18.266
24	Matthew PAPE		Legend Ford 34 Coupe 1200cc			
1 -	1:00.710	+ 3.886	10:01:30.129	7 -	57.006	+ 0.182
2 -	58.164	+ 1.340	10:02:28.293	8 -	57.033	+ 0.209
3 -	58.039	+ 1.215	10:03:26.332	9 -	57.284	+ 0.460
4 -	57.420	+ 0.596	10:04:23.752	10 -	57.867	+ 1.043
5 -	57.364	+ 0.540	10:05:21.116	11 -	57.330	+ 0.506
6 -	56.824		10:06:17.940			
40	Roger COUSINS		Legend 1934 Ford Coupe 1200cc			
1 -	1:05.733	+ 7.837	10:01:39.360	7 -	57.896	10:07:36.675
2 -	1:01.066	+ 3.170	10:02:40.426	8 -	58.135	+ 0.239
3 -	1:00.202	+ 2.306	10:03:40.628	9 -	59.151	+ 1.255
4 -	59.746	+ 1.850	10:04:40.374	10 -	58.780	+ 0.884
5 -	59.464	+ 1.568	10:05:39.838	11 -	58.984	+ 1.088
6 -	58.941	+ 1.045	10:06:38.779			
55	Ben POWER		Legend Ford Coupe 1250cc			
1 -	1:08.386	+ 4.521	10:10:55.020	2 -	1:03.865	10:11:58.885
59	Paul MANSELL		Legend 1934 Ford Coupe 1250cc			
1 -	1:02.295	+ 3.501	10:01:28.504	7 -	59.410	+ 0.616
2 -	59.172	+ 0.378	10:02:27.676	8 -	59.663	+ 0.869
3 -	59.601	+ 0.807	10:03:27.277	9 -	1:02.970	+ 4.176
4 -	59.055	+ 0.261	10:04:26.332	10 -	1:09.892	+ 11.098
5 -	59.087	+ 0.293	10:05:25.419	11 -	58.794	10:11:35.533
6 -	59.385	+ 0.591	10:06:24.804			
66	Stephen WHITELEGG		Legend 1934 Ford Sedan 1200cccc			
1 -	1:04.405	+ 5.239	10:01:41.431	7 -	59.710	+ 0.544
2 -	1:01.560	+ 2.394	10:02:42.991	8 -	1:00.448	+ 1.282
3 -	59.466	+ 0.300	10:03:42.457	9 -	59.426	+ 0.260
4 -	59.854	+ 0.688	10:04:42.311	10 -	59.513	+ 0.347
5 -	59.900	+ 0.734	10:05:42.211	11 -	59.166	10:11:40.123
6 -	59.649	+ 0.483	10:06:41.860			
67	Bob BECKEY		Legend Ford 34 Coupe 1250cc			
1 -	1:04.695	+ 5.001	10:01:47.274	6 -	59.694	10:06:52.579
2 -	1:02.299	+ 2.605	10:02:49.573	7 -	1:00.821	+ 1.127
3 -	1:01.042	+ 1.348	10:03:50.615	8 -	1:00.612	+ 0.918
4 -	1:01.284	+ 1.590	10:04:51.899	9 -	1:08.998	+ 9.304
5 -	1:00.986	+ 1.292	10:05:52.885	10 -	1:00.866	+ 1.172
69	Gerard MCCOSH		Legend 34 Ford Coupe 1250 cccc			
1 -	1:05.991	+ 7.911	10:01:38.295	6 -	1:02.035	+ 3.955
2 -	58.721	+ 0.641	10:02:37.016	7 -	58.080	10:07:36.012
3 -	58.644	+ 0.564	10:03:35.660	8 -	58.125	+ 0.045
4 -	58.663	+ 0.583	10:04:34.323	9 -	1:00.186	+ 2.106
5 -	1:01.574	+ 3.494	10:05:35.897			
72	Glenn BURTENSHAW		Legend 34 Ford Coupe 1250cc			
1 -	1:02.685	+ 5.082	10:01:47.298	5 -	58.430	+ 0.827
2 -	58.619	+ 1.016	10:02:45.917	6 -	57.603	10:06:37.544
3 -	57.916	+ 0.313	10:03:43.833	7 -	58.061	+ 0.458
4 -	57.678	+ 0.075	10:04:41.511	8 -	58.044	+ 0.441

Brands Hatch Indy
Circuit Length = 1.1986 miles
Start: 10:00 End: 10:12

Weather / Track : Cloudy / Dry

Legends Cars Championship

QUALIFYING - LAP ANALYSIS

76		David VERNON		Legend 1934 Coupe 1250cc			
1 -	1:04.379	+ 4.438	10:01:43.520	6 -	1:01.752	+ 1.811	10:06:50.026
2 -	1:02.244	+ 2.303	10:02:45.764	7 -	1:02.802	+ 2.861	10:07:52.828
3 -	1:00.148	+ 0.207	10:03:45.912	8 -	59.941		10:08:52.769
4 -	1:01.187	+ 1.246	10:04:47.099	9 -	1:00.401	+ 0.460	10:09:53.170
5 -	1:01.175	+ 1.234	10:05:48.274	10 -	1:37.528 P	+ 37.587	10:11:30.698
77		Robin WEBB		Legend Chevy Sedan 1250cc			
1 -	1:10.968	+ 11.012	10:01:54.947	4 -	1:05.525	+ 5.569	10:05:00.509
2 -	1:00.081	+ 0.125	10:02:55.028	5 -	1:20.575	+ 20.619	10:06:21.084
3 -	59.956		10:03:54.984				
85		Iain HOLDEN		Legend Chevy Coupe 1250cc			
1 -	1:02.358	+ 4.435	10:01:42.300	7 -	58.184	+ 0.261	10:07:33.840
2 -	58.354	+ 0.431	10:02:40.654	8 -	58.231	+ 0.308	10:08:32.071
3 -	58.851	+ 0.928	10:03:39.505	9 -	58.122	+ 0.199	10:09:30.193
4 -	58.604	+ 0.681	10:04:38.109	10 -	57.923		10:10:28.116
5 -	58.466	+ 0.543	10:05:36.575	11 -	58.206	+ 0.283	10:11:26.322
6 -	59.081	+ 1.158	10:06:35.656				

Legends Cars Championship

RACE 9 - HEAT 1 - CLASSIFICATION

POS	NO	CL	NAME	ENTRY	LAPS	TIME	GAP	DIFF	MPH	BEST	ON
1	1		John Jon HIGGINS	Legend Ford Coupe 1250cc	10	12:39.369			56.82	56.154	6
2	12		Stephen TREHERNE	Legend Ford 1200cc	10	12:43.991	4.622	4.622	56.48	56.815	6
3	2		Lee FITZPATRICK	Legend Ford Coupe 1250cc	10	12:44.055	4.686	0.064	56.47	56.519	8
4	19		Lawerence DAVEY	Legend Ford Coupe 1250cc	10	12:44.080	4.711	0.025	56.47	56.634	6
5	11		Simon BELCHER	Legend Ford 1200cc	10	12:44.447	5.078	0.367	56.44	56.502	9
6	6		John MARSHALL	Legend Ford Coupe 1250cc	10	12:49.365	9.996	4.918	56.08	57.300	5
7	16		Richard POCKLINGTON	Legend Ford Coupe 34 1250cccc	10	12:49.771	10.402	0.406	56.05	56.935	5
8	24		Matthew PAPE	Legend Ford 34 Coupe 1200cc	10	12:50.098	10.729	0.327	56.03	56.980	6
9	72		Glenn BURTENSHAW	Legend 34 Ford Coupe 1250cc	10	12:50.201	10.832	0.103	56.02	56.939	5
10	85		Iain HOLDEN	Legend Chevy Coupe 1250cc	10	12:51.524	12.155	1.323	55.92	57.186	5
11	3		Ross MARSHALL	Legend Ford Coupe 1250cc	10	12:51.844	12.475	0.320	55.90	56.761	5
12	8		Nick BRACE	Ford Ford Coupe 1250cc	10	12:51.942	12.573	0.098	55.89	57.279	6
13	69		Gerard MCCOSH	Legend 34 Ford Coupe 1250 cccc	10	12:58.788	19.419	6.846	55.40	57.858	7
14	23		Lance GAULD	Legend Ford Sedan 1250cc	10	12:59.120	19.751	0.332	55.38	58.239	8
15	40		Roger COUSINS	Legend 1934 Ford Coupe 1200cc	10	13:04.906	25.537	5.786	54.97	58.702	10
16	55		Ben POWER	Legend Ford Coupe 1250cc	10	13:14.295	34.926	9.389	54.32	58.327	5

NOT CLASSIFIED

DNF	67		Bob BECKEY	Legend Ford 34 Coupe 1250cc	5	8:06.287	5 laps	5 laps	44.36	59.379	5
DNF	4		Darren GAULTON	Legend Ford Coupe 1250cc	0						
DNF	59		Paul MANSELL	Legend 1934 Ford Coupe 1250cc	0						
DNF	66		Stephen WHITELEGG	Legend 1934 Ford Sedan 1200cccc	0						
DNF	77		Robin WEBB	Legend Chevy Sedan 1250cc	0						

FASTEST LAP

1			John Jon HIGGINS	Legend Ford Coupe 1250cc	6	56.154		76.84 mph		123.66 kph	
---	--	--	-------------------------	--------------------------	---	--------	--	-----------	--	------------	--

Weather / Track : Sunny / Dry

These results are provisional until the conclusion of any judicial and technical matters.

Brands Hatch Indy
Circuit Length = 1.1986 miles
Start: 11:20 End: 11:34

Clerk of Course :

Timekeeper :

Legends Cars Championship
RACE 9 - HEAT 1 - LAP CHART

Lap 1			Lap 2			Lap 3			Lap 4			Lap 5		
No	Behind	Laptime	No	Behind	Laptime	No	Behind	Laptime	No	Behind	Laptime	No	Behind	Laptime
1		1:05.010	1		1:33.524	1		2:20.660	1		2:02.149	1		56.341
12	0.191	1:05.201	12	2.094	1:35.427	12	0.839	2:19.405	12	0.780	2:02.090	12	1.304	56.865
19	0.719	1:05.729	19	2.798	1:35.603	19	1.467	2:19.329	19	1.267	2:01.949	19	1.565	56.639
11	1.260	1:06.270	11	3.820	1:36.084	11	2.302	2:19.142	11	1.556	2:01.403	11	2.323	57.108
2	1.841	1:06.851	2	4.908	1:36.591	2	2.787	2:18.539	2	1.649	2:01.011	2	2.374	57.066
6	2.747	1:07.757	6	5.835	1:36.612	6	3.860	2:18.685	6	2.367	2:00.656	6	3.326	57.300
85	3.411	1:08.421	85	6.540	1:36.653	85	4.462	2:18.582	85	3.047	2:00.734	85	3.892	57.186
16	5.269	1:10.279	16	7.856	1:36.111	16	5.271	2:18.075	16	3.345	2:00.223	16	3.939	56.935
72	6.587	1:11.597	72	16.042	1:42.979	72	6.193	2:10.811	72	3.804	1:59.760	72	4.402	56.939
8	7.863	1:12.873	8	16.619	1:42.280	8	9.744	2:13.785	8	4.448	1:56.853	8	5.457	57.350
67	8.747	1:13.757	67	17.139	1:41.916	67	10.445	2:13.966	67	5.565	1:57.269	24	6.431	57.171
24	9.287	1:14.297	24	17.582	1:41.819	24	11.123	2:14.201	24	5.601	1:56.627	3	8.593	56.761
23	12.031	1:17.041	23	19.234	1:40.727	23	12.448	2:13.874	23	6.900	1:56.601	67	8.603	59.379
55	13.204	1:18.214	55	20.832	1:41.152	55	14.012	2:13.840	55	7.643	1:55.780	23	8.831	58.272
69	14.730	1:19.740	69	23.213	1:42.007	69	15.669	2:13.116	69	8.071	1:54.551	55	9.629	58.327
3	37.534	1:42.544	3	24.471	1:20.461	3	16.617	2:12.806	3	8.173	1:53.705	69	10.059	58.329
40	38.162	1:43.172	40	26.006	1:21.368	40	18.023	2:12.677	40	8.868	1:52.994	40	11.497	58.970

Legends Cars Championship
RACE 9 - HEAT 1 - LAP CHART

Lap 6			Lap 7			Lap 8			Lap 9			Lap 10		
No	Behind	Laptime	No	Behind	Laptime	No	Behind	Laptime	No	Behind	Laptime	No	Behind	Laptime
1		56.154	1		56.177	1		56.467	1		56.537	1		56.350
12	1.965	56.815	12	2.853	57.065	19	3.709	56.947	19	4.012	56.840	12	4.622	56.897
19	2.045	56.634	19	3.229	57.361	12	3.771	57.385	12	4.075	56.841	2	4.686	56.750
11	3.410	57.241	2	3.847	56.551	2	3.899	56.519	2	4.286	56.924	19	4.711	57.049
2	3.473	57.253	11	4.426	57.193	11	4.652	56.693	11	4.617	56.502	11	5.078	56.811
6	4.616	57.444	6	5.812	57.373	6	6.923	57.578	6	8.286	57.900	6	9.996	58.060
85	5.078	57.340	85	6.368	57.467	16	8.266	58.139	16	9.132	57.403	16	10.402	57.620
16	5.356	57.571	16	6.594	57.415	85	8.300	58.399	24	9.611	57.287	24	10.729	57.468
72	5.476	57.228	72	6.931	57.632	72	8.524	58.060	72	9.740	57.753	72	10.832	57.442
8	6.582	57.279	8	7.928	57.523	24	8.861	57.053	85	10.461	58.698	85	12.155	58.044
24	7.257	56.980	24	8.275	57.195	8	9.523	58.062	8	10.724	57.738	3	12.475	56.882
3	9.696	57.257	3	10.539	57.020	3	11.258	57.186	3	11.943	57.222	8	12.573	58.199
23	11.422	58.745	23	13.709	58.464	23	15.481	58.239	69	17.448	58.402	69	19.419	58.321
69	12.271	58.366	69	13.952	57.858	69	15.583	58.098	23	17.514	58.570	23	19.751	58.587
40	14.725	59.382	40	18.072	59.524	40	20.825	59.220	40	23.185	58.897	40	25.537	58.702
55	21.349	1:07.874	55	25.017	59.845	55	28.120	59.570	55	31.406	59.823	55	34.926	59.870

Legends Cars Championship

RACE 12 - HEAT 2 - CLASSIFICATION

POS	NO	CL	NAME	ENTRY	LAPS	TIME	GAP	DIFF	MPH	BEST	ON
1	2		Lee FITZPATRICK	Legend Ford Coupe 1250cc	10	11:08.298			64.56	56.602	6
2	1		John Jon HIGGINS	Legend Ford Coupe 1250cc	10	11:08.701	0.403	0.403	64.52	55.610	5
3	3		Ross MARSHALL	Legend Ford Coupe 1250cc	10	11:12.649	4.351	3.948	64.15	56.866	6
4	19		Lawrence DAVEY	Legend Ford Coupe 1250cc	10	11:12.800	4.502	0.151	64.13	56.866	4
5	11		Simon BELCHER	Legend Ford 1200cc	10	11:15.049	6.751	2.249	63.92	56.931	6
6	72		Glenn BURTENSHAW	Legend 34 Ford Coupe 1250cc	10	11:15.711	7.413	0.662	63.85	57.493	5
7	4		Darren GAULTON	Legend Ford Coupe 1250cc	10	11:18.564	10.266	2.853	63.59	57.466	4
8	16		Richard POCKLINGTON	Legend Ford Coupe 34 1250cccc	10	11:21.355	13.057	2.791	63.33	57.317	5
9	24		Matthew PAPE	Legend Ford 34 Coupe 1200cc	10	11:21.679	13.381	0.324	63.30	57.375	6
10	69		Gerard MCCOSH	Legend 34 Ford Coupe 1250 cccc	10	11:25.057	16.759	3.378	62.98	57.575	5
11	23		Lance GAULD	Legend Ford Sedan 1250cc	10	11:28.653	20.355	3.596	62.65	57.887	5
12	55		Ben POWER	Legend Ford Coupe 1250cc	10	11:30.235	21.937	1.582	62.51	59.175	4
13	40		Roger COUSINS	Legend 1934 Ford Coupe 1200cc	10	11:34.336	26.038	4.101	62.14	58.910	4
14	77		Robin WEBB	Legend Chevy Sedan 1250cc	10	11:36.419	28.121	2.083	61.96	59.642	7
15	66		Stephen WHITELEGG	Legend 1934 Ford Sedan 1200cccc	10	11:36.790	28.492	0.371	61.92	58.940	5
16	85		Iain HOLDEN	Legend Chevy Coupe 1250cc	10	11:38.933	30.635	2.143	61.73	58.913	4
17	8		Nick BRACE	Ford Ford Coupe 1250cc	9	11:17.076	1 lap	1 lap	57.35	59.034	4
18	6		John MARSHALL	Legend Ford Coupe 1250cc	9	11:33.736	1 lap	16.660	55.98	58.357	4

NOT CLASSIFIED

DNF	67		Bob BECKEY	Legend Ford 34 Coupe 1250cc	9	10:38.815	1 lap		60.79	1:00.258	5
DNF	12		Stephen TREHERNE	Legend Ford 1200cc	0						

FASTEST LAP

	1		John Jon HIGGINS	Legend Ford Coupe 1250cc	5	55.610		77.59 mph		124.87 kph	
--	---	--	-------------------------	--------------------------	---	--------	--	-----------	--	------------	--

Weather / Track : Cloudy / Dry

These results are provisional until the conclusion of any judicial and technical matters.

Brands Hatch Indy
Circuit Length = 1.1986 miles
Start: 14:01 End: 14:13

Clerk of Course :

Timekeeper :

Legends Cars Championship
RACE 12 - HEAT 2 - LAP CHART

Lap 1			Lap 2			Lap 3			Lap 4			Lap 5		
No	Behind	Laptime	No	Behind	Laptime	No	Behind	Laptime	No	Behind	Laptime	No	Behind	Laptime
3		1:19.470	3		1:26.565	3		1:41.792	3		57.398	3		57.079
24	0.652	1:20.122	24	0.903	1:26.816	24	0.356	1:41.245	2	0.471	56.862	2	0.065	56.673
72	2.449	1:21.919	72	2.088	1:26.204	72	0.942	1:40.646	24	0.684	57.726	72	1.548	57.493
2	2.744	1:22.214	2	2.404	1:26.225	2	1.007	1:40.395	72	1.134	57.590	19	2.603	56.973
4	3.637	1:23.107	4	2.906	1:25.834	4	1.846	1:40.732	4	1.914	57.466	11	2.989	57.047
66	5.567	1:25.037	66	3.620	1:24.618	66	2.578	1:40.750	19	2.709	56.866	4	3.425	58.590
67	6.415	1:25.885	67	4.399	1:24.549	67	3.173	1:40.566	11	3.021	57.104	1	4.396	55.610
19	8.267	1:27.737	19	5.027	1:23.325	19	3.241	1:40.006	1	5.865	57.625	69	6.533	57.575
11	9.552	1:29.022	11	6.247	1:23.260	11	3.315	1:38.860	69	6.037	59.189	16	7.248	57.317
69	12.874	1:32.344	69	7.516	1:21.207	69	4.246	1:38.522	16	7.010	58.828	24	7.709	1:04.104
23	13.684	1:33.154	23	9.070	1:21.951	23	5.107	1:37.829	67	7.566	1:01.791	23	8.594	57.887
77	14.273	1:33.743	77	9.678	1:21.970	77	5.450	1:37.564	23	7.786	1:00.077	55	10.712	59.776
16	14.886	1:34.356	16	10.651	1:22.330	16	5.580	1:36.721	55	8.015	59.175	67	10.745	1:00.258
1	15.364	1:34.834	1	11.208	1:22.409	1	5.638	1:36.222	77	8.041	59.989	77	11.133	1:00.171
55	16.558	1:36.028	55	12.162	1:22.169	55	6.238	1:35.868	8	8.656	59.034	85	11.251	59.382
8	17.013	1:36.483	8	12.773	1:22.325	8	7.020	1:36.039	85	8.948	58.913	8	11.320	59.743
85	17.514	1:36.984	85	13.324	1:22.375	85	7.433	1:35.901	40	10.049	58.910	40	12.138	59.168
40	18.781	1:38.251	40	14.146	1:21.930	40	8.537	1:36.183	6	1 LAP	58.824	6	1 LAP	58.357
			6	1 LAP	3:34.620	6	1 LAP	1:02.700	66	11.679	1:06.499	66	13.540	58.940

Legends Cars Championship
RACE 12 - HEAT 2 - LAP CHART

Lap 6			Lap 7			Lap 8			Lap 9			Lap 10		
No	Behind	Laptime	No	Behind	Laptime	No	Behind	Laptime	No	Behind	Laptime	No	Behind	Laptime
2		56.602	2		57.049	2		57.104	2		57.540	2		57.634
3	0.199	56.866	3	0.849	57.699	3	1.946	58.201	1	1.285	56.819	1	0.403	56.752
72	2.846	57.965	1	2.839	56.257	1	2.006	56.271	3	2.791	58.385	3	4.351	59.194
19	3.048	57.112	19	3.201	57.202	19	3.753	57.656	19	3.748	57.535	19	4.502	58.388
11	3.253	56.931	11	4.329	58.125	11	5.403	58.178	11	5.864	58.001	11	6.751	58.521
1	3.631	55.902	72	4.674	58.877	72	5.643	58.073	72	6.223	58.120	72	7.413	58.824
4	4.538	57.780	4	5.528	58.039	4	6.856	58.432	4	8.142	58.826	8	1 LAP	1:20.695
69	7.959	58.093	16	9.408	58.370	16	10.600	58.296	16	11.669	58.609	4	10.266	59.758
16	8.087	57.506	24	9.648	58.280	24	11.170	58.626	24	12.205	58.575	16	13.057	59.022
24	8.417	57.375	69	10.136	59.226	69	11.840	58.808	69	13.716	59.416	24	13.381	58.810
23	10.303	58.376	23	13.782	1:00.528	23	16.122	59.444	23	18.310	59.728	69	16.759	1:00.677
55	13.234	59.189	55	15.551	59.366	55	17.772	59.325	55	19.620	59.388	23	20.355	59.679
67	14.870	1:00.792	6	1 LAP	59.201	6	1 LAP	59.745	6	1 LAP	59.845	55	21.937	59.951
6	1 LAP	59.759	40	18.073	59.487	40	20.374	59.405	40	22.968	1:00.134	6	1 LAP	1:00.685
40	15.635	1:00.164	67	19.700	1:01.879	77	22.917	1:00.067	77	25.510	1:00.133	40	26.038	1:00.704
8	16.083	1:01.430	66	19.734	59.934	66	23.280	1:00.650	66	25.884	1:00.144	77	28.121	1:00.245
66	16.849	59.976	77	19.954	59.642	67	24.565	1:01.969	85	27.560	59.354	66	28.492	1:00.242
77	17.361	1:02.895	85	22.864	59.163	85	25.746	59.986	67	28.151	1:01.126	85	30.635	1:00.709
85	20.750	1:06.166	8	28.715	1:09.681	8	43.257	1:11.646						

Legends Cars Championship

RACE 16 - FINAL - CLASSIFICATION

POS	NO	CL	NAME	ENTRY	LAPS	TIME	GAP	DIFF	MPH	BEST	ON
1	12		Stephen TREHERNE	Legend Ford 1200cc	10	9:34.083			75.16	56.378	4
2	2		Lee FITZPATRICK	Legend Ford Coupe 1250cc	10	9:36.400	2.317	2.317	74.86	56.189	6
3	11		Simon BELCHER	Legend Ford 1200cc	10	9:38.541	4.458	2.141	74.58	56.724	6
4	19		Lawrence DAVEY	Legend Ford Coupe 1250cc	10	9:38.583	4.500	0.042	74.57	56.756	8
5	3		Ross MARSHALL	Legend Ford Coupe 1250cc	10	9:39.449	5.366	0.866	74.46	56.670	6
6	1		John Jon HIGGINS	Legend Ford Coupe 1250cc	10	9:40.318	6.235	0.869	74.35	56.019	5
7	16		Richard POCKLINGTON	Legend Ford Coupe 34 1250cccc	10	9:47.608	13.525	7.290	73.43	57.211	3
8	24		Matthew PAPE	Legend Ford 34 Coupe 1200cc	10	9:47.953	13.870	0.345	73.39	57.523	6
9	85		Iain HOLDEN	Legend Chevy Coupe 1250cc	10	9:48.155	14.072	0.202	73.36	57.840	5
10	4		Darren GAULTON	Legend Ford Coupe 1250cc	10	9:48.216	14.133	0.061	73.35	57.414	9
11	69		Gerard MCCOSH	Legend 34 Ford Coupe 1250 cccc	10	9:48.771	14.688	0.555	73.28	57.438	3
12	66		Stephen WHITELEGG	Legend 1934 Ford Sedan 1200cccc	10	9:52.746	18.663	3.975	72.79	58.382	9
13	55		Ben POWER	Legend Ford Coupe 1250cc	10	9:56.703	22.620	3.957	72.31	57.846	6
14	59		Paul MANSELL	Legend 1934 Ford Coupe 1250cc	10	9:57.051	22.968	0.348	72.27	58.416	10
15	8		Nick BRACE	Ford Ford Coupe 1250cc	10	9:57.218	23.135	0.167	72.25	57.690	4
16	23		Lance GAULD	Legend Ford Sedan 1250cc	10	9:57.934	23.851	0.716	72.16	58.120	5
17	77		Robin WEBB	Legend Chevy Sedan 1250cc	10	9:59.848	25.765	1.914	71.93	58.406	9
18	40		Roger COUSINS	Legend 1934 Ford Coupe 1200cc	10	9:59.936	25.853	0.088	71.92	58.140	8
19	67		Bob BECKEY	Legend Ford 34 Coupe 1250cc	10	10:08.891	34.808	8.955	70.86	59.552	6

NOT CLASSIFIED

DNF	6		John MARSHALL	Legend Ford Coupe 1250cc	0						
-----	---	--	----------------------	--------------------------	---	--	--	--	--	--	--

FASTEST LAP

1			John Jon HIGGINS	Legend Ford Coupe 1250cc	5	56.019	77.02 mph	123.96 kph			
---	--	--	-------------------------	--------------------------	---	--------	-----------	------------	--	--	--

Weather / Track : Cloudy / Dry

These results are provisional until the conclusion of any judicial and technical matters.

Brands Hatch Indy
Circuit Length = 1.1986 miles
Start: 16:05 End: 16:16

Clerk of Course :

Timekeeper :

Legends Cars Championship
RACE 16 - FINAL - LAP CHART

Lap 1			Lap 2			Lap 3			Lap 4			Lap 5		
No	Behind	Laptime	No	Behind	Laptime	No	Behind	Laptime	No	Behind	Laptime	No	Behind	Laptime
12		1:01.677	12		58.048	1		56.195	1		56.202	1		56.019
4	0.015	1:01.692	1	0.480	56.966	12	0.340	57.015	12	0.516	56.378	12	0.911	56.414
85	0.207	1:01.884	85	0.575	58.416	19	1.545	57.387	19	2.686	57.343	19	3.949	57.282
19	1.510	1:03.187	19	0.833	57.371	85	2.057	58.157	11	4.093	57.484	11	5.112	57.038
1	1.562	1:03.239	4	0.980	59.013	11	2.811	58.407	2	4.389	57.401	2	5.215	56.845
66	1.772	1:03.449	11	1.079	57.208	2	3.190	57.933	85	4.498	58.643	3	5.948	57.434
11	1.919	1:03.596	2	1.932	57.293	4	3.207	58.902	3	4.533	57.375	85	6.319	57.840
3	2.530	1:04.207	3	2.290	57.808	3	3.360	57.745	4	4.891	57.886	4	6.755	57.883
2	2.687	1:04.364	66	2.422	58.698	24	3.672	57.825	24	5.070	57.600	24	7.411	58.360
24	2.791	1:04.468	24	2.522	57.779	66	4.386	58.639	16	6.148	57.924	16	7.475	57.346
67	2.846	1:04.523	16	3.890	58.633	16	4.426	57.211	69	7.097	58.512	69	8.729	57.651
69	3.212	1:04.889	69	4.024	58.860	69	4.787	57.438	66	7.190	59.006	66	9.561	58.390
16	3.305	1:04.982	59	6.426	1:00.344	59	8.935	59.184	59	11.928	59.195	8	14.284	57.768
40	3.409	1:05.086	67	6.471	1:01.673	8	11.047	1:01.130	8	12.535	57.690	55	14.912	58.019
59	4.130	1:05.807	8	6.592	1:00.448	67	11.065	1:01.269	55	12.912	57.999	59	15.038	59.129
8	4.192	1:05.869	40	6.955	1:01.594	55	11.115	1:00.561	23	13.609	58.222	23	15.710	58.120
77	4.272	1:05.949	77	7.077	1:00.853	77	11.196	1:00.794	67	14.617	59.754	77	17.849	59.119
23	5.050	1:06.727	55	7.229	1:00.189	23	11.589	1:00.711	77	14.749	59.755	67	18.924	1:00.326
55	5.088	1:06.765	23	7.553	1:00.551	40	11.837	1:01.557	40	14.857	59.222	40	19.061	1:00.223

Legends Cars Championship

RACE 16 - FINAL - LAP CHART

Lap 6			Lap 7			Lap 8			Lap 9			Lap 10		
No	Behind	Laptime	No	Behind	Laptime	No	Behind	Laptime	No	Behind	Laptime	No	Behind	Laptime
1		56.124	1		56.294	1		56.221	1		56.554	12		57.521
12	1.342	56.555	12	1.860	56.812	12	2.469	56.830	12	2.748	56.833	2	2.317	56.686
19	5.070	57.245	2	5.860	56.874	2	6.056	56.417	2	5.900	56.398	11	4.458	56.845
2	5.280	56.189	19	6.253	57.477	19	6.788	56.756	19	7.205	56.971	19	4.500	57.564
11	5.712	56.724	11	6.477	57.059	11	7.595	57.339	11	7.882	56.841	3	5.366	57.138
3	6.494	56.670	3	6.908	56.708	3	7.886	57.199	3	8.497	57.165	1	6.235	1:06.504
85	8.533	58.338	85	10.585	58.346	85	13.559	59.195	16	15.775	58.702	16	13.525	58.019
4	8.679	58.048	24	10.731	58.215	24	13.604	59.094	24	16.050	59.000	24	13.870	58.089
24	8.810	57.523	16	12.228	59.657	16	13.627	57.620	85	16.430	59.425	85	14.072	57.911
16	8.865	57.514	69	12.745	58.803	69	14.065	57.541	69	16.521	59.010	4	14.133	57.626
69	10.236	57.631	4	14.460	1:02.075	4	15.916	57.677	4	16.776	57.414	69	14.688	58.436
66	12.386	58.949	66	15.803	59.711	66	18.005	58.423	66	19.833	58.382	66	18.663	59.099
8	16.454	58.294	55	19.434	59.094	55	22.086	58.873	55	24.265	58.733	55	22.620	58.624
55	16.634	57.846	8	19.873	59.713	8	22.654	59.002	59	24.821	58.499	59	22.968	58.416
59	17.683	58.769	59	20.449	59.060	59	22.876	58.648	8	24.939	58.839	8	23.135	58.465
23	18.001	58.415	23	20.555	58.848	23	23.417	59.083	23	25.540	58.677	23	23.851	58.580
77	20.196	58.471	77	23.098	59.196	77	25.634	58.757	77	27.486	58.406	77	25.765	58.548
40	21.864	58.927	40	23.893	58.323	40	25.812	58.140	40	27.710	58.452	40	25.853	58.412
67	22.352	59.552	67	25.980	59.922	67	29.933	1:00.174	67	33.903	1:00.524	67	34.808	1:01.174

BARC British Sports Cars

QUALIFYING RACE 3 - CLASSIFICATION

POS	NO	CL	NAME	ENTRY	TIME	ON	LAPS	GAP	DIFF	MPH
1	2		Giles DAWSON	Ginetta G20 1800cc	1:02.849	8	12			68.65
2	66		Dominic PETTIT	Ginetta G20 1800cc	1:03.119	12	12	0.270	0.270	68.36
3	57		Mike GARDINER	Ginetta G20 1800cc	1:03.243	13	14	0.394	0.124	68.22
4	32		Tudor ALEXANDER	Ginetta G20 1800cc	1:03.917	9	13	1.068	0.674	67.51
5	14		Paul MORGAN	Ginetta G20 1800cc	1:04.360	7	13	1.511	0.443	67.04
6	15		Emily FLETCHER	Ginetta G20 1800cc	1:04.604	13	13	1.755	0.244	66.79
7	11		Michael RALPH	Ginetta G20 1800cc	1:04.715	11	13	1.866	0.111	66.67
8	55		Duncan GASS	Ginetta G20 1800cc	1:05.516	11	13	2.667	0.801	65.86
9	12		Gavin MITCHELL	Ginetta G20 1800cc	1:06.100	12	12	3.251	0.584	65.28
10	25		Andy RICHARDSON	Ginetta G20 1800cc	1:06.240	6	9	3.391	0.140	65.14
11	7		Chris PETCH	Ginetta G20 1800cc	1:06.705	7	10	3.856	0.465	64.68
12	9		Brent SAVAGE	Ginetta G20 1800cc	1:06.816	10	12	3.967	0.111	64.58
13	26		Roger HAMILTON	Ginetta G20 1800cc	1:06.978	6	11	4.129	0.162	64.42
14	19		Ashley BIRD	Ginetta G20 1400cc	1:08.800	11	11	5.951	1.822	62.71
15	70		Mick MORGAN	Ginetta G20 1800cc	1:11.778	11	12	8.929	2.978	60.11
16	13		Edwina GRAHAM	Ginetta G20 1800cc	1:12.866	10	11	10.017	1.088	59.21

Car Nos. 7, 9, 13 & 26 need working transponders please

Weather / Track : Cloudy / Wet

These results are provisional until the conclusion of any judicial and technical matters.

Brands Hatch Indy
Circuit Length = 1.1986 miles
Start: 10:11 End: 10:28

Clerk of Course :		Timekeeper :
-------------------	--	--------------

BARC British Sports Cars

QUALIFYING RACE 3 - LAP ANALYSIS

2	Giles DAWSON		Ginetta G20 1800cc				
1 -	1:18.970	+ 16.121	10:13:25.706	7 -	1:03.099	+ 0.250	10:19:55.580
2 -	1:07.186	+ 4.337	10:14:32.892	8 -	1:02.849		10:20:58.429
3 -	1:06.345	+ 3.496	10:15:39.237	9 -	1:03.935	+ 1.086	10:22:02.364
4 -	1:04.543	+ 1.694	10:16:43.780	10 -	3:16.971 P	+ 2:14.122	10:25:19.335
5 -	1:04.474	+ 1.625	10:17:48.254	11 -	1:12.473	+ 9.624	10:26:31.808
6 -	1:04.227	+ 1.378	10:18:52.481	12 -	1:03.308	+ 0.459	10:27:35.116
7	Chris PETCH		Ginetta G20 1800cc				
1 -	1:09.191	+ 2.486	10:16:04.564	6 -	1:08.554	+ 1.849	10:21:50.436
2 -	1:09.732	+ 3.027	10:17:14.296	7 -	1:06.705		10:22:57.141
3 -	1:09.809	+ 3.104	10:18:24.105	8 -	1:08.583	+ 1.878	10:24:05.724
4 -	1:09.446	+ 2.741	10:19:33.551	9 -	1:07.112	+ 0.407	10:25:12.836
5 -	1:08.331	+ 1.626	10:20:41.882	10 -	2:10.077 P	+ 1:03.372	10:27:22.913
9	Brent SAVAGE		Ginetta G20 1800cc				
1 -	1:26.367	+ 19.551	10:15:09.425	7 -	1:13.324	+ 6.508	10:22:11.479
2 -	1:16.931	+ 10.115	10:16:26.356	8 -	1:08.388	+ 1.572	10:23:19.867
3 -	1:07.486	+ 0.670	10:17:33.842	9 -	1:07.928	+ 1.112	10:24:27.795
4 -	1:08.457	+ 1.641	10:18:42.299	10 -	1:06.816		10:25:34.611
5 -	1:07.861	+ 1.045	10:19:50.160	11 -	1:10.353	+ 3.537	10:26:44.964
6 -	1:07.995	+ 1.179	10:20:58.155	12 -	1:06.997	+ 0.181	10:27:51.961
11	Michael RALPH		Ginetta G20 1800cc				
1 -	1:16.698	+ 11.983	10:13:19.961	8 -	1:06.088	+ 1.373	10:21:48.269
2 -	1:07.942	+ 3.227	10:14:27.903	9 -	1:05.761	+ 1.046	10:22:54.030
3 -	1:20.287	+ 15.572	10:15:48.190	10 -	1:07.545	+ 2.830	10:24:01.575
4 -	1:36.108	+ 31.393	10:17:24.298	11 -	1:04.715		10:25:06.290
5 -	1:06.111	+ 1.396	10:18:30.409	12 -	1:48.297	+ 43.582	10:26:54.587
6 -	1:06.451	+ 1.736	10:19:36.860	13 -	1:09.339	+ 4.624	10:28:03.926
7 -	1:05.321	+ 0.606	10:20:42.181				
12	Gavin MITCHELL		Ginetta G20 1800cc				
1 -	1:17.692	+ 11.592	10:13:23.324	7 -	1:07.868	+ 1.768	10:20:12.454
2 -	1:10.094	+ 3.994	10:14:33.418	8 -	2:38.209 P	+ 1:32.109	10:22:50.663
3 -	1:07.684	+ 1.584	10:15:41.102	9 -	1:12.255	+ 6.155	10:24:02.918
4 -	1:10.001	+ 3.901	10:16:51.103	10 -	1:06.822	+ 0.722	10:25:09.740
5 -	1:07.185	+ 1.085	10:17:58.288	11 -	1:07.074	+ 0.974	10:26:16.814
6 -	1:06.298	+ 0.198	10:19:04.586	12 -	1:06.100		10:27:22.914
13	Edwina GRAHAM		Ginetta G20 1800cc				
1 -	1:21.166	+ 8.300	10:15:12.475	7 -	1:16.754	+ 3.888	10:22:50.423
2 -	1:18.653	+ 5.787	10:16:31.128	8 -	1:17.957	+ 5.091	10:24:08.380
3 -	1:18.499	+ 5.633	10:17:49.627	9 -	1:14.705	+ 1.839	10:25:23.085
4 -	1:13.459	+ 0.593	10:19:03.086	10 -	1:12.866		10:26:35.951
5 -	1:16.610	+ 3.744	10:20:19.696	11 -	1:13.221	+ 0.355	10:27:49.172
6 -	1:13.973	+ 1.107	10:21:33.669				
14	Paul MORGAN		Ginetta G20 1800cc				
1 -	1:22.837	+ 18.477	10:13:43.554	8 -	1:04.408	+ 0.048	10:21:35.691
2 -	1:09.144	+ 4.784	10:14:52.698	9 -	1:07.643	+ 3.283	10:22:43.334
3 -	1:07.388	+ 3.028	10:16:00.086	10 -	1:05.195	+ 0.835	10:23:48.529
4 -	1:13.019	+ 8.659	10:17:13.105	11 -	1:10.757	+ 6.397	10:24:59.286
5 -	1:08.092	+ 3.732	10:18:21.197	12 -	1:05.402	+ 1.042	10:26:04.688
6 -	1:05.726	+ 1.366	10:19:26.923	13 -	1:05.240	+ 0.880	10:27:09.928
7 -	1:04.360		10:20:31.283				
15	Emily FLETCHER		Ginetta G20 1800cc				
1 -	1:29.104	+ 24.500	10:13:40.904	8 -	1:05.990	+ 1.386	10:21:35.393
2 -	1:08.160	+ 3.556	10:14:49.064	9 -	1:07.007	+ 2.403	10:22:42.400
3 -	1:06.744	+ 2.140	10:15:55.808	10 -	1:05.742	+ 1.138	10:23:48.142
4 -	1:05.749	+ 1.145	10:17:01.557	11 -	1:12.936	+ 8.332	10:25:01.078
5 -	1:06.590	+ 1.986	10:18:08.147	12 -	1:08.069	+ 3.465	10:26:09.147

Brands Hatch Indy
Circuit Length = 1.1986 miles
Start: 10:11 End: 10:28

Weather / Track : Cloudy / Wet

BARC British Sports Cars
QUALIFYING RACE 3 - LAP ANALYSIS

6 -	1:15.273	+ 10.669	10:19:23.420	13 -	1:04.604		10:27:13.751
7 -	1:05.983	+ 1.379	10:20:29.403				
19	Ashley BIRD			Ginetta G20 1400cc			
1 -	1:26.867	+ 18.067	10:13:31.473	7 -	1:11.348	+ 2.548	10:20:52.478
2 -	1:18.489	+ 9.689	10:14:49.962	8 -	1:10.830	+ 2.030	10:22:03.308
3 -	1:15.091	+ 6.291	10:16:05.053	9 -	1:09.885	+ 1.085	10:23:13.193
4 -	1:12.345	+ 3.545	10:17:17.398	10 -	1:09.267	+ 0.467	10:24:22.460
5 -	1:13.000	+ 4.200	10:18:30.398	11 -	1:08.800		10:25:31.260
6 -	1:10.732	+ 1.932	10:19:41.130				
25	Andy RICHARDSON			Ginetta G20 1800cc			
1 -	1:30.825	+ 24.585	10:13:49.948	6 -	1:06.240		10:19:45.600
2 -	1:16.241	+ 10.001	10:15:06.189	7 -	1:07.089	+ 0.849	10:20:52.689
3 -	1:11.575	+ 5.335	10:16:17.764	8 -	1:07.521	+ 1.281	10:22:00.210
4 -	1:10.306	+ 4.066	10:17:28.070	9 -	1:07.172	+ 0.932	10:23:07.382
5 -	1:11.290	+ 5.050	10:18:39.360				
26	Roger HAMILTON			Ginetta G20 1800cc			
1 -	1:09.570	+ 2.592	10:15:52.198	7 -	1:09.996	+ 3.018	10:22:45.011
2 -	1:07.806	+ 0.828	10:17:00.004	8 -	1:07.636	+ 0.658	10:23:52.647
3 -	1:09.363	+ 2.385	10:18:09.367	9 -	1:08.077	+ 1.099	10:25:00.724
4 -	1:10.450	+ 3.472	10:19:19.817	10 -	1:21.859	+ 14.881	10:26:22.583
5 -	1:08.220	+ 1.242	10:20:28.037	11 -	1:07.533	+ 0.555	10:27:30.116
6 -	1:06.978		10:21:35.015				
32	Tudor ALEXANDER			Ginetta G20 1800cc			
1 -	1:19.553	+ 15.636	10:13:18.138	8 -	1:05.032	+ 1.115	10:21:54.370
2 -	1:06.845	+ 2.928	10:14:24.983	9 -	1:03.917		10:22:58.287
3 -	1:29.000 P	+ 25.083	10:15:53.983	10 -	1:05.436	+ 1.519	10:24:03.723
4 -	1:14.469	+ 10.552	10:17:08.452	11 -	1:14.301	+ 10.384	10:25:18.024
5 -	1:29.250	+ 25.333	10:18:37.702	12 -	1:19.833	+ 15.916	10:26:37.857
6 -	1:05.737	+ 1.820	10:19:43.439	13 -	1:05.445	+ 1.528	10:27:43.302
7 -	1:05.899	+ 1.982	10:20:49.338				
55	Duncan GASS			Ginetta G20 1800cc			
1 -	1:22.562	+ 17.046	10:13:31.063	8 -	1:07.289	+ 1.773	10:21:34.108
2 -	1:10.858	+ 5.342	10:14:41.921	9 -	1:06.979	+ 1.463	10:22:41.087
3 -	1:09.259	+ 3.743	10:15:51.180	10 -	1:06.438	+ 0.922	10:23:47.525
4 -	1:07.607	+ 2.091	10:16:58.787	11 -	1:05.516		10:24:53.041
5 -	1:08.583	+ 3.067	10:18:07.370	12 -	1:06.854	+ 1.338	10:25:59.895
6 -	1:10.833	+ 5.317	10:19:18.203	13 -	1:28.108	+ 22.592	10:27:28.003
7 -	1:08.616	+ 3.100	10:20:26.819				
57	Mike GARDINER			Ginetta G20 1800cc			
1 -	1:11.794	+ 8.551	10:13:12.492	8 -	1:03.977	+ 0.734	10:20:46.539
2 -	1:05.891	+ 2.648	10:14:18.383	9 -	1:11.695	+ 8.452	10:21:58.234
3 -	1:04.736	+ 1.493	10:15:23.119	10 -	1:03.483	+ 0.240	10:23:01.717
4 -	1:04.610	+ 1.367	10:16:27.729	11 -	1:08.228	+ 4.985	10:24:09.945
5 -	1:04.334	+ 1.091	10:17:32.063	12 -	1:10.146	+ 6.903	10:25:20.091
6 -	1:06.208	+ 2.965	10:18:38.271	13 -	1:03.243		10:26:23.334
7 -	1:04.291	+ 1.048	10:19:42.562	14 -	1:04.472	+ 1.229	10:27:27.806
66	Dominic PETTIT			Ginetta G20 1800cc			
1 -	1:38.257	+ 35.138	10:13:47.817	7 -	1:10.715	+ 7.596	10:21:52.540
2 -	1:14.034	+ 10.915	10:15:01.851	8 -	1:05.170	+ 2.051	10:22:57.710
3 -	1:07.896	+ 4.777	10:16:09.747	9 -	1:05.801	+ 2.682	10:24:03.511
4 -	1:07.783	+ 4.664	10:17:17.530	10 -	1:04.171	+ 1.052	10:25:07.682
5 -	1:07.288	+ 4.169	10:18:24.818	11 -	1:04.470	+ 1.351	10:26:12.152
6 -	2:17.007 P	+ 1:13.888	10:20:41.825	12 -	1:03.119		10:27:15.271
70	Mick MORGAN			Ginetta G20 1800cc			
1 -	1:32.709	+ 20.931	10:13:55.138	7 -	1:15.520	+ 3.742	10:21:36.124
2 -	1:21.725	+ 9.947	10:15:16.863	8 -	1:15.110	+ 3.332	10:22:51.234

Brands Hatch Indy
Circuit Length = 1.1986 miles
Start: 10:11 End: 10:28


Weather / Track : Cloudy / Wet

BARC British Sports Cars

QUALIFYING RACE 3 - LAP ANALYSIS

3 -	1:19.397	+ 7.619	10:16:36.260	9 -	1:18.747	+ 6.969	10:24:09.981
4 -	1:13.368	+ 1.590	10:17:49.628	10 -	1:15.756	+ 3.978	10:25:25.737
5 -	1:15.093	+ 3.315	10:19:04.721	11 -	1:11.778		10:26:37.515
6 -	1:15.883	+ 4.105	10:20:20.604	12 -	1:13.200	+ 1.422	10:27:50.715

BARC British Sports Cars
RACE 3 - GRID

ROW 8	1:11.778 70 Mick MORGAN	1:12.866 13 Edwina GRAHAM
ROW 7	1:06.978 26 Roger HAMILTON	1:08.800 19 Ashley BIRD
ROW 6	1:06.705 7 Chris PETCH	1:06.816 9 Brent SAVAGE
ROW 5	1:06.100 12 Gavin MITCHELL	1:06.240 25 Andy RICHARDSON
ROW 4	1:04.715 11 Michael RALPH	1:05.516 55 Duncan GASS
ROW 3	1:04.360 14 Paul MORGAN	1:04.604 15 Emily FLETCHER
ROW 2	1:03.243 57 Mike GARDINER	1:03.917 32 Tudor ALEXANDER
ROW 1	1:02.849 2 Giles DAWSON	1:03.119 66 Dominic PETTIT
Pole		
		

Brands Hatch Indy
 Circuit Length = 1.1986 miles

These results are provisional until the conclusion of any judicial and technical matters.

Clerk of Course :		Timekeeper :
-------------------	--	--------------

BARC British Sports Cars

RACE 3 - CLASSIFICATION

POS	NO	CL	NAME	ENTRY	LAPS	TIME	GAP	DIFF	MPH	BEST	ON
1	66		Dominic PETTIT	Ginetta G20 1800cc	22	20:35.866			76.81	54.314	13
2	12		Gavin MITCHELL	Ginetta G20 1800cc	22	20:39.468	3.602	3.602	76.59	54.843	7
3	14		Paul MORGAN	Ginetta G20 1800cc	22	20:39.616	3.750	0.148	76.58	54.959	11
4	57		Mike GARDINER	Ginetta G20 1800cc	22	20:43.048	7.182	3.432	76.36	55.295	12
5	11		Michael RALPH	Ginetta G20 1800cc	22	20:59.436	23.570	16.388	75.37	55.985	19
6	26		Roger HAMILTON	Ginetta G20 1800cc	22	21:04.190	28.324	4.754	75.09	55.507	14
7	15		Emily FLETCHER	Ginetta G20 1800cc	22	21:06.283	30.417	2.093	74.96	55.596	20
8	55		Duncan GASS	Ginetta G20 1800cc	22	21:12.982	37.116	6.699	74.57	55.900	19
9	25		Andy RICHARDSON	Ginetta G20 1800cc	22	21:15.660	39.794	2.678	74.41	55.582	22
10	9		Brent SAVAGE	Ginetta G20 1800cc	21	20:42.595	1 lap	1 lap	72.92	56.950	10
11	13		Edwina GRAHAM	Ginetta G20 1800cc	20	20:53.043	2 laps	1 lap	68.87	59.824	16
12	70		Mick MORGAN	Ginetta G20 1800cc	20	21:12.457	2 laps	19.414	67.82	1:00.487	17
13	19		Ashley BIRD	Ginetta G20 1400cc	20	21:14.003	2 laps	1.546	67.74	1:01.556	17
NOT CLASSIFIED											
DNF	32		Tudor ALEXANDER	Ginetta G20 1800cc	21	20:02.996	1 lap	0.000	75.32	56.047	13
DNF	7		Chris PETCH	Ginetta G20 1800cc	12	14:02.343	10 laps	9 laps	61.47	55.639	7
DNF	2		Giles DAWSON	Ginetta G20 1800cc	1	1:04.370	21 laps	11 laps	67.03	1:04.370	1
FASTEST LAP											
	66		Dominic PETTIT	Ginetta G20 1800cc	13	54.314			79.44 mph	127.85 kph	

Car Nos. 7 & 26 still no working transponders

Weather / Track : Bright / Dry

These results are provisional until the conclusion of any judicial and technical matters.

Brands Hatch Indy
Circuit Length = 1.1986 miles
Start: 14:25 End: 14:46

Clerk of Course :		Timekeeper :
-------------------	--	--------------

BARC British Sports Cars

RACE 3 - LAP CHART

Lap 1			Lap 2			Lap 3			Lap 4			Lap 5		
No	Behind	Laptime	No	Behind	Laptime	No	Behind	Laptime	No	Behind	Laptime	No	Behind	Laptime
2		1:04.370	66		56.460	66		57.196	66		55.905	66		55.740
57	0.011	1:04.381	57	0.015	57.263	14	0.788	57.392	14	1.368	56.485	14	1.118	55.490
66	0.799	1:05.169	14	0.592	56.190	57	0.985	58.166	57	2.952	57.872	12	3.175	55.903
11	1.589	1:05.959	12	2.376	57.406	12	2.555	57.375	12	3.012	56.362	57	4.019	56.807
14	1.661	1:06.031	11	2.829	58.499	11	4.205	58.572	32	7.108	57.498	32	8.736	57.368
12	2.229	1:06.599	7	4.618	57.648	7	4.973	57.551	11	7.440	59.140	11	8.848	57.148
32	3.876	1:08.246	32	5.368	58.751	32	5.515	57.343	7	7.860	58.792	7	9.275	57.155
7	4.229	1:08.599	26	5.459	58.127	26	6.116	57.853	26	10.509	1:00.298	26	12.557	57.788
55	4.330	1:08.700	55	6.263	59.192	55	8.019	58.952	15	11.222	58.609	15	13.348	57.866
26	4.591	1:08.961	9	7.335	59.183	15	8.518	58.340	9	12.322	58.896	55	15.282	58.298
9	5.411	1:09.781	15	7.374	59.050	9	9.331	59.192	55	12.724	1:00.610	9	20.254	1:03.672
15	5.583	1:09.953	25	11.054	1:01.580	25	15.513	1:01.655	25	19.875	1:00.267	25	22.739	58.604
25	6.733	1:11.103	19	17.165	1:05.088	19	25.106	1:05.137	19	33.553	1:04.352	19	41.354	1:03.541
70	9.127	1:13.497	70	17.440	1:05.572	70	25.460	1:05.216	70	33.861	1:04.306	70	41.857	1:03.736
19	9.336	1:13.706	13	18.795	1:05.516	13	26.459	1:04.860	13	34.852	1:04.298	13	42.488	1:03.376
13	10.538	1:14.908												

Car Nos. 7 & 26 still require working transponders

Weather / Track : Bright / Dry

www.tsl-timing.com

Brands Hatch Indy
Circuit Length = 1.1986 miles
Start: 14:25 End: 14:46

BARC British Sports Cars
RACE 3 - LAP CHART

Lap 6			Lap 7			Lap 8			Lap 9			Lap 10		
No	Behind	Laptime	No	Behind	Laptime	No	Behind	Laptime	No	Behind	Laptime	No	Behind	Laptime
66		55.140	66		54.742	66		55.171	66		54.652	66		54.745
14	1.847	55.869	14	2.490	55.385	13	1 LAP	1:02.795	12	5.426	55.533	12	5.832	55.151
12	3.255	55.220	12	3.356	54.843	19	1 LAP	1:04.822	14	6.690	55.616	14	7.007	55.062
57	4.814	55.935	57	5.668	55.596	12	4.545	56.360	57	8.188	56.667	57	8.845	55.402
32	9.953	56.357	32	11.628	56.417	14	5.726	58.407	13	1 LAP	1:01.728	13	1 LAP	1:00.693
7	11.157	57.022	7	12.054	55.639	70	1 LAP	1:06.359	19	1 LAP	1:02.787	32	16.854	56.526
11	11.406	57.698	11	13.265	56.601	57	6.173	55.676	70	1 LAP	1:02.750	7	16.855	56.526
26	14.537	57.120	26	16.568	56.773	7	13.407	56.524	32	15.073	56.317	11	17.955	56.772
15	15.264	57.056	15	17.162	56.640	32	13.408	56.951	7	15.074	56.319	19	1 LAP	1:03.859
55	17.748	57.606	55	20.375	57.369	11	14.358	56.264	11	15.928	56.222	15	21.974	56.521
9	23.732	58.618	9	26.853	57.863	26	18.247	56.850	15	20.198	56.602	26	22.688	57.234
25	25.125	57.526	25	27.124	56.741	15	18.248	56.257	26	20.199	56.604	70	1 LAP	1:04.478
70	49.409	1:02.692				55	21.468	56.264	55	23.173	56.357	55	24.413	55.985
19	49.486	1:03.272				9	29.245	57.563	25	32.379	57.711	25	34.332	56.698
13	50.053	1:02.705				25	29.320	57.367	9	33.256	58.663	9	35.461	56.950

Car Nos. 7 & 26 still require working transponders

Weather / Track : Bright / Dry

BARC British Sports Cars
RACE 3 - LAP CHART

Lap 11			Lap 12			Lap 13			Lap 14			Lap 15		
No	Behind	Laptime	No	Behind	Laptime	No	Behind	Laptime	No	Behind	Laptime	No	Behind	Laptime
66		54.430	66		54.550	66		54.314	66		55.278	66		54.662
12	6.554	55.152	12	6.984	54.980	12	8.018	55.348	12	7.894	55.154	7	3 LAPS	3:21.106
14	7.536	54.959	14	7.984	54.998	14	8.787	55.117	14	8.552	55.043	12	8.835	55.603
57	9.732	55.317	57	10.477	55.295	57	11.884	55.721	57	12.665	56.059	14	9.156	55.266
32	18.861	56.437	32	20.962	56.651	32	22.695	56.047	32	24.086	56.669	57	14.471	56.468
11	20.309	56.784	11	22.584	56.825	11	24.391	56.121	11	25.472	56.359	32	25.814	56.390
7	21.887	59.462	15	25.621	56.346	15	27.377	56.070	15	27.733	55.634	11	27.249	56.439
15	23.825	56.281	26	26.624	56.806	26	27.960	55.650	26	28.189	55.507	26	31.114	57.587
13	1 LAP	1:02.337	55	30.616	57.813	55	32.284	55.982	55	34.194	57.188	15	33.641	1:00.570
26	24.368	56.110	13	1 LAP	1:02.508	13	1 LAP	1:00.233	25	44.132	58.474	55	36.920	57.388
55	27.353	57.370	25	38.341	56.645	25	40.936	56.909	13	1 LAP	1:01.848	25	46.983	57.513
19	1 LAP	1:03.223	19	1 LAP	1:02.527	19	1 LAP	1:02.207	9	48.951	57.781	13	1 LAP	1:01.241
70	1 LAP	1:02.078	70	1 LAP	1:01.985	9	46.448	58.012	70	1 LAP	1:01.755	9	51.934	57.645
25	36.246	56.344	9	42.750	58.112	70	1 LAP	1:02.329	19	1 LAP	1:02.466			
9	39.188	58.157												

Car Nos. 7 & 26 still require working transponders

Weather / Track : Bright / Dry

BARC British Sports Cars
RACE 3 - LAP CHART

Lap 16			Lap 17			Lap 18			Lap 19			Lap 20		
No	Behind	Laptime	No	Behind	Laptime	No	Behind	Laptime	No	Behind	Laptime	No	Behind	Laptime
66		56.102	66		56.327	66		55.442	66		56.386	66		56.211
70	2 LAPS	1:02.968	12	9.399	56.870	9	1 LAP	1:00.006	9	1 LAP	58.482	9	1 LAP	58.590
19	2 LAPS	1:03.186	14	9.503	56.911	13	2 LAPS	59.824	13	2 LAPS	1:00.002	12	8.491	55.523
12	8.856	56.123	70	2 LAPS	1:02.857	12	9.622	55.665	12	9.179	55.943	14	8.664	55.499
14	8.919	55.865	19	2 LAPS	1:02.578	14	9.706	55.645	14	9.376	56.056	13	2 LAPS	1:01.538
57	14.527	56.158	57	13.773	55.573	57	14.480	56.149	57	13.741	55.647	57	13.089	55.559
32	26.139	56.427	32	26.105	56.293	70	2 LAPS	1:01.580	70	2 LAPS	1:00.487	32	27.268	56.346
11	27.166	56.019	11	27.149	56.310	19	2 LAPS	1:03.022	19	2 LAPS	1:01.556	11	27.705	56.608
26	31.176	56.164	26	30.901	56.052	32	27.153	56.490	32	27.133	56.366	70	2 LAPS	1:03.637
15	34.008	56.469	15	34.128	56.447	11	27.709	56.002	11	27.308	55.985	19	2 LAPS	1:02.448
55	37.952	57.134	55	38.023	56.398	26	32.434	56.975	26	32.138	56.090	26	31.974	56.047
25	46.842	55.961	25	46.668	56.153	15	34.755	56.069	15	33.971	55.602	15	33.356	55.596
9	54.171	58.339				55	38.644	56.063	55	38.158	55.900	55	40.110	58.163
13	1 LAP	1:01.122				25	47.012	55.786	25	46.251	55.625	25	45.829	55.789

Car Nos. 7 & 26 still require working transponders

Weather / Track : Bright / Dry

www.tsl-timing.com

Brands Hatch Indy
 Circuit Length = 1.1986 miles
 Start: 14:25 End: 14:46

BARC British Sports Cars
RACE 3 - LAP CHART

Lap 21			Lap 22		
No	Behind	Laptime	No	Behind	Laptime
66		58.323	66		58.921
12	6.690	56.522	12	3.602	55.833
14	6.811	56.470	14	3.750	55.860
9	1 LAP	59.450	9	1 LAP	57.640
57	10.725	55.959	57	7.182	55.378
13	2 LAPS	1:01.138	13	2 LAPS	1:00.373
11	25.991	56.609	11	23.570	56.500
32	26.051	57.106	26	28.324	56.574
26	30.671	57.020	15	30.417	56.579
70	2 LAPS	1:00.924	70	2 LAPS	1:03.251
15	32.759	57.726	55	37.116	57.260
19	2 LAPS	1:02.063	19	2 LAPS	1:02.163
55	38.777	56.990	25	39.794	55.582
25	43.133	55.627			


Car Nos. 7 & 26 still require working transponders

Weather / Track : Bright / Dry

www.tsl-timing.com

Brands Hatch Indy
 Circuit Length = 1.1986 miles
 Start: 14:25 End: 14:46

BARC British Sports Cars
RACE 6 - GRID

ROW 8	1:13.200 70 Mick MORGAN	1:13.221 13 Edwina GRAHAM
ROW 7	1:07.533 26 Roger HAMILTON	1:09.267 19 Ashley BIRD
ROW 6	1:07.089 25 Andy RICHARDSON	1:07.112 7 Chris PETCH
ROW 5	1:06.438 55 Duncan GASS	1:06.997 9 Brent SAVAGE
ROW 4	1:05.742 15 Emily FLETCHER	1:06.298 12 Gavin MITCHELL
ROW 3	1:05.032 32 Tudor ALEXANDER	1:05.321 11 Michael RALPH
ROW 2	1:04.171 66 Dominic PETTIT	1:04.408 14 Paul MORGAN
ROW 1	1:03.099 2 Giles DAWSON	1:03.483 57 Mike GARDINER
Pole		
		

Brands Hatch Indy
 Circuit Length = 1.1986 miles

These results are provisional until the conclusion of any judicial and technical matters.

Clerk of Course :		Timekeeper :
-------------------	--	--------------

BARC British Sports Cars

RACE 6 - CLASSIFICATION

POS	NO	CL	NAME	ENTRY	LAPS	TIME	GAP	DIFF	MPH	BEST	ON
1	66		Dominic PETTIT	Ginetta G20 1800cc	19	20:12.168			67.63	1:01.282	13
2	57		Mike GARDINER	Ginetta G20 1800cc	19	20:14.584	2.416	2.416	67.50	1:01.910	18
3	7		Chris PETCH	Ginetta G20 1800cc	19	20:18.911	6.743	4.327	67.26	1:01.964	14
4	25		Andy RICHARDSON	Ginetta G20 1800cc	19	20:31.434	19.266	12.523	66.57	1:01.686	17
5	11		Michael RALPH	Ginetta G20 1800cc	19	20:32.111	19.943	0.677	66.54	1:01.577	18
6	12		Gavin MITCHELL	Ginetta G20 1800cc	19	20:44.678	32.510	12.567	65.86	1:03.832	11
7	55		Duncan GASS	Ginetta G20 1800cc	19	20:55.742	43.574	11.064	65.28	1:03.583	19
8	15		Emily FLETCHER	Ginetta G20 1800cc	19	20:56.340	44.172	0.598	65.25	1:02.864	19
9	9		Brent SAVAGE	Ginetta G20 1800cc	19	20:59.061	46.893	2.721	65.11	1:03.814	11
10	19		Ashley BIRD	Ginetta G20 1400cc	18	20:26.651	1 lap	1 lap	63.31	1:05.783	17
11	70		Mick MORGAN	Ginetta G20 1800cc	18	20:58.323	1 lap	31.672	61.72	1:05.605	18
12	13		Edwina GRAHAM	Ginetta G20 1800cc	17	20:42.723	2 laps	1 lap	59.02	1:07.428	17

NOT CLASSIFIED

DNF	2		Giles DAWSON	Ginetta G20 1800cc	16	17:08.011	3 laps	1 lap	67.15	1:01.023	11
DNF	32		Tudor ALEXANDER	Ginetta G20 1800cc	11	12:49.913	8 laps	5 laps	61.65	1:03.079	11
DNF	14		Paul MORGAN	Ginetta G20 1800cc	9	9:53.680	10 laps	2 laps	65.41	1:02.288	9
DNF	26		Roger HAMILTON	Ginetta G20 1800cc	2	2:26.440	17 laps	7 laps	58.93	1:06.834	2

FASTEST LAP

2	Giles DAWSON	Ginetta G20 1800cc	11	1:01.023	70.71 mph	113.79 kph
---	---------------------	--------------------	----	----------	-----------	------------

Car 7 - Still no working transponder

Weather / Track : Cloudy / Wet

These results are provisional until the conclusion of any judicial and technical matters.

Brands Hatch Indy
Circuit Length = 1.1986 miles
Start: 15:48 End: 16:09

Clerk of Course :		Timekeeper :
-------------------	--	--------------

BARC British Sports Cars

RACE 6 - LAP CHART

Lap 1			Lap 2			Lap 3			Lap 4			Lap 5		
No	Behind	Laptime	No	Behind	Laptime	No	Behind	Laptime	No	Behind	Laptime	No	Behind	Laptime
14		1:10.472	57		1:06.654	57		1:02.345	57		1:03.339	57		1:04.714
2	0.139	1:10.611	2	0.053	1:07.419	66	2.376	1:03.551	66	1.539	1:02.502	66	0.090	1:03.265
57	0.851	1:11.323	66	1.170	1:06.976	7	3.727	1:03.980	7	4.610	1:04.222	7	3.781	1:03.885
66	1.699	1:12.171	7	2.092	1:02.703	9	11.423	1:06.745	9	13.632	1:05.548	14	13.339	1:03.785
32	3.951	1:14.423	15	4.297	1:07.039	12	12.431	1:07.934	14	14.268	1:04.545	9	14.156	1:05.238
12	4.754	1:15.226	14	4.948	1:12.453	14	13.062	1:10.459	12	15.405	1:06.313	12	15.129	1:04.438
15	4.763	1:15.235	12	6.842	1:09.593	55	13.699	1:08.297	55	16.309	1:05.949	2	16.113	1:03.339
7	6.894	1:17.366	9	7.023	1:05.936	25	14.249	1:06.820	25	16.666	1:05.756	55	16.135	1:04.540
55	7.993	1:18.465	55	7.747	1:07.259	15	15.139	1:13.187	2	17.488	1:02.311	25	16.856	1:04.904
9	8.592	1:19.064	26	8.463	1:06.834	2	18.516	1:20.808	15	17.686	1:05.886	15	17.770	1:04.798
26	9.134	1:19.606	25	9.774	1:06.801	19	20.532	1:09.641	32	24.078	1:04.170	32	23.441	1:04.077
25	10.478	1:20.950	19	13.236	1:09.728	32	23.247	1:07.422	11	25.405	1:04.081	11	24.169	1:03.478
19	11.013	1:21.485	13	17.258	1:10.776	11	24.663	1:05.059	19	26.038	1:08.845	19	29.113	1:07.789
13	13.987	1:24.459	70	17.482	1:10.693	70	26.215	1:11.078	70	29.099	1:06.223	70	31.319	1:06.934
70	14.294	1:24.766	32	18.170	1:21.724	13	27.555	1:12.642	13	33.277	1:09.061	13	35.994	1:07.431
11	24.723	1:35.195	11	21.949	1:04.731									

BARC British Sports Cars**RACE 6 - LAP CHART**

Lap 6			Lap 7			Lap 8			Lap 9			Lap 10		
No	Behind	Laptime	No	Behind	Laptime	No	Behind	Laptime	No	Behind	Laptime	No	Behind	Laptime
66		1:03.188	66		1:02.802	66		1:01.525	66		1:02.144	66		1:04.400
7	5.347	1:04.844	7	7.508	1:04.963	57	10.189	1:03.531	32	1 LAP	1:04.393	32	1 LAP	1:03.888
57	8.450	1:11.728	57	8.183	1:02.535	7	11.846	1:05.863	57	10.705	1:02.660	57	8.659	1:02.354
14	13.867	1:03.806	13	1 LAP	1:39.128	14	15.412	1:03.012	7	11.700	1:01.998	7	10.421	1:03.121
9	15.218	1:04.340	14	13.925	1:02.860	2	16.985	1:01.866	14	15.556	1:02.288	2	13.851	1:01.880
2	16.239	1:03.404	2	16.644	1:03.207	9	20.412	1:04.333	2	16.371	1:01.530	9	22.280	1:04.116
12	16.407	1:04.556	9	17.604	1:05.188	12	20.978	1:04.201	9	22.564	1:04.296	12	22.656	1:03.948
25	18.220	1:04.642	12	18.302	1:04.697	13	1 LAP	1:15.093	12	23.108	1:04.274	25	24.534	1:03.145
55	19.600	1:06.743	25	21.133	1:05.715	25	23.405	1:03.797	25	25.789	1:04.528	11	26.924	1:02.620
15	20.202	1:05.710	55	22.227	1:05.429	55	24.843	1:04.141	11	28.704	1:02.894	55	30.885	1:05.754
32	24.755	1:04.592	11	26.479	1:04.375	11	27.954	1:03.000	55	29.531	1:06.832	15	38.988	1:04.863
11	24.906	1:04.015	15	33.867	1:16.467	15	36.420	1:04.078	13	1 LAP	1:13.929	13	1 LAP	1:11.568
19	33.486	1:07.651	19	38.229	1:07.545	19	43.757	1:07.053	15	38.525	1:04.249	19	50.749	1:06.824
70	36.133	1:08.092	70	41.257	1:07.926	70	45.714	1:05.982	19	48.325	1:06.712	70	1:01.919	1:17.025
			32	59.998	1:38.045				70	49.294	1:05.724			

BARC British Sports Cars

RACE 6 - LAP CHART

Lap 11			Lap 12			Lap 13			Lap 14			Lap 15		
No	Behind	Laptime	No	Behind	Laptime	No	Behind	Laptime	No	Behind	Laptime	No	Behind	Laptime
66		1:03.545	66		1:02.256	66		1:01.282	66		1:02.754	66		1:02.462
32	1 LAP	1:04.100	32	1 LAP	1:03.079	57	11.850	1:04.968	13	2 LAPS	1:12.513	19	1 LAP	1:06.561
57	7.629	1:02.515	70	1 LAP	1:07.604	7	12.954	1:02.762	19	1 LAP	1:07.449	13	2 LAPS	1:10.374
7	10.563	1:03.687	57	8.164	1:02.791	2	13.479	1:02.994	57	11.034	1:01.938	57	11.147	1:02.575
2	11.329	1:01.023	7	11.474	1:03.167	70	1 LAP	1:23.868	7	12.164	1:01.964	2	11.208	1:01.344
9	22.549	1:03.814	2	11.767	1:02.694	9	27.911	1:04.728	2	12.326	1:01.601	7	12.152	1:02.450
12	22.943	1:03.832	9	24.465	1:04.172	25	27.963	1:03.609	25	28.046	1:02.837	25	28.273	1:02.689
25	23.391	1:02.402	12	25.525	1:04.838	12	28.796	1:04.553	11	29.373	1:03.229	11	29.255	1:02.344
11	25.781	1:02.402	25	25.636	1:04.501	11	28.898	1:03.816	12	30.710	1:04.668	12	32.100	1:03.852
55	32.278	1:04.938	11	26.364	1:02.839	55	39.123	1:05.759	9	32.381	1:07.224	9	35.658	1:05.739
15	39.187	1:03.744	55	34.646	1:04.624	15	45.058	1:04.815	70	1 LAP	1:10.793	70	1 LAP	1:06.503
13	1 LAP	1:08.189	15	41.525	1:04.594				55	40.986	1:04.617	55	43.321	1:04.797
19	53.923	1:06.719	13	1 LAP	1:08.637				15	46.182	1:03.878	15	47.539	1:03.819
			19	58.133	1:06.466									

BARC British Sports Cars**RACE 6 - LAP CHART**

Lap 16			Lap 17			Lap 18			Lap 19		
No	Behind	Laptime	No	Behind	Laptime	No	Behind	Laptime	No	Behind	Laptime
66		1:03.511	66		1:04.429	66		1:03.858	66		1:05.547
19	1 LAP	1:06.165	57	7.450	1:02.290	57	5.502	1:01.910	57	2.416	1:02.461
57	9.589	1:01.953	7	9.897	1:03.339	7	8.640	1:02.601	7	6.743	1:03.650
2	9.677	1:01.980	19	1 LAP	1:08.002	19	1 LAP	1:05.783	19	1 LAP	1:06.233
7	10.987	1:02.346	13	2 LAPS	1:09.689	25	22.879	1:02.308	25	19.266	1:01.934
13	2 LAPS	1:11.587	25	24.429	1:01.686	11	23.441	1:01.577	11	19.943	1:02.049
25	27.172	1:02.410	11	25.722	1:02.181	13	2 LAPS	1:10.219	13	2 LAPS	1:07.428
11	27.970	1:02.226	12	32.422	1:04.298	12	33.766	1:05.202	12	32.510	1:04.291
12	32.553	1:03.964	70	1 LAP	1:06.614	55	45.538	1:05.544	55	43.574	1:03.583
9	37.253	1:05.106	9	43.270	1:10.446	70	1 LAP	1:07.119	15	44.172	1:02.864
70	1 LAP	1:05.774	55	43.852	1:04.327	15	46.855	1:03.820	70	1 LAP	1:05.605
55	43.954	1:04.144	15	46.893	1:03.702	9	47.355	1:07.943	9	46.893	1:05.085
15	47.620	1:03.592									

Dunlop / Motorsport News Saloon Car Championship

QUALIFYING RACE 4 - CLASSIFICATION

POS	NO	CL	NAME	ENTRY	TIME	ON	LAPS	GAP	DIFF	MPH
1	44	A	Rod BIRLEY	Ford Escort WRSC 2000Tcc	52.615	7	9			82.01
2	12	A	Malcolm WISE	Ford Escort 1998Tcc	53.368	15	15	0.753	0.753	80.85
3	11	A	Mark BIGGERS	Nissan Skyline 2568Tcc	54.194	11	13	1.579	0.826	79.62
4	47	A	Nick WILLIAMSON	Ford Escort 2000cc	54.689	13	16	2.074	0.495	78.90
5	96	A	Nigel CRAIG	Subaru Imprezza 2330Tcc	55.379	8	14	2.764	0.690	77.91
6	54	A	Stephen CRAIG	Subaru Imprezza 2000Tcc	55.663	9	12	3.048	0.284	77.52
7	51	C	Gareth PORTER	Peugeot 205 2000cc	55.874	8	13	3.259	0.211	77.22
8	27	B	Chris HAYES	Seat Cupra 1800Tcc	56.219	13	16	3.604	0.345	76.75
9	72	B	Duncan CLARKE	Volkswagen Golf 1781Tcc	56.604	9	15	3.989	0.385	76.23
10	90	C	Richard BRENT	Peugeot 205 2045cc	56.679	8	9	4.064	0.075	76.13
11	64	B	Andy WICKENS	Ford Sierra Sapphire 1998Tcc	57.455	7	15	4.840	0.776	75.10
12	7	C	James LINDRIDGE	Vauxhall Astra 1998cc	57.476	10	14	4.861	0.021	75.07
13	97	B	Andrew WOODS-DEAN	Renault Megane 2013cc	57.882	11	14	5.267	0.406	74.54
14	43	B	Andy THOMPSON	Seat Leon 1800cc	58.093	8	11	5.478	0.211	74.27
15	67	A	Raymond BARROW	Ford Escort 2000Tcc	58.100	8	14	5.485	0.007	74.26
16	17	E	Ken WELCH	Rover Mini Cooper 1380cc	58.481	10	11	5.866	0.381	73.78
17	25	E	Stephen KING	Rover Mini 1380cc	58.931	12	14	6.316	0.450	73.22
18	26	D	Bill RICHARDS	Rover Mini Clubman 1480cc	59.122	6	13	6.507	0.191	72.98
19	82	A	Peter TAYLOR	Ford Sierra Cosworth 1998Tcc	59.514	9	10	6.899	0.392	72.50
20	66	D	Alex RIBBENS	Ford Escort 1999cc	1:00.169	12	15	7.554	0.655	71.71
21	98	E	Michael EDGELL	Rover Mini 1380cc	1:00.411	7	9	7.796	0.242	71.42
22	95	B	Nick YOUNG	Seat Ibiza 1780Tcc	1:00.489	11	14	7.874	0.078	71.33
23	29	D	Paul GODDARD	Ford Escort 1594cc	1:01.326	4	9	8.711	0.837	70.36
24	28	C	Philip DANBURY	BMW E30 2494cc	1:02.815	10	13	10.200	1.489	68.69
25	71	D	Nick PROUDLOCK	Ford ESCORT MK1 1699cc	1:03.539	2	2	10.924	0.724	67.91
26	13	E	Nikolas BARTON	Ford Fiesta 1596cc	1:07.230	5	7	14.615	3.691	64.18
27	18	A	Stratton MACKAY	Subaru Imprezza WRX 2000Tcc	1:07.512	2	5	14.897	0.282	63.91

Car Nos. 71 & 98 need working transponders please

Weather / Track : Cloudy / Wet

These results are provisional until the conclusion of any judicial and technical matters.

Brands Hatch Indy
Circuit Length = 1.1986 miles
Start: 10:35 End: 10:52

Clerk of Course :		Timekeeper :
-------------------	--	--------------

Dunlop / Motorsport News Saloon Car Championship

QUALIFYING RACE 4 - LAP ANALYSIS

3	Ashley HARGREAVES		C Peugeot 306 1599Tcc				
7	James LINDRIDGE		C Vauxhall Astra 1998cc				
1 -	1:18.001	+ 20.525	10:37:05.918	8 -	57.949	+ 0.473	10:44:30.926
2 -	1:09.090	+ 11.614	10:38:15.008	9 -	57.662	+ 0.186	10:45:28.588
3 -	1:06.300	+ 8.824	10:39:21.308	10 -	57.476		10:46:26.064
4 -	1:06.721	+ 9.245	10:40:28.029	11 -	59.073	+ 1.597	10:47:25.137
5 -	1:04.632	+ 7.156	10:41:32.661	12 -	57.709	+ 0.233	10:48:22.846
6 -	1:02.015	+ 4.539	10:42:34.676	13 -	1:01.170	+ 3.694	10:49:24.016
7 -	58.301	+ 0.825	10:43:32.977	14 -	58.211	+ 0.735	10:50:22.227
11	Mark BIGGERS		A Nissan Skyline 2568Tcc				
1 -	1:07.501	+ 13.307	10:36:31.351	8 -	54.317	+ 0.123	10:43:04.619
2 -	56.652	+ 2.458	10:37:28.003	9 -	1:02.926	+ 8.732	10:44:07.545
3 -	56.328	+ 2.134	10:38:24.331	10 -	1:02.011	+ 7.817	10:45:09.556
4 -	58.364	+ 4.170	10:39:22.695	11 -	54.194		10:46:03.750
5 -	56.520	+ 2.326	10:40:19.215	12 -	54.614	+ 0.420	10:46:58.364
6 -	54.766	+ 0.572	10:41:13.981	13 -	1:09.644	+ 15.450	10:48:08.008
7 -	56.321	+ 2.127	10:42:10.302				
12	Malcolm WISE		A Ford Escort 1998Tcc				
1 -	1:13.075	+ 19.707	10:36:56.030	9 -	56.448	+ 3.080	10:44:40.656
2 -	1:06.597	+ 13.229	10:38:02.627	10 -	54.122	+ 0.754	10:45:34.778
3 -	1:00.061	+ 6.693	10:39:02.688	11 -	1:02.193	+ 8.825	10:46:36.971
4 -	57.548	+ 4.180	10:40:00.236	12 -	54.587	+ 1.219	10:47:31.558
5 -	56.986	+ 3.618	10:40:57.222	13 -	53.684	+ 0.316	10:48:25.242
6 -	56.785	+ 3.417	10:41:54.007	14 -	1:03.821	+ 10.453	10:49:29.063
7 -	55.440	+ 2.072	10:42:49.447	15 -	53.368		10:50:22.431
8 -	54.761	+ 1.393	10:43:44.208				
13	Nikolas BARTON		E Ford Fiesta 1596cc				
1 -	1:20.781	+ 13.551	10:36:53.348	5 -	1:07.230		10:41:36.709
2 -	1:16.889	+ 9.659	10:38:10.237	6 -	2:44.483 P	+ 1:37.253	10:44:21.192
3 -	1:09.887	+ 2.657	10:39:20.124	7 -	5:27.852	+ 4:20.622	10:49:49.044
4 -	1:09.355	+ 2.125	10:40:29.479				
17	Ken WELCH		E Rover Mini Cooper 1380cc				
1 -	1:17.684	+ 19.203	10:36:54.924	7 -	59.259	+ 0.778	10:43:01.716
2 -	1:05.520	+ 7.039	10:38:00.444	8 -	1:00.288	+ 1.807	10:44:02.004
3 -	1:01.534	+ 3.053	10:39:01.978	9 -	59.965	+ 1.484	10:45:01.969
4 -	1:00.131	+ 1.650	10:40:02.109	10 -	58.481		10:46:00.450
5 -	1:00.096	+ 1.615	10:41:02.205	11 -	2:22.983 P	+ 1:24.502	10:48:23.433
6 -	1:00.252	+ 1.771	10:42:02.457				
18	Stratton MACKAY		A Subaru Imprezza WRX 2000Tcc				
1 -	1:14.021	+ 6.509	10:36:55.430	4 -	1:10.889	+ 3.377	10:40:22.257
2 -	1:07.512		10:38:02.942	5 -	1:13.450	+ 5.938	10:41:35.707
3 -	1:08.426	+ 0.914	10:39:11.368				
25	Stephen KING		E Rover Mini 1380cc				
1 -	1:18.028	+ 19.097	10:36:53.928	8 -	1:00.788	+ 1.857	10:44:14.833
2 -	1:08.382	+ 9.451	10:38:02.310	9 -	1:02.487	+ 3.556	10:45:17.320
3 -	1:04.198	+ 5.267	10:39:06.508	10 -	1:02.594	+ 3.663	10:46:19.914
4 -	1:02.603	+ 3.672	10:40:09.111	11 -	59.040	+ 0.109	10:47:18.954
5 -	1:02.452	+ 3.521	10:41:11.563	12 -	58.931		10:48:17.885
6 -	1:01.307	+ 2.376	10:42:12.870	13 -	1:02.715	+ 3.784	10:49:20.600
7 -	1:01.175	+ 2.244	10:43:14.045	14 -	1:02.408	+ 3.477	10:50:23.008
26	Bill RICHARDS		D Rover Mini Clubman 1480cc				
1 -	1:15.738	+ 16.616	10:37:06.967	8 -	59.624	+ 0.502	10:44:14.267
2 -	1:04.587	+ 5.465	10:38:11.554	9 -	59.262	+ 0.140	10:45:13.529
3 -	1:02.369	+ 3.247	10:39:13.923	10 -	1:10.621	+ 11.499	10:46:24.150

Brands Hatch Indy
Circuit Length = 1.1986 miles
Start: 10:35 End: 10:52

Weather / Track : Cloudy / Wet

Dunlop / Motorsport News Saloon Car Championship

QUALIFYING RACE 4 - LAP ANALYSIS

4 -	1:02.582	+ 3.460	10:40:16.505	11 -	1:18.195	+ 19.073	10:47:42.345
5 -	59.885	+ 0.763	10:41:16.390	12 -	2:09.904 P	+ 1:10.782	10:49:52.249
6 -	59.122		10:42:15.512	13 -	1:09.472	+ 10.350	10:51:01.721
7 -	59.131	+ 0.009	10:43:14.643				
27	Chris HAYES		B	Seat Cupra 1800Tcc			
1 -	1:11.382	+ 15.163	10:36:37.498	9 -	57.855	+ 1.636	10:44:35.339
2 -	1:02.779	+ 6.560	10:37:40.277	10 -	57.373	+ 1.154	10:45:32.712
3 -	59.764	+ 3.545	10:38:40.041	11 -	57.123	+ 0.904	10:46:29.835
4 -	57.466	+ 1.247	10:39:37.507	12 -	57.648	+ 1.429	10:47:27.483
5 -	57.155	+ 0.936	10:40:34.662	13 -	56.219		10:48:23.702
6 -	1:05.563	+ 9.344	10:41:40.225	14 -	58.967	+ 2.748	10:49:22.669
7 -	58.582	+ 2.363	10:42:38.807	15 -	57.370	+ 1.151	10:50:20.039
8 -	58.677	+ 2.458	10:43:37.484	16 -	1:39.182 P	+ 42.963	10:51:59.221
28	Philip DANBURY		C	BMW E30 2494cc			
1 -	1:18.974	+ 16.159	10:37:04.892	8 -	1:03.922	+ 1.107	10:44:45.937
2 -	1:09.059	+ 6.244	10:38:13.951	9 -	1:03.749	+ 0.934	10:45:49.686
3 -	1:06.551	+ 3.736	10:39:20.502	10 -	1:02.815		10:46:52.501
4 -	1:04.918	+ 2.103	10:40:25.420	11 -	1:04.879	+ 2.064	10:47:57.380
5 -	1:06.795	+ 3.980	10:41:32.215	12 -	1:05.038	+ 2.223	10:49:02.418
6 -	1:05.355	+ 2.540	10:42:37.570	13 -	1:51.150 P	+ 48.335	10:50:53.568
7 -	1:04.445	+ 1.630	10:43:42.015				
29	Paul GODDARD		D	Ford Escort 1594cc			
1 -	1:12.526	+ 11.200	10:36:40.633	6 -	1:04.214	+ 2.888	10:41:56.705
2 -	1:04.814	+ 3.488	10:37:45.447	7 -	1:02.888	+ 1.562	10:42:59.593
3 -	1:02.276	+ 0.950	10:38:47.723	8 -	1:02.685	+ 1.359	10:44:02.278
4 -	1:01.326		10:39:49.049	9 -	6:19.043 P	+ 5:17.717	10:50:21.321
5 -	1:03.442	+ 2.116	10:40:52.491				
43	Andy THOMPSON		B	Seat Leon 1800cc			
1 -	1:14.477	+ 16.384	10:37:16.653	7 -	58.847	+ 0.754	10:43:16.647
2 -	1:01.680	+ 3.587	10:38:18.333	8 -	58.093		10:44:14.740
3 -	1:01.565	+ 3.472	10:39:19.898	9 -	59.459	+ 1.366	10:45:14.199
4 -	59.174	+ 1.081	10:40:19.072	10 -	59.667	+ 1.574	10:46:13.866
5 -	59.186	+ 1.093	10:41:18.258	11 -	2:26.829 P	+ 1:28.736	10:48:40.695
6 -	59.542	+ 1.449	10:42:17.800				
44	Rod BIRLEY		A	Ford Escort WRSC 2000Tcc			
1 -	1:08.074	+ 15.459	10:37:06.508	6 -	52.976	+ 0.361	10:41:45.921
2 -	56.906	+ 4.291	10:38:03.414	7 -	52.615		10:42:38.536
3 -	57.671	+ 5.056	10:39:01.085	8 -	7:07.884 P	+ 6:15.269	10:49:46.420
4 -	52.971	+ 0.356	10:39:54.056	9 -	1:09.246	+ 16.631	10:50:55.666
5 -	58.889	+ 6.274	10:40:52.945				
47	Nick WILLIAMSON		A	Ford Escort 2000cc			
1 -	1:11.363	+ 16.674	10:36:51.213	9 -	56.771	+ 2.082	10:44:36.313
2 -	1:02.391	+ 7.702	10:37:53.604	10 -	55.861	+ 1.172	10:45:32.174
3 -	58.629	+ 3.940	10:38:52.233	11 -	55.434	+ 0.745	10:46:27.608
4 -	58.060	+ 3.371	10:39:50.293	12 -	55.324	+ 0.635	10:47:22.932
5 -	1:02.156	+ 7.467	10:40:52.449	13 -	54.689		10:48:17.621
6 -	56.267	+ 1.578	10:41:48.716	14 -	58.834	+ 4.145	10:49:16.455
7 -	55.393	+ 0.704	10:42:44.109	15 -	55.446	+ 0.757	10:50:11.901
8 -	55.433	+ 0.744	10:43:39.542	16 -	54.947	+ 0.258	10:51:06.848
51	Gareth PORTER		C	Peugeot 205 2000cc			
1 -	1:07.994	+ 12.120	10:37:20.512	8 -	55.874		10:44:03.663
2 -	1:00.969	+ 5.095	10:38:21.481	9 -	56.399	+ 0.525	10:45:00.062
3 -	59.145	+ 3.271	10:39:20.626	10 -	56.324	+ 0.450	10:45:56.386
4 -	56.697	+ 0.823	10:40:17.323	11 -	56.444	+ 0.570	10:46:52.830
5 -	56.619	+ 0.745	10:41:13.942	12 -	57.576	+ 1.702	10:47:50.406
6 -	57.571	+ 1.697	10:42:11.513	13 -	1:32.159 P	+ 36.285	10:49:22.565
7 -	56.276	+ 0.402	10:43:07.789				

Brands Hatch Indy
Circuit Length = 1.1986 miles
Start: 10:35 End: 10:52

Weather / Track : Cloudy / Wet

Dunlop / Motorsport News Saloon Car Championship

QUALIFYING RACE 4 - LAP ANALYSIS

54	Stephen CRAIG		A Subaru Imprezza 2000Tcc				
1 -	1:18.194	+ 22.531	10:36:47.303	7 -	56.652	+ 0.989	10:42:51.785
2 -	1:06.348	+ 10.685	10:37:53.651	8 -	56.299	+ 0.636	10:43:48.084
3 -	1:00.977	+ 5.314	10:38:54.628	9 -	55.663		10:44:43.747
4 -	58.784	+ 3.121	10:39:53.412	10 -	57.169	+ 1.506	10:45:40.916
5 -	1:02.480	+ 6.817	10:40:55.892	11 -	58.885	+ 3.222	10:46:39.801
6 -	59.241	+ 3.578	10:41:55.133	12 -	56.418	+ 0.755	10:47:36.219
64	Andy WICKENS		B Ford Sierra Sapphire 1998Tcc				
1 -	1:17.955	+ 20.500	10:36:48.922	9 -	58.764	+ 1.309	10:44:51.025
2 -	1:06.747	+ 9.292	10:37:55.669	10 -	59.078	+ 1.623	10:45:50.103
3 -	1:00.240	+ 2.785	10:38:55.909	11 -	59.012	+ 1.557	10:46:49.115
4 -	1:00.108	+ 2.653	10:39:56.017	12 -	59.613	+ 2.158	10:47:48.728
5 -	1:01.878	+ 4.423	10:40:57.895	13 -	1:00.650	+ 3.195	10:48:49.378
6 -	58.695	+ 1.240	10:41:56.590	14 -	59.234	+ 1.779	10:49:48.612
7 -	57.455		10:42:54.045	15 -	58.739	+ 1.284	10:50:47.351
8 -	58.216	+ 0.761	10:43:52.261				
66	Alex RIBBENS		D Ford Escort 1999cc				
1 -	1:16.686	+ 16.517	10:36:38.988	9 -	1:02.796	+ 2.627	10:45:05.844
2 -	1:04.518	+ 4.349	10:37:43.506	10 -	1:01.033	+ 0.864	10:46:06.877
3 -	1:02.936	+ 2.767	10:38:46.442	11 -	1:01.651	+ 1.482	10:47:08.528
4 -	1:01.068	+ 0.899	10:39:47.510	12 -	1:00.169		10:48:08.697
5 -	1:08.719	+ 8.550	10:40:56.229	13 -	1:03.416	+ 3.247	10:49:12.113
6 -	1:02.001	+ 1.832	10:41:58.230	14 -	1:02.115	+ 1.946	10:50:14.228
7 -	1:01.736	+ 1.567	10:42:59.966	15 -	1:00.460	+ 0.291	10:51:14.688
8 -	1:03.082	+ 2.913	10:44:03.048				
67	Raymond BARROW		A Ford Escort 2000Tcc				
1 -	1:12.889	+ 14.789	10:37:19.404	8 -	58.100		10:44:25.948
2 -	1:03.795	+ 5.695	10:38:23.199	9 -	58.697	+ 0.597	10:45:24.645
3 -	1:00.985	+ 2.885	10:39:24.184	10 -	58.846	+ 0.746	10:46:23.491
4 -	1:03.249	+ 5.149	10:40:27.433	11 -	59.665	+ 1.565	10:47:23.156
5 -	1:02.229	+ 4.129	10:41:29.662	12 -	58.611	+ 0.511	10:48:21.767
6 -	59.609	+ 1.509	10:42:29.271	13 -	1:00.624	+ 2.524	10:49:22.391
7 -	58.577	+ 0.477	10:43:27.848	14 -	59.479	+ 1.379	10:50:21.870
71	Nick PROUDLOCK		D Ford ESCORT MK1 1699cc				
1 -	1:05.396	+ 1.857	10:37:58.745	2 -	1:03.539		10:39:02.284
72	Duncan CLARKE		B Volkswagen Golf 1781Tcc				
1 -	1:12.616	+ 16.012	10:37:04.578	9 -	56.604		10:44:51.507
2 -	1:02.397	+ 5.793	10:38:06.975	10 -	57.469	+ 0.865	10:45:48.976
3 -	59.139	+ 2.535	10:39:06.114	11 -	56.694	+ 0.090	10:46:45.670
4 -	58.967	+ 2.363	10:40:05.081	12 -	57.213	+ 0.609	10:47:42.883
5 -	58.268	+ 1.664	10:41:03.349	13 -	56.854	+ 0.250	10:48:39.737
6 -	57.231	+ 0.627	10:42:00.580	14 -	57.065	+ 0.461	10:49:36.802
7 -	57.368	+ 0.764	10:42:57.948	15 -	1:50.504 P	+ 53.900	10:51:27.306
8 -	56.955	+ 0.351	10:43:54.903				
82	Peter TAYLOR		A Ford Sierra Cosworth 1998Tcc				
1 -	1:16.410	+ 16.896	10:37:13.499	6 -	1:03.861	+ 4.347	10:42:37.513
2 -	1:12.321	+ 12.807	10:38:25.820	7 -	1:01.038	+ 1.524	10:43:38.551
3 -	1:01.737	+ 2.223	10:39:27.557	8 -	1:03.001	+ 3.487	10:44:41.552
4 -	1:03.161	+ 3.647	10:40:30.718	9 -	59.514		10:45:41.066
5 -	1:02.934	+ 3.420	10:41:33.652	10 -	1:02.430	+ 2.916	10:46:43.496
90	Richard BRENT		C Peugeot 205 2045cc				
1 -	1:14.034	+ 17.355	10:37:18.802	6 -	1:01.841	+ 5.162	10:42:21.663
2 -	1:01.937	+ 5.258	10:38:20.739	7 -	1:03.934	+ 7.255	10:43:25.597
3 -	1:02.083	+ 5.404	10:39:22.822	8 -	56.679		10:44:22.276
4 -	59.699	+ 3.020	10:40:22.521	9 -	2:20.497 P	+ 1:23.818	10:46:42.773
5 -	57.301	+ 0.622	10:41:19.822				

Brands Hatch Indy
Circuit Length = 1.1986 miles
Start: 10:35 End: 10:52


Weather / Track : Cloudy / Wet

Dunlop / Motorsport News Saloon Car Championship
QUALIFYING RACE 4 - LAP ANALYSIS

95	Nick YOUNG		B Seat Ibiza 1780Tcc				
1 -	1:12.109	+ 11.620	10:37:07.678	8 -	1:02.014	+ 1.525	10:44:39.306
2 -	1:09.873	+ 9.384	10:38:17.551	9 -	1:00.817	+ 0.328	10:45:40.123
3 -	1:05.022	+ 4.533	10:39:22.573	10 -	1:01.790	+ 1.301	10:46:41.913
4 -	1:07.159	+ 6.670	10:40:29.732	11 -	1:00.489		10:47:42.402
5 -	1:02.930	+ 2.441	10:41:32.662	12 -	1:00.719	+ 0.230	10:48:43.121
6 -	1:02.020	+ 1.531	10:42:34.682	13 -	1:00.704	+ 0.215	10:49:43.825
7 -	1:02.610	+ 2.121	10:43:37.292	14 -	1:03.741	+ 3.252	10:50:47.566
96	Nigel CRAIG		A Subaru Imprezza 2330Tcc				
1 -	1:14.434	+ 19.055	10:36:35.375	8 -	55.379		10:43:38.348
2 -	1:03.147	+ 7.768	10:37:38.522	9 -	57.707	+ 2.328	10:44:36.055
3 -	58.400	+ 3.021	10:38:36.922	10 -	56.997	+ 1.618	10:45:33.052
4 -	56.472	+ 1.093	10:39:33.394	11 -	1:13.509	+ 18.130	10:46:46.561
5 -	1:04.529	+ 9.150	10:40:37.923	12 -	1:14.876	+ 19.497	10:48:01.437
6 -	1:08.262	+ 12.883	10:41:46.185	13 -	56.222	+ 0.843	10:48:57.659
7 -	56.784	+ 1.405	10:42:42.969	14 -	1:51.670 P	+ 56.291	10:50:49.329
97	Andrew WOODS-DEAN		B Renault Megane 2013cc				
1 -	1:14.754	+ 16.872	10:37:03.885	8 -	58.975	+ 1.093	10:44:12.889
2 -	1:06.466	+ 8.584	10:38:10.351	9 -	58.594	+ 0.712	10:45:11.483
3 -	1:02.456	+ 4.574	10:39:12.807	10 -	58.168	+ 0.286	10:46:09.651
4 -	1:01.668	+ 3.786	10:40:14.475	11 -	57.882		10:47:07.533
5 -	59.480	+ 1.598	10:41:13.955	12 -	58.336	+ 0.454	10:48:05.869
6 -	59.589	+ 1.707	10:42:13.544	13 -	58.555	+ 0.673	10:49:04.424
7 -	1:00.370	+ 2.488	10:43:13.914	14 -	1:39.530 P	+ 41.648	10:50:43.954
98	Michael EDGELL		E Rover Mini 1380cc				
1 -	1:08.312	+ 7.901	10:38:00.848	6 -	2:01.646	+ 1:01.235	10:45:14.799
2 -	2:07.746	+ 1:07.335	10:40:08.594	7 -	1:00.411		10:46:15.210
3 -	1:01.665	+ 1.254	10:41:10.259	8 -	1:01.118	+ 0.707	10:47:16.328
4 -	1:01.972	+ 1.561	10:42:12.231	9 -	1:00.670	+ 0.259	10:48:16.998
5 -	1:00.922	+ 0.511	10:43:13.153				

Dunlop / Motorsport News Saloon Car Championship

RACE 4 - GRID - AMENDED

ROW 15	19 David HUGHES	92 Mark HOSKIN
ROW 14	1:07.512 18 Stratton MACKAY	14 Phil USHER
ROW 13	1:03.539 71 Nick PROUDLOCK	1:07.230 13 Nikolas BARTON
ROW 12	1:01.326 29 Paul GODDARD	1:02.815 28 Philip DANBURY
ROW 11	1:00.411 98 Michael EDGELL	1:00.489 95 Nick YOUNG
ROW 10	59.514 82 Peter TAYLOR	1:00.169 66 Alex RIBBENS
ROW 9	58.931 25 Stephen KING	59.122 26 Bill RICHARDS
ROW 8	58.100 67 Raymond BARROW	58.481 17 Ken WELCH
ROW 7	57.882 97 Andrew WOODS-DEAN	58.093 43 Andy THOMPSON
ROW 6	57.455 64 Andy WICKENS	57.476 7 James LINDRIDGE
ROW 5	56.604 72 Duncan CLARKE	56.679 90 Richard BRENT
ROW 4	55.874 51 Gareth PORTER	56.219 27 Chris HAYES
ROW 3	55.379 96 Nigel CRAIG	55.663 54 Stephen CRAIG
ROW 2	54.194 11 Mark BIGGERS	54.689 47 Nick WILLIAMSON
ROW 1	52.615 44 Rod BIRLEY	53.368 12 Malcolm WISE
Pole		
		

Brands Hatch Indy
Circuit Length = 1.1986 miles

These results are provisional until the conclusion of any judicial and technical matters.

Clerk of Course :

Timekeeper :

Dunlop / Motorsport News Saloon Car Championship

RACE 4 - CLASSIFICATION

POS	NO	CL	NAME	ENTRY	LAPS	TIME	GAP	DIFF	MPH	BEST	ON
1	44	A	Rod BIRLEY	Ford Escort WRSC 2000Tcc	13	15:43.911			59.42	50.395	5
2	47	A	Nick WILLIAMSON	Ford Escort 2000cc	13	15:49.379	5.468	5.468	59.08	51.023	4
3	12	A	Malcolm WISE	Ford Escort 1998Tcc	13	15:52.943	9.032	3.564	58.86	51.810	4
4	51	C	Gareth PORTER	Peugeot 205 2000cc	13	15:53.600	9.689	0.657	58.82	54.261	4
5	90	C	Richard BRENT	Peugeot 205 2045cc	13	16:14.817	30.906	21.217	57.54	54.015	4
6	72	B	Duncan CLARKE	Volkswagen Golf 1781Tcc	13	16:15.107	31.196	0.290	57.52	54.605	3
7	67	A	Raymond BARROW	Ford Escort 2000Tcc	13	16:16.559	32.648	1.452	57.44	54.973	4
8	97	B	Andrew WOODS-DEAN	Renault Megane 2013cc	13	16:16.797	32.886	0.238	57.42	54.955	3
9	66	D	Alex RIBBENS	Ford Escort 1999cc	13	16:17.265	33.354	0.468	57.40	55.745	5
10	26	D	Bill RICHARDS	Rover Mini Clubman 1480cc	13	16:18.093	34.182	0.828	57.35	56.370	4
11	7	C	James LINDRIDGE	Vauxhall Astra 1998cc	13	16:22.794	38.883	4.701	57.07	55.070	4
12	25	E	Stephen KING	Rover Mini 1380cc	13	16:27.569	43.658	4.775	56.80	56.988	4
13	71	D	Nick PROUDLOCK	Ford Escort Mk1 1699cc	13	16:28.011	44.100	0.442	56.77	57.573	4
14	95	B	Nick YOUNG	Seat Ibiza 1780Tcc	13	16:30.231	46.320	2.220	56.64	56.990	4
15	82	A	Peter TAYLOR	Ford Sierra Cosworth 1998Tcc	13	16:32.276	48.365	2.045	56.53	54.141	5
16	17	E	Ken WELCH	Rover Mini Cooper 1380cc	13	16:32.640	48.729	0.364	56.51	57.174	4
17	96	A	Nigel CRAIG	Subaru Imprezza 2330Tcc	13	16:35.445	51.534	2.805	56.35	54.233	4
18	98	E	Michael EDGELL	Rover Mini 1380cc	13	16:36.414	52.503	0.969	56.29	57.802	4
19	29	D	Paul GODDARD	Ford Escort 1594cc	13	16:38.620	54.709	2.206	56.17	57.890	4
20	28	C	Philip DANBURY	BMW E30 2494cc	13	16:39.865	55.954	1.245	56.10	55.576	5
21	43	B	Andy THOMPSON	Seat Leon 1800cc	12	15:49.531	1 lap	1 lap	54.53	54.932	4
22	19	B	David HUGHES	Ford Sierra Cosworth 1999Tcc	12	16:11.940	1 lap	22.409	53.27	58.839	4
23	13	E	Nikolas BARTON	Ford Fiesta 1596cc	12	16:25.263	1 lap	13.323	52.55	1:02.129	4

NOT CLASSIFIED

DNF	11	A	Mark BIGGERS	Nissan Skyline 2568Tcc	5	4:31.049	8 laps	7 laps	79.59	51.240	4
DNF	18	A	Stratton MACKAY	Subaru Imprezza WRX 2000Tcc	2	4:36.880	11 laps	3 laps	31.16	1:13.418	1
DNF	27	B	Chris HAYES	Seat Cupra 1800Tcc	0						

FASTEST LAP

44	A	Rod BIRLEY	Ford Escort WRSC 2000Tcc	5	50.395	85.62 mph	137.79 kph
90	C	Richard BRENT	Peugeot 205 2045cc	4	54.015	79.88 mph	128.56 kph
72	B	Duncan CLARKE	Volkswagen Golf 1781Tcc	3	54.605	79.02 mph	127.17 kph
66	D	Alex RIBBENS	Ford Escort 1999cc	5	55.745	77.40 mph	124.57 kph
25	E	Stephen KING	Rover Mini 1380cc	4	56.988	75.71 mph	121.85 kph

Weather / Track : Cloudy / Wet

These results are provisional until the conclusion of any judicial and technical matters.

Brands Hatch Indy
Circuit Length = 1.1986 miles
Start: 14:58 End: 15:15

Clerk of Course :

Timekeeper :

Dunlop / Motorsport News Saloon Car Championship

RACE 4 - LAP CHART

Lap 1			Lap 2			Lap 3			Lap 4			Lap 5		
No	Behind	Laptime	No	Behind	Laptime	No	Behind	Laptime	No	Behind	Laptime	No	Behind	Laptime
44		55.652	44		52.176	44		50.580	44		50.782	44		50.395
47	0.914	56.566	47	0.533	51.795	47	1.304	51.351	47	1.545	51.023	47	2.416	51.266
12	1.175	56.827	12	1.168	52.169	12	2.455	51.867	11	3.124	51.240	13	1 LAP	1:02.129
11	1.321	56.973	11	1.456	52.311	11	2.666	51.790	12	3.483	51.810	12	6.732	53.644
51	3.635	59.287	51	5.975	54.516	51	9.715	54.320	51	13.194	54.261	11	11.464	58.735
90	4.518	1:00.170	90	7.554	55.212	90	11.083	54.109	90	14.316	54.015	18	3 LAPS	3:23.462
72	6.821	1:02.473	72	9.493	54.848	72	13.518	54.605	72	17.722	54.986	51	17.296	54.497
7	7.661	1:03.313	7	10.985	55.500	7	16.015	55.610	7	20.303	55.070	90	17.987	54.066
43	7.729	1:03.381	67	11.714	55.120	67	16.184	55.050	67	20.375	54.973	72	22.942	55.615
97	8.692	1:04.344	97	12.495	55.979	97	16.870	54.955	97	21.181	55.093	67	25.041	55.061
67	8.770	1:04.422	43	12.692	57.139	43	17.933	55.821	43	22.083	54.932	7	25.814	55.906
17	9.941	1:05.593	26	14.601	56.588	82	20.362	55.994	82	24.385	54.805	97	26.700	55.914
66	9.985	1:05.637	82	14.948	56.811	26	20.622	56.601	26	26.210	56.370	43	27.184	55.496
26	10.189	1:05.841	17	15.310	57.545	66	22.036	56.865	66	27.116	55.862	82	28.131	54.141
82	10.313	1:05.965	66	15.751	57.942	17	22.227	57.497	17	28.619	57.174	66	32.466	55.745
25	10.536	1:06.188	28	16.319	56.820	25	24.692	58.702	96	29.144	54.233	26	32.579	56.764
28	11.675	1:07.327	25	16.570	58.210	96	25.693	56.406	25	30.898	56.988	96	34.389	55.640
29	11.718	1:07.370	29	18.614	59.072	29	26.819	58.785	29	33.927	57.890	17	35.999	57.775
98	12.262	1:07.914	98	19.041	58.955	98	27.266	58.805	98	34.286	57.802	25	38.029	57.526
95	13.465	1:09.117	95	19.235	57.946	95	28.138	59.483	95	34.346	56.990	98	41.812	57.921
71	14.504	1:10.156	96	19.867	55.917	71	28.237	58.657	71	35.028	57.573	29	43.029	59.497
19	15.875	1:11.527	71	20.160	57.832	19	32.970	59.375	19	41.027	58.839	95	43.847	59.896
96	16.126	1:11.778	19	24.175	1:00.476	28	39.520	1:13.781	28	45.558	56.820	71	44.150	59.517
18	17.766	1:13.418	13	29.471	1:03.597	13	41.631	1:02.740				19	50.616	59.984
13	18.050	1:13.702										28	50.739	55.576

Dunlop / Motorsport News Saloon Car Championship

RACE 4 - LAP CHART

Lap 6			Lap 7			Lap 8			Lap 9			Lap 10		
No	Behind	Laptime	No	Behind	Laptime	No	Behind	Laptime	No	Behind	Laptime	No	Behind	Laptime
44		51.055	44		1:46.456	44		2:16.375	44		1:58.066	44		1:32.858
47	3.339	51.978	19	1 LAP	1:48.045	19	1 LAP	2:16.093	19	1 LAP	1:58.015	19	1 LAP	1:33.920
12	8.960	53.283	47	1.946	1:45.063	47	1.557	2:15.986	47	1.105	1:57.614	47	2.055	1:33.808
13	1 LAP	1:04.841	12	3.255	1:40.751	12	2.339	2:15.459	12	2.146	1:57.873	12	2.266	1:32.978
90	21.784	54.852	13	1 LAP	1:35.526	13	1 LAP	2:14.652	13	1 LAP	1:57.837	13	1 LAP	1:35.110
51	21.893	55.652	90	8.644	1:33.316	90	5.137	2:12.868	90	5.783	1:58.712	51	6.024	1:32.201
72	28.093	56.206	51	9.792	1:34.355	51	6.284	2:12.867	51	6.681	1:58.463	90	6.131	1:33.206
67	30.169	56.183	72	11.680	1:30.043	72	7.585	2:12.280	72	8.524	1:59.005	72	6.617	1:30.951
7	31.087	56.328	67	13.237	1:29.524	67	8.661	2:11.799	67	10.219	1:59.624	67	7.060	1:29.699
97	31.596	55.951	7	14.556	1:29.925	7	9.832	2:11.651	7	11.680	1:59.914	7	8.505	1:29.683
43	33.002	56.873	97	15.663	1:30.523	97	11.207	2:11.919	97	12.655	1:59.514	97	9.507	1:29.710
82	33.791	56.715	43	17.375	1:30.829	43	12.075	2:11.075	43	13.537	1:59.528	43	12.610	1:31.931
66	38.948	57.537	82	18.982	1:31.647	82	13.513	2:10.906	82	15.765	2:00.318	82	16.144	1:33.237
26	39.723	58.199	66	20.025	1:27.533	66	14.265	2:10.615	66	16.712	2:00.513	66	16.782	1:32.928
96	41.847	58.513	26	22.133	1:28.866	26	15.449	2:09.691	26	18.463	2:01.080	26	17.278	1:31.673
17	43.114	58.170	96	23.833	1:28.442	96	17.013	2:09.555	96	20.076	2:01.129	96	20.480	1:33.262
25	45.218	58.244	17	25.160	1:28.502	17	18.329	2:09.544	17	21.442	2:01.179	17	22.384	1:33.800
98	1:40.189	1:49.432	25	27.152	1:28.390	25	19.813	2:09.036	25	22.655	2:00.908	25	23.023	1:33.226
29	1:41.340	1:49.366	98	2:08.263	2:14.530	98	1:13.879	1:21.991	98	29.454	1:13.641	98	23.328	1:26.732
95	1:42.622	1:49.830	29	2:09.292	2:14.408	29	1:14.407	1:21.490	29	30.104	1:13.763	29	24.233	1:26.987
71	1:43.525	1:50.430	95	2:10.768	2:14.602	95	1:15.301	1:20.908	95	31.049	1:13.814	95	24.997	1:26.806
28	1:45.096	1:45.412	71	2:11.639	2:14.570	71	1:15.663	1:20.399	71	31.561	1:13.964	71	25.222	1:26.519
			28	2:12.765	2:14.125	28	1:16.479	1:20.089	28	33.110	1:14.697	28	27.024	1:26.772

Dunlop / Motorsport News Saloon Car Championship

RACE 4 - LAP CHART

Lap 11			Lap 12			Lap 13		
No	Behind	Laptime	No	Behind	Laptime	No	Behind	Laptime
44		58.686	44		1:00.153	44		1:00.677
47	3.425	1:00.056	47	4.250	1:00.978	47	5.468	1:01.895
12	4.461	1:00.881	12	5.363	1:01.055	43	1 LAP	1:42.091
51	8.960	1:01.622	51	9.676	1:00.869	12	9.032	1:04.346
19	1 LAP	1:09.093	19	1 LAP	1:08.789	51	9.689	1:00.690
90	14.287	1:06.842	90	22.485	1:08.351	19	1 LAP	1:07.784
72	14.723	1:06.792	72	22.833	1:08.263	90	30.906	1:09.098
67	15.942	1:07.568	67	23.819	1:08.030	72	31.196	1:09.040
13	1 LAP	1:10.088	97	24.469	1:06.953	67	32.648	1:09.506
97	17.669	1:06.848	66	26.210	1:03.108	97	32.886	1:09.094
7	18.590	1:08.771	13	1 LAP	1:10.070	66	33.354	1:07.821
66	23.255	1:05.159	7	27.938	1:09.501	26	34.182	1:05.353
43	24.359	1:10.435	26	29.506	1:05.050	7	38.883	1:11.622
26	24.609	1:06.017	25	38.358	1:07.595	13	1 LAP	1:14.971
82	28.402	1:10.944	82	38.642	1:10.393	25	43.658	1:05.977
96	29.580	1:07.786	71	38.677	1:05.811	71	44.100	1:06.100
25	30.916	1:06.579	96	41.009	1:11.582	95	46.320	1:05.932
98	32.606	1:07.964	95	41.065	1:07.524	82	48.365	1:10.400
71	33.019	1:06.483	17	41.976	1:08.629	17	48.729	1:07.430
17	33.500	1:09.802	98	42.160	1:09.707	96	51.534	1:11.202
95	33.694	1:07.383	29	43.986	1:08.947	98	52.503	1:11.020
29	35.192	1:09.645	28	46.044	1:09.573	29	54.709	1:11.400
28	36.624	1:08.286				28	55.954	1:10.587

Dunlop / Motorsport News Saloon Car Championship

RACE 8 - GRID - AMENDED

ROW 12	18 Stratton MACKAY	14 Phil USHER
ROW 11	19 David HUGHES	13 Nikolas BARTON
ROW 10	28 Philip DANBURY	43 Andy THOMPSON
ROW 9	98 Michael EDGELL	29 Paul GODDARD
ROW 8	82 Peter TAYLOR	17 Ken WELCH
ROW 7	71 Nick PROUDLOCK	95 Nick YOUNG
ROW 6	7 James LINDRIDGE	25 Stephen KING
ROW 5	66 Alex RIBBENS	26 Bill RICHARDS
ROW 4	67 Raymond BARROW	97 Andrew WOODS-DEAN
ROW 3	90 Richard BRENT	72 Duncan CLARKE
ROW 2	12 Malcolm WISE	51 Gareth PORTER
ROW 1	44 Rod BIRLEY	47 Nick WILLIAMSON

Pole

Brands Hatch Indy
Circuit Length = 1.1986 miles

These results are provisional until the conclusion of any judicial and technical matters.

Clerk of Course :

Timekeeper :

Dunlop / Motorsport News Saloon Car Championship

RACE 8 - CLASSIFICATION

POS	NO	CL	NAME	ENTRY	LAPS	TIME	GAP	DIFF	MPH	BEST	ON
1	44	A	Rod BIRLEY	Ford Escort WRSC 2000Tcc	18	15:26.839			83.80	49.819	8
2	12	A	Malcolm WISE	Ford Escort 1998Tcc	18	15:45.803	18.964	18.964	82.12	51.352	3
3	90	C	Richard BRENT	Peugeot 205 2045cc	18	16:12.524	45.685	26.721	79.86	52.940	7
4	51	C	Gareth PORTER	Peugeot 205 2000cc	17	15:27.543	1 lap	1 lap	79.08	53.572	2
5	72	B	Duncan CLARKE	Volkswagen Golf 1781Tcc	17	15:35.241	1 lap	7.698	78.43	53.938	10
6	7	C	James LINDRIDGE	Vauxhall Astra 1998cc	17	15:39.991	1 lap	4.750	78.03	54.112	5
7	26	D	Bill RICHARDS	Rover Mini Clubman 1480cc	17	15:41.634	1 lap	1.643	77.90	53.941	17
8	66	D	Alex RIBBENS	Ford Escort 1999cc	17	15:42.147	1 lap	0.513	77.86	53.960	17
9	82	A	Peter TAYLOR	Ford Sierra Cosworth 1998Tcc	17	15:59.327	1 lap	17.180	76.46	54.164	12
10	97	B	Andrew WOODS-DEAN	Renault Megane 2013cc	17	16:04.819	1 lap	5.492	76.03	54.707	16
11	95	B	Nick YOUNG	Seat Ibiza 1780Tcc	17	16:04.873	1 lap	0.054	76.02	55.330	4
12	17	E	Ken WELCH	Rover Mini Cooper 1380cc	17	16:10.141	1 lap	5.268	75.61	55.378	5
13	67	A	Raymond BARROW	Ford Escort 2000Tcc	17	16:12.783	1 lap	2.642	75.40	54.504	14
14	25	E	Stephen KING	Rover Mini 1380cc	17	16:14.375	1 lap	1.592	75.28	55.883	12
15	71	D	Nick PROUDLOCK	Ford Escort Mk1 1699cc	17	16:16.334	1 lap	1.959	75.13	55.479	10
16	98	E	Michael EDGELL	Rover Mini 1380cc	17	16:19.720	1 lap	3.386	74.87	56.021	12
17	18	A	Stratton MACKAY	Subaru Imprezza WRX 2000Tcc	16	15:39.323	2 laps	1 lap	73.50	56.042	16
18	19	B	David HUGHES	Ford Sierra Cosworth 1999Tcc	16	15:46.417	2 laps	7.094	72.94	57.191	14
19	29	D	Paul GODDARD	Ford Escort 1594cc	16	15:48.819	2 laps	2.402	72.76	57.411	15
20	14	C	Phil USHER	Ford Escort 2000cc	15	16:24.529	3 laps	1 lap	65.74	1:00.955	15

NOT CLASSIFIED

DNF	47	A	Nick WILLIAMSON	Ford Escort 2000cc	13	11:07.863	5 laps	2 laps	83.99	50.215	13
DNF	13	E	Nikolas BARTON	Ford Fiesta 1596cc	12	12:43.169	6 laps	1 lap	67.84	1:01.084	2
DNF	28	C	Philip DANBURY	BMW E30 2494cc	7	7:28.630	11 laps	5 laps	67.32	54.586	5
DNF	43	B	Andy THOMPSON	Seat Leon 1800cc	0						

FASTEST LAP

44	A	Rod BIRLEY	Ford Escort WRSC 2000Tcc	8	49.819	86.61 mph	139.39 kph
90	C	Richard BRENT	Peugeot 205 2045cc	7	52.940	81.50 mph	131.17 kph
72	B	Duncan CLARKE	Volkswagen Golf 1781Tcc	10	53.938	80.00 mph	128.74 kph
26	D	Bill RICHARDS	Rover Mini Clubman 1480cc	17	53.941	79.99 mph	128.74 kph
17	E	Ken WELCH	Rover Mini Cooper 1380cc	5	55.378	77.91 mph	125.39 kph

Weather / Track : Sunny / Dry

These results are provisional until the conclusion of any judicial and technical matters.

Brands Hatch Indy
Circuit Length = 1.1986 miles
Start: 10:51 End: 11:08

Clerk of Course :

Timekeeper :

Dunlop / Motorsport News Saloon Car Championship

RACE 8 - LAP CHART

Lap 1			Lap 2			Lap 3			Lap 4			Lap 5		
No	Behind	Laptime	No	Behind	Laptime	No	Behind	Laptime	No	Behind	Laptime	No	Behind	Laptime
47		55.597	47		52.287	47		51.330	47		51.253	47		51.109
44	0.351	55.948	44	0.303	52.239	44	0.164	51.191	44	0.206	51.295	44	0.163	51.066
12	1.754	57.351	12	1.458	51.991	12	1.480	51.352	12	2.449	52.222	12	4.223	52.883
51	3.077	58.674	51	4.362	53.572	51	6.889	53.857	51	10.538	54.902	14	1 LAP	1:03.837
90	4.299	59.896	90	6.206	54.194	90	8.400	53.524	90	10.720	53.573	90	12.600	52.989
72	5.638	1:01.235	72	8.659	55.308	72	12.194	54.865	72	15.254	54.313	51	13.303	53.874
66	7.265	1:02.862	7	11.559	55.535	7	15.303	55.074	7	18.538	54.488	72	18.565	54.420
26	7.786	1:03.383	66	11.590	56.612	66	15.771	55.511	66	19.230	54.712	7	21.541	54.112
7	8.311	1:03.908	26	11.751	56.252	26	16.269	55.848	26	20.037	55.021	66	22.782	54.661
95	9.502	1:05.099	95	14.219	57.004	95	19.173	56.284	95	23.250	55.330	26	23.285	54.357
25	9.529	1:05.126	25	15.090	57.848	25	20.171	56.411	17	25.041	56.118	95	27.665	55.524
17	10.201	1:05.798	17	15.118	57.204	17	20.176	56.388	25	25.309	56.391	17	29.310	55.378
71	12.449	1:08.046	71	16.554	56.392	71	21.397	56.173	71	26.030	55.886	71	31.574	56.653
19	13.336	1:08.933	97	19.232	58.011	97	25.260	57.358	82	29.885	55.543	25	32.563	58.363
97	13.508	1:09.105	18	19.452	57.943	82	25.595	55.916	97	30.768	56.761	82	33.780	55.004
18	13.796	1:09.393	19	20.841	59.792	28	27.191	55.873	28	30.882	54.944	28	34.359	54.586
82	15.192	1:10.789	82	21.009	58.104	98	27.833	57.059	98	33.296	56.716	97	35.610	55.951
98	16.344	1:11.941	98	22.104	58.047	19	30.189	1:00.678	19	37.432	58.496	98	38.935	56.748
29	17.893	1:13.490	28	22.648	56.137	29	30.756	58.593	29	38.439	58.936	19	44.561	58.238
13	18.072	1:13.669	29	23.493	57.887	18	37.300	1:09.178	67	41.999	55.721	67	45.827	54.937
28	18.798	1:14.395	13	26.869	1:01.084	13	37.403	1:01.864	18	42.927	56.880	29	46.678	59.348
14	20.391	1:15.988	67	33.644	56.034	67	37.531	55.217	13	49.513	1:03.363	18	48.572	56.754
67	29.897	1:25.494	14	35.865	1:07.761	14	49.892	1:05.357						

Dunlop / Motorsport News Saloon Car Championship

RACE 8 - LAP CHART

Lap 6			Lap 7			Lap 8			Lap 9			Lap 10		
No	Behind	Laptime	No	Behind	Laptime	No	Behind	Laptime	No	Behind	Laptime	No	Behind	Laptime
47		51.252	47		50.758	47		50.474	44		50.619	44		50.481
44	0.162	51.251	67	1 LAP	56.274	44	0.235	49.819	47	0.057	50.911	47	0.710	51.134
12	4.760	51.789	44	0.890	51.486	67	1 LAP	55.419	25	1 LAP	57.440	82	1 LAP	56.317
13	1 LAP	1:03.373	19	1 LAP	59.261	12	7.737	52.660	14	2 LAPS	1:06.329	97	1 LAP	56.423
90	14.811	53.463	29	1 LAP	58.814	19	1 LAP	58.873	98	1 LAP	56.800	71	1 LAP	58.950
51	15.985	53.934	18	1 LAP	56.962	18	1 LAP	57.528	12	9.050	52.167	25	1 LAP	57.672
72	21.782	54.469	12	5.551	51.549	29	1 LAP	58.933	67	1 LAP	55.659	98	1 LAP	56.122
14	1 LAP	1:02.993	90	16.993	52.940	90	19.990	53.471	19	1 LAP	57.746	12	11.410	52.841
7	24.751	54.462	51	18.812	53.585	51	22.375	54.037	18	1 LAP	57.695	67	1 LAP	55.909
66	26.140	54.610	13	1 LAP	1:01.506	72	30.004	55.018	29	1 LAP	57.516	14	2 LAPS	1:03.053
26	26.566	54.533	72	25.460	54.436	7	32.578	54.465	90	22.588	53.452	18	1 LAP	57.410
95	31.787	55.374	7	28.587	54.594	13	1 LAP	1:02.740	51	25.539	54.018	19	1 LAP	58.457
17	33.984	55.926	26	30.366	54.558	28	1 LAP	1:37.929	72	33.425	54.275	90	25.383	53.276
71	36.619	56.297	66	30.457	55.075	66	34.866	54.883	7	36.251	54.527	29	1 LAP	58.174
82	37.379	54.851	95	36.932	55.903	26	34.870	54.978	26	38.685	54.669	51	29.159	54.101
28	37.873	54.766	14	1 LAP	1:05.872	95	42.214	55.756	66	38.981	54.969	72	36.882	53.938
25	37.979	56.668	17	38.880	55.654	17	44.392	55.986	13	1 LAP	1:03.253	7	39.942	54.172
97	40.111	55.753	82	42.674	56.053	82	47.566	55.366	95	47.331	55.971	26	42.718	54.514
98	44.524	56.841	71	43.364	57.503	71	49.614	56.724	17	49.289	55.751	66	43.134	54.634
			25	44.433	57.212	97	50.714	56.353						
			97	44.835	55.482									
			98	50.228	56.462									

Dunlop / Motorsport News Saloon Car Championship

RACE 8 - LAP CHART

Lap 11			Lap 12			Lap 13			Lap 14			Lap 15		
No	Behind	Laptime	No	Behind	Laptime	No	Behind	Laptime	No	Behind	Laptime	No	Behind	Laptime
44		50.461	44		50.173	44		50.241	44		51.051	44		52.658
47	0.981	50.732	47	1.619	50.811	26	1 LAP	54.755	7	1 LAP	55.668	72	1 LAP	54.909
95	1 LAP	56.456	95	1 LAP	55.999	47	1.593	50.215	26	1 LAP	55.280	19	2 LAPS	58.731
17	1 LAP	57.444	82	1 LAP	54.245	66	1 LAP	55.333	66	1 LAP	55.050	29	2 LAPS	58.977
82	1 LAP	55.020	17	1 LAP	55.690	95	1 LAP	56.137	14	3 LAPS	1:09.060	7	1 LAP	54.501
13	2 LAPS	1:04.367	12	14.525	52.373	82	1 LAP	54.164	12	18.419	52.959	26	1 LAP	55.124
97	1 LAP	55.046	97	1 LAP	56.802	12	16.511	52.227	95	1 LAP	56.783	66	1 LAP	55.041
71	1 LAP	55.479	71	1 LAP	56.583	17	1 LAP	56.350	82	1 LAP	56.378	12	17.906	52.145
12	12.325	51.376	25	1 LAP	56.793	97	1 LAP	55.144	17	1 LAP	57.604	14	3 LAPS	1:04.055
25	1 LAP	55.980	98	1 LAP	56.074	71	1 LAP	56.452	97	1 LAP	55.919	82	1 LAP	55.872
98	1 LAP	56.311	13	2 LAPS	1:04.420	25	1 LAP	55.883	71	1 LAP	56.621	95	1 LAP	56.227
67	1 LAP	55.179	67	1 LAP	55.223	98	1 LAP	56.021	25	1 LAP	56.702	17	1 LAP	57.186
14	2 LAPS	1:02.464	90	31.982	53.422	67	1 LAP	54.906	67	1 LAP	55.259	97	1 LAP	55.000
90	28.733	53.811	51	37.436	54.553	13	2 LAPS	1:01.365	98	1 LAP	57.288	71	1 LAP	56.281
18	1 LAP	56.493	18	1 LAP	57.992	90	35.223	53.482	90	39.172	55.000	25	1 LAP	56.082
19	1 LAP	57.686	19	1 LAP	58.476	51	41.908	54.713	51	45.538	54.681	67	1 LAP	54.504
51	33.056	54.358	29	1 LAP	58.533	18	1 LAP	56.497	13	2 LAPS	1:02.165	98	1 LAP	56.751
29	1 LAP	57.469	14	2 LAPS	1:06.182	19	1 LAP	57.882	18	1 LAP	57.622	90	40.496	53.982
72	40.405	53.984	72	44.588	54.356	72	48.819	54.472				51	47.403	54.523
7	44.329	54.848	7	48.701	54.545	29	1 LAP	57.646						
26	46.687	54.430												
66	47.267	54.594												

Dunlop / Motorsport News Saloon Car Championship

RACE 8 - LAP CHART

Lap 16			Lap 17			Lap 18		
No	Behind	Laptime	No	Behind	Laptime	No	Behind	Laptime
44		53.124	44		52.218	44		51.518
72	1 LAP	54.977	72	1 LAP	54.289	51	1 LAP	55.028
18	2 LAPS	57.867	18	2 LAPS	57.067	72	1 LAP	55.977
19	2 LAPS	57.191	7	1 LAP	55.092	18	2 LAPS	56.042
7	1 LAP	55.675	26	1 LAP	55.130	7	1 LAP	54.325
26	1 LAP	54.861	66	1 LAP	55.215	26	1 LAP	53.941
66	1 LAP	54.425	19	2 LAPS	58.101	66	1 LAP	53.960
29	2 LAPS	58.790	29	2 LAPS	57.411	12	18.964	54.601
12	16.409	51.627	12	15.881	51.690	19	2 LAPS	57.876
82	1 LAP	56.029	82	1 LAP	54.876	29	2 LAPS	58.302
95	1 LAP	57.979	95	1 LAP	57.099	82	1 LAP	54.800
97	1 LAP	55.904	97	1 LAP	54.707	97	1 LAP	55.100
17	1 LAP	58.440	17	1 LAP	56.758	95	1 LAP	55.948
14	3 LAPS	1:05.407	67	1 LAP	55.978	17	1 LAP	56.466
25	1 LAP	56.035	25	1 LAP	57.024	90	45.685	54.279
67	1 LAP	55.251	90	42.924	53.836	67	1 LAP	55.819
71	1 LAP	58.691	71	1 LAP	57.545	25	1 LAP	56.745
90	41.306	53.934	98	1 LAP	57.605	71	1 LAP	56.058
98	1 LAP	56.786	14	3 LAPS	1:05.216	98	1 LAP	56.148
51	49.412	55.133				14	3 LAPS	1:00.955

Pickup Truck Racing Championship

QUALIFYING - CLASSIFICATION

POS	NO	CL	NAME	ENTRY	TIME	ON	LAPS	GAP	DIFF	MPH
1	22		Nic GRINDROD	Pickup Truck 2000cc	56.150	13	19			76.84
2	54		Gavin SEAGER	Pickup Truck 2000cc	56.292	9	21	0.142	0.142	76.65
3	10		Chris DAWKINS	Pickup Truck 2000cc	56.527	9	18	0.377	0.235	76.33
4	4		Petr STEVENS	Pickup Truck 2000cc	56.555	7	21	0.405	0.028	76.29
5	93		Michael SMITH	Pickup Truck 2000cc	56.732	19	21	0.582	0.177	76.06
6	21		Kelly-Jayne WELLS	Pickup Truck 2000cc	56.790	16	17	0.640	0.058	75.98
7	63		Phil WHITE	Pickup Truck 2000cc	56.845	11	13	0.695	0.055	75.90
8	16		Steve DANCE	Pickup Truck 2000cc	56.901	18	18	0.751	0.056	75.83
9	15		Simon CARR	Pickup Truck 2000cc	56.912	12	14	0.762	0.011	75.81
10	26		Paul SAUNDERS	Pickup Truck 2000cc	56.976	17	19	0.826	0.064	75.73
11	2		Dave BRIGGA	Pickup Truck 2000cc	57.008	13	19	0.858	0.032	75.69
12	69		Lee ROGERS	Pickup Truck 2000cc	57.333	12	18	1.183	0.325	75.26
13	98		Anthony HAWKINS	Pickup Truck 2000cc	57.708	20	20	1.558	0.375	74.77
14	5		Mike DOBLE	Pickup Truck 2000cc	58.121	14	15	1.971	0.413	74.24
15	3		Julian ARNOLD	Pickup Truck 2000cc	59.624	15	15	3.474	1.503	72.37
16	43		Greg WOOD	Pickup Truck 2000cc	59.650	17	18	3.500	0.026	72.33
17	79		Mark JONES	Pickup Truck 2000cc	1:01.305	3	3	5.155	1.655	70.38
18	31		Stuart ANNIBLE	Pickup Truck 2000cc	1:01.655	12	15	5.505	0.350	69.98

Car 14 was seen - no time

Weather / Track : Cloudy / Wet

These results are provisional until the conclusion of any judicial and technical matters.

Brands Hatch Indy
 Circuit Length = 1.1986 miles
 Start: 11:00 End: 11:25

Clerk of Course :		Timekeeper :
-------------------	--	--------------

Pickup Truck Racing Championship

QUALIFYING - LAP ANALYSIS

2	Dave BRIGGA						Pickup Truck 2000cc					
1 -	1:07.708		+ 10.700	11:01:32.081	11 -	57.679		+ 0.671	11:17:25.647			
2 -	1:02.388		+ 5.380	11:02:34.469	12 -	58.059		+ 1.051	11:18:23.706			
3 -	59.096		+ 2.088	11:03:33.565	13 -	57.008			11:19:20.714			
4 -	5:13.141 P		+ 4:16.133	11:08:46.706	14 -	57.430		+ 0.422	11:20:18.144			
5 -	1:03.003		+ 5.995	11:09:49.709	15 -	1:00.250		+ 3.242	11:21:18.394			
6 -	58.098		+ 1.090	11:10:47.807	16 -	58.801		+ 1.793	11:22:17.195			
7 -	57.532		+ 0.524	11:11:45.339	17 -	57.464		+ 0.456	11:23:14.659			
8 -	2:39.197 P		+ 1:42.189	11:14:24.536	18 -	58.129		+ 1.121	11:24:12.788			
9 -	1:02.896		+ 5.888	11:15:27.432	19 -	57.895		+ 0.887	11:25:10.683			
10 -	1:00.536		+ 3.528	11:16:27.968								
3	Julian ARNOLD						Pickup Truck 2000cc					
1 -	1:09.917		+ 10.293	11:01:20.205	9 -	59.846		+ 0.222	11:14:00.795			
2 -	1:01.970		+ 2.346	11:02:22.175	10 -	5:55.361 P		+ 4:55.737	11:19:56.156			
3 -	1:00.919		+ 1.295	11:03:23.094	11 -	1:05.581		+ 5.957	11:21:01.737			
4 -	5:31.487 P		+ 4:31.863	11:08:54.581	12 -	1:00.140		+ 0.516	11:22:01.877			
5 -	1:04.875		+ 5.251	11:09:59.456	13 -	1:00.101		+ 0.477	11:23:01.978			
6 -	1:00.163		+ 0.539	11:10:59.619	14 -	1:00.980		+ 1.356	11:24:02.958			
7 -	1:00.434		+ 0.810	11:12:00.053	15 -	59.624			11:25:02.582			
8 -	1:00.896		+ 1.272	11:13:00.949								
4	Petr STEVENS						Pickup Truck 2000cc					
1 -	1:04.914		+ 8.359	11:01:32.037	12 -	57.048		+ 0.493	11:16:26.484			
2 -	59.974		+ 3.419	11:02:32.011	13 -	57.196		+ 0.641	11:17:23.680			
3 -	58.630		+ 2.075	11:03:30.641	14 -	56.889		+ 0.334	11:18:20.569			
4 -	5:13.902 P		+ 4:17.347	11:08:44.543	15 -	56.636		+ 0.081	11:19:17.205			
5 -	1:01.525		+ 4.970	11:09:46.068	16 -	57.779		+ 1.224	11:20:14.984			
6 -	57.010		+ 0.455	11:10:43.078	17 -	57.357		+ 0.802	11:21:12.341			
7 -	56.555			11:11:39.633	18 -	57.302		+ 0.747	11:22:09.643			
8 -	56.893		+ 0.338	11:12:36.526	19 -	57.601		+ 1.046	11:23:07.244			
9 -	57.278		+ 0.723	11:13:33.804	20 -	57.577		+ 1.022	11:24:04.821			
10 -	57.772		+ 1.217	11:14:31.576	21 -	57.579		+ 1.024	11:25:02.400			
11 -	57.860		+ 1.305	11:15:29.436								
5	Mike DOBLE						Pickup Truck 2000cc					
1 -	1:16.058		+ 17.937	11:01:29.508	9 -	58.858		+ 0.737	11:14:13.076			
2 -	1:04.913		+ 6.792	11:02:34.421	10 -	58.379		+ 0.258	11:15:11.455			
3 -	1:02.362		+ 4.241	11:03:36.783	11 -	2:07.910 P		+ 1:09.789	11:17:19.365			
4 -	5:35.245 P		+ 4:37.124	11:09:12.028	12 -	1:16.102		+ 17.981	11:18:35.467			
5 -	1:04.771		+ 6.650	11:10:16.799	13 -	58.436		+ 0.315	11:19:33.903			
6 -	59.773		+ 1.652	11:11:16.572	14 -	58.121			11:20:32.024			
7 -	58.919		+ 0.798	11:12:15.491	15 -	58.601		+ 0.480	11:21:30.625			
8 -	58.727		+ 0.606	11:13:14.218								
10	Chris DAWKINS						Pickup Truck 2000cc					
1 -	1:02.849		+ 6.322	11:01:10.572	10 -	56.954		+ 0.427	11:14:27.978			
2 -	57.575		+ 1.048	11:02:08.147	11 -	56.729		+ 0.202	11:15:24.707			
3 -	58.057		+ 1.530	11:03:06.204	12 -	56.621		+ 0.094	11:16:21.328			
4 -	5:36.699 P		+ 4:40.172	11:08:42.903	13 -	56.777		+ 0.250	11:17:18.105			
5 -	1:01.087		+ 4.560	11:09:43.990	14 -	56.831		+ 0.304	11:18:14.936			
6 -	56.957		+ 0.430	11:10:40.947	15 -	56.527			11:19:11.463			
7 -	56.819		+ 0.292	11:11:37.766	16 -	56.832		+ 0.305	11:20:08.295			
8 -	56.731		+ 0.204	11:12:34.497	17 -	57.369		+ 0.842	11:21:05.664			
9 -	56.527			11:13:31.024	18 -	57.741		+ 1.214	11:22:03.405			
15	Simon CARR						Pickup Truck 2000cc					
1 -	1:05.314		+ 8.402	11:01:46.568	8 -	1:09.384		+ 12.472	11:14:19.333			
2 -	58.183		+ 1.271	11:02:44.751	9 -	4:07.110 P		+ 3:10.198	11:18:26.443			
3 -	57.960		+ 1.048	11:03:42.711	10 -	2:54.011		+ 1:57.099	11:21:20.454			
4 -	6:25.362 P		+ 5:28.450	11:10:08.073	11 -	1:00.845		+ 3.933	11:22:21.299			
5 -	1:02.844		+ 5.932	11:11:10.917	12 -	56.912			11:23:18.211			
6 -	1:00.773		+ 3.861	11:12:11.690	13 -	57.271		+ 0.359	11:24:15.482			
7 -	58.259		+ 1.347	11:13:09.949	14 -	57.820		+ 0.908	11:25:13.302			

Car 14 was seen - no time

Weather / Track : Cloudy / Wet

Pickup Truck Racing Championship

QUALIFYING - LAP ANALYSIS

16	Steve DANCE		Pickup Truck 2000cc				
1 -	1:10.107	+ 13.206	11:01:49.286	10 -	58.373	+ 1.472	11:15:00.495
2 -	59.525	+ 2.624	11:02:48.811	11 -	57.629	+ 0.728	11:15:58.124
3 -	58.295	+ 1.394	11:03:47.106	12 -	57.146	+ 0.245	11:16:55.270
4 -	5:23.021 P	+ 4:26.120	11:09:10.127	13 -	1:02.569	+ 5.668	11:17:57.839
5 -	1:01.917	+ 5.016	11:10:12.044	14 -	57.068	+ 0.167	11:18:54.907
6 -	58.308	+ 1.407	11:11:10.352	15 -	56.907	+ 0.006	11:19:51.814
7 -	57.181	+ 0.280	11:12:07.533	16 -	57.255	+ 0.354	11:20:49.069
8 -	57.263	+ 0.362	11:13:04.796	17 -	57.161	+ 0.260	11:21:46.230
9 -	57.326	+ 0.425	11:14:02.122	18 -	56.901		11:22:43.131
21	Kelly-Jayne WELLS		Pickup Truck 2000cc				
1 -	1:12.798	+ 16.008	11:01:27.497	10 -	57.583	+ 0.793	11:14:59.240
2 -	1:02.094	+ 5.304	11:02:29.591	11 -	3:16.890 P	+ 2:20.100	11:18:16.130
3 -	1:01.657	+ 4.867	11:03:31.248	12 -	1:10.559	+ 13.769	11:19:26.689
4 -	5:31.904 P	+ 4:35.114	11:09:03.152	13 -	57.525	+ 0.735	11:20:24.214
5 -	1:04.382	+ 7.592	11:10:07.534	14 -	57.087	+ 0.297	11:21:21.301
6 -	58.032	+ 1.242	11:11:05.566	15 -	57.226	+ 0.436	11:22:18.527
7 -	58.475	+ 1.685	11:12:04.041	16 -	56.790		11:23:15.317
8 -	59.062	+ 2.272	11:13:03.103	17 -	57.823	+ 1.033	11:24:13.140
9 -	58.554	+ 1.764	11:14:01.657				
22	Nic GRINDROD		Pickup Truck 2000cc				
1 -	1:06.013	+ 9.863	11:01:24.375	11 -	59.666	+ 3.516	11:17:43.703
2 -	57.392	+ 1.242	11:02:21.767	12 -	56.418	+ 0.268	11:18:40.121
3 -	57.298	+ 1.148	11:03:19.065	13 -	56.150		11:19:36.271
4 -	5:49.646 P	+ 4:53.496	11:09:08.711	14 -	56.463	+ 0.313	11:20:32.734
5 -	1:00.252	+ 4.102	11:10:08.963	15 -	56.365	+ 0.215	11:21:29.099
6 -	57.216	+ 1.066	11:11:06.179	16 -	56.250	+ 0.100	11:22:25.349
7 -	56.678	+ 0.528	11:12:02.857	17 -	56.223	+ 0.073	11:23:21.572
8 -	56.636	+ 0.486	11:12:59.493	18 -	56.801	+ 0.651	11:24:18.373
9 -	56.697	+ 0.547	11:13:56.190	19 -	1:00.293	+ 4.143	11:25:18.666
10 -	2:47.847 P	+ 1:51.697	11:16:44.037				
26	Paul SAUNDERS		Pickup Truck 2000cc				
1 -	1:09.073	+ 12.097	11:01:40.706	11 -	58.029	+ 1.053	11:15:38.997
2 -	59.899	+ 2.923	11:02:40.605	12 -	58.243	+ 1.267	11:16:37.240
3 -	59.302	+ 2.326	11:03:39.907	13 -	57.248	+ 0.272	11:17:34.488
4 -	5:09.373 P	+ 4:12.397	11:08:49.280	14 -	57.271	+ 0.295	11:18:31.759
5 -	1:01.132	+ 4.156	11:09:50.412	15 -	57.061	+ 0.085	11:19:28.820
6 -	58.400	+ 1.424	11:10:48.812	16 -	57.241	+ 0.265	11:20:26.061
7 -	58.567	+ 1.591	11:11:47.379	17 -	56.976		11:21:23.037
8 -	57.714	+ 0.738	11:12:45.093	18 -	57.060	+ 0.084	11:22:20.097
9 -	57.930	+ 0.954	11:13:43.023	19 -	57.036	+ 0.060	11:23:17.133
10 -	57.945	+ 0.969	11:14:40.968				
31	Stuart ANNIBLE		Pickup Truck 2000cc				
1 -	1:14.304	+ 12.649	11:01:51.533	9 -	1:03.650	+ 1.995	11:18:51.377
2 -	1:06.862	+ 5.207	11:02:58.395	10 -	1:03.477	+ 1.822	11:19:54.854
3 -	9:20.290 P	+ 8:18.635	11:12:18.685	11 -	1:02.994	+ 1.339	11:20:57.848
4 -	1:12.565	+ 10.910	11:13:31.250	12 -	1:01.655		11:21:59.503
5 -	1:07.690	+ 6.035	11:14:38.940	13 -	1:11.339	+ 9.684	11:23:10.842
6 -	1:03.578	+ 1.923	11:15:42.518	14 -	1:02.942	+ 1.287	11:24:13.784
7 -	1:02.998	+ 1.343	11:16:45.516	15 -	1:05.324	+ 3.669	11:25:19.108
8 -	1:02.211	+ 0.556	11:17:47.727				
43	Greg WOOD		Pickup Truck 2000cc				
1 -	1:12.421	+ 12.771	11:01:42.080	10 -	1:00.275	+ 0.625	11:17:01.726
2 -	6:58.988 P	+ 5:59.338	11:08:41.068	11 -	59.864	+ 0.214	11:18:01.590
3 -	1:10.543	+ 10.893	11:09:51.611	12 -	1:00.444	+ 0.794	11:19:02.034
4 -	1:02.554	+ 2.904	11:10:54.165	13 -	1:01.351	+ 1.701	11:20:03.385
5 -	1:01.039	+ 1.389	11:11:55.204	14 -	1:00.543	+ 0.893	11:21:03.928
6 -	1:01.101	+ 1.451	11:12:56.305	15 -	1:00.769	+ 1.119	11:22:04.697
7 -	1:02.026	+ 2.376	11:13:58.331	16 -	1:00.446	+ 0.796	11:23:05.143

Car 14 was seen - no time

Weather / Track : Cloudy / Wet

Pickup Truck Racing Championship

QUALIFYING - LAP ANALYSIS


8 -	1:01.010	+ 1.360	11:14:59.341	17 -	59.650		11:24:04.793
9 -	1:02.110	+ 2.460	11:16:01.451	18 -	59.661	+ 0.011	11:25:04.454
54	Gavin SEAGER		Pickup Truck 2000cc				
1 -	1:08.017	+ 11.725	11:01:24.030	12 -	56.879	+ 0.587	11:16:25.635
2 -	57.386	+ 1.094	11:02:21.416	13 -	56.651	+ 0.359	11:17:22.286
3 -	57.355	+ 1.063	11:03:18.771	14 -	56.645	+ 0.353	11:18:18.931
4 -	5:29.142 P	+ 4:32.850	11:08:47.913	15 -	56.689	+ 0.397	11:19:15.620
5 -	1:00.094	+ 3.802	11:09:48.007	16 -	56.787	+ 0.495	11:20:12.407
6 -	56.880	+ 0.588	11:10:44.887	17 -	58.455	+ 2.163	11:21:10.862
7 -	56.710	+ 0.418	11:11:41.597	18 -	56.955	+ 0.663	11:22:07.817
8 -	56.734	+ 0.442	11:12:38.331	19 -	57.005	+ 0.713	11:23:04.822
9 -	56.292		11:13:34.623	20 -	57.416	+ 1.124	11:24:02.238
10 -	57.317	+ 1.025	11:14:31.940	21 -	57.231	+ 0.939	11:24:59.469
11 -	56.816	+ 0.524	11:15:28.756				
63	Phil WHITE		Pickup Truck 2000cc				
1 -	1:04.372	+ 7.527	11:01:38.899	8 -	57.179	+ 0.334	11:12:57.885
2 -	58.753	+ 1.908	11:02:37.652	9 -	57.443	+ 0.598	11:13:55.328
3 -	59.394	+ 2.549	11:03:37.046	10 -	57.259	+ 0.414	11:14:52.587
4 -	5:27.980 P	+ 4:31.135	11:09:05.026	11 -	56.845		11:15:49.432
5 -	1:00.579	+ 3.734	11:10:05.605	12 -	3:06.285 P	+ 2:09.440	11:18:55.717
6 -	57.950	+ 1.105	11:11:03.555	13 -	1:08.213	+ 11.368	11:20:03.930
7 -	57.151	+ 0.306	11:12:00.706				
69	Lee ROGERS		Pickup Truck 2000cc				
1 -	1:18.926	+ 21.593	11:01:31.057	10 -	57.867	+ 0.534	11:15:01.720
2 -	1:05.899	+ 8.566	11:02:36.956	11 -	58.757	+ 1.424	11:16:00.477
3 -	1:03.710	+ 6.377	11:03:40.666	12 -	57.333		11:16:57.810
4 -	5:20.190 P	+ 4:22.857	11:09:00.856	13 -	58.224	+ 0.891	11:17:56.034
5 -	1:04.698	+ 7.365	11:10:05.554	14 -	57.496	+ 0.163	11:18:53.530
6 -	59.749	+ 2.416	11:11:05.303	15 -	58.021	+ 0.688	11:19:51.551
7 -	1:01.230	+ 3.897	11:12:06.533	16 -	3:10.855 P	+ 2:13.522	11:23:02.406
8 -	59.060	+ 1.727	11:13:05.593	17 -	1:09.879	+ 12.546	11:24:12.285
9 -	58.260	+ 0.927	11:14:03.853	18 -	59.198	+ 1.865	11:25:11.483
79	Mark JONES		Pickup Truck 2000cc				
1 -	1:06.370	+ 5.065	11:01:39.518	3 -	1:01.305		11:03:45.026
2 -	1:04.203	+ 2.898	11:02:43.721				
93	Michael SMITH		Pickup Truck 2000cc				
1 -	1:06.979	+ 10.247	11:01:27.449	12 -	57.206	+ 0.474	11:16:53.585
2 -	59.408	+ 2.676	11:02:26.857	13 -	57.081	+ 0.349	11:17:50.666
3 -	58.495	+ 1.763	11:03:25.352	14 -	57.505	+ 0.773	11:18:48.171
4 -	5:40.796 P	+ 4:44.064	11:09:06.148	15 -	57.028	+ 0.296	11:19:45.199
5 -	1:01.976	+ 5.244	11:10:08.124	16 -	56.838	+ 0.106	11:20:42.037
6 -	58.814	+ 2.082	11:11:06.938	17 -	56.790	+ 0.058	11:21:38.827
7 -	58.496	+ 1.764	11:12:05.434	18 -	56.962	+ 0.230	11:22:35.789
8 -	57.805	+ 1.073	11:13:03.239	19 -	56.732		11:23:32.521
9 -	57.840	+ 1.108	11:14:01.079	20 -	57.430	+ 0.698	11:24:29.951
10 -	57.712	+ 0.980	11:14:58.791	21 -	57.991	+ 1.259	11:25:27.942
11 -	57.588	+ 0.856	11:15:56.379				
98	Anthony HAWKINS		Pickup Truck 2000cc				
1 -	1:09.003	+ 11.295	11:01:34.767	11 -	58.774	+ 1.066	11:16:12.661
2 -	1:02.511	+ 4.803	11:02:37.278	12 -	59.453	+ 1.745	11:17:12.114
3 -	1:02.444	+ 4.736	11:03:39.722	13 -	58.355	+ 0.647	11:18:10.469
4 -	5:34.422 P	+ 4:36.714	11:09:14.144	14 -	57.992	+ 0.284	11:19:08.461
5 -	1:04.643	+ 6.935	11:10:18.787	15 -	57.997	+ 0.289	11:20:06.458
6 -	59.716	+ 2.008	11:11:18.503	16 -	58.573	+ 0.865	11:21:05.031
7 -	59.046	+ 1.338	11:12:17.549	17 -	57.877	+ 0.169	11:22:02.908
8 -	58.762	+ 1.054	11:13:16.311	18 -	59.206	+ 1.498	11:23:02.114
9 -	59.015	+ 1.307	11:14:15.326	19 -	58.606	+ 0.898	11:24:00.720
10 -	58.561	+ 0.853	11:15:13.887	20 -	57.708		11:24:58.428

Car 14 was seen - no time

Weather / Track : Cloudy / Wet

Pickup Truck Racing Championship

RACE 10 - GRID

ROW 10	54.632 7 Tony MUMFORD	53.754 79 Mark JONES
ROW 9	58.180 31 Stuart ANNIBLE	53.271 14 Damien CARR
ROW 8	54.998 3 Julian ARNOLD	53.804 43 Greg WOOD
ROW 7	54.073 5 Mike DOBLE	53.184 98 Anthony HAWKINS
ROW 6	54.031 21 Kelly-Jayne WELLS	54.039 69 Lee ROGERS
ROW 5	53.828 10 Chris DAWKINS	53.101 54 Gavin SEAGER
ROW 4	52.876 22 Nic GRINDROD	53.123 4 Pete STEVENS
ROW 3	53.214 16 Steve DANCE	53.360 63 Phil WHITE
ROW 2	53.822 26 Paul SAUNDERS	53.669 2 Dave BRIGGS
ROW 1	53.100 15 Simon CARR	53.482 93 Michael SMITH
Pole		
		

Brands Hatch Indy
Circuit Length = 1.1986 miles

These results are provisional until the conclusion of any judicial and technical matters.

Clerk of Course :

Timekeeper :

Pickup Truck Racing Championship

RACE 10 - CLASSIFICATION

POS	NO	CL	NAME	ENTRY	LAPS	TIME	GAP	DIFF	MPH	BEST	ON
1	93		Michael SMITH	Pickup Truck 2000cc	18	16:11.302			79.96	53.482	7
2	16		Steve DANCE	Pickup Truck 2000cc	18	16:11.432	0.130	0.130	79.95	53.214	8
3	63		Phil WHITE	Pickup Truck 2000cc	18	16:12.146	0.844	0.714	79.89	53.360	8
4	54		Gavin SEAGER	Pickup Truck 2000cc	18	16:12.704	1.402	0.558	79.85	53.101	14
5	4		Pete STEVENS	Pickup Truck 2000cc	18	16:12.826	1.524	0.122	79.84	53.123	8
6	15		Simon CARR	Pickup Truck 2000cc	18	16:13.444	2.142	0.618	79.78	53.100	15
7	22		Nic GRINDROD	Pickup Truck 2000cc	18	16:13.489	2.187	0.045	79.78	52.876	5
8	98		Anthony HAWKINS	Pickup Truck 2000cc	18	16:16.912	5.610	3.423	79.50	53.184	5
9	2		Dave BRIGGS	Pickup Truck 2000cc	18	16:25.937	14.635	9.025	78.77	53.669	3
10	14		Damien CARR	Pickup Truck 2000cc	18	16:28.192	16.890	2.255	78.59	53.271	16
11	69		Lee ROGERS	Pickup Truck 2000cc	18	16:28.265	16.963	0.073	78.59	54.039	7
12	43		Greg WOOD	Pickup Truck 2000cc	18	16:28.449	17.147	0.184	78.57	53.804	10
13	10		Chris DAWKINS	Pickup Truck 2000cc	18	16:29.227	17.925	0.778	78.51	53.828	9
14	79		Mark JONES	Pickup Truck 2000cc	18	16:30.297	18.995	1.070	78.43	53.754	9
15	5		Mike DOBLE	Pickup Truck 2000cc	18	16:31.162	19.860	0.865	78.36	54.073	9
16	21		Kelly-Jayne WELLS	Pickup Truck 2000cc	18	16:35.915	24.613	4.753	77.98	54.031	11
17	3		Julian ARNOLD	Pickup Truck 2000cc	18	16:56.996	45.694	21.081	76.37	54.998	3
18	7		Tony MUMFORD	Pickup Truck 2000cc	18	16:57.107	45.805	0.111	76.36	54.632	16
19	26		Paul SAUNDERS	Pickup Truck 2000cc	17	16:20.154	1 lap	1 lap	74.84	53.822	10

NOT CLASSIFIED

DNF	31		Stuart ANNIBLE	Pickup Truck 2000cc	13	13:01.298	5 laps	4 laps	71.79	58.180	5
-----	----	--	----------------	---------------------	----	-----------	--------	--------	-------	--------	---

FASTEST LAP

	22		Nic GRINDROD	Pickup Truck 2000cc	5	52.876		81.60 mph		131.33 kph	
--	----	--	--------------	---------------------	---	--------	--	-----------	--	------------	--

Weather / Track : Sunny / Dry

These results are provisional until the conclusion of any judicial and technical matters.

Brands Hatch Indy
Circuit Length = 1.1986 miles
Start: 11:52 End: 12:09

Clerk of Course :		Timekeeper :	
-------------------	--	--------------	--

Pickup Truck Racing Championship

RACE 10 - LAP CHART

Lap 1			Lap 2			Lap 3			Lap 4			Lap 5		
No	Behind	Laptime	No	Behind	Laptime	No	Behind	Laptime	No	Behind	Laptime	No	Behind	Laptime
15		56.424	15		54.183	15		54.028	15		53.729	15		53.532
93	0.326	56.750	93	0.241	54.098	93	0.216	54.003	93	0.239	53.752	93	0.264	53.557
26	0.599	57.023	26	0.495	54.079	26	0.397	53.930	63	0.688	53.869	63	0.603	53.447
63	1.182	57.606	63	0.817	53.818	63	0.548	53.759	54	1.085	53.868	54	1.037	53.484
16	1.687	58.111	16	1.079	53.575	54	0.946	53.676	16	1.481	53.825	16	1.167	53.218
2	2.007	58.431	54	1.298	53.307	16	1.385	54.334	22	2.372	54.260	22	1.716	52.876
22	2.158	58.582	22	2.057	54.082	22	1.841	53.812	2	3.472	55.218	4	3.762	53.339
54	2.174	58.598	2	2.342	54.518	2	1.983	53.669	4	3.955	55.499	2	3.765	53.825
4	2.294	58.718	4	2.740	54.629	4	2.185	53.473	21	4.152	54.443	21	4.962	54.342
10	2.754	59.178	21	3.389	54.634	21	3.438	54.077	98	5.922	55.278	98	5.574	53.184
21	2.938	59.362	10	3.484	54.913	10	3.682	54.226	69	6.106	54.776	69	6.771	54.197
69	3.280	59.704	98	3.941	54.549	98	4.373	54.460	43	7.343	55.536	43	9.074	55.263
98	3.575	59.999	69	3.963	54.866	69	5.059	55.124	79	7.668	55.748	14	9.871	55.621
43	4.102	1:00.526	43	4.826	54.907	43	5.536	54.738	14	7.782	54.760	5	10.192	54.922
79	4.536	1:00.960	79	4.948	54.595	79	5.649	54.729	5	8.802	55.898	79	11.029	56.893
5	4.676	1:01.100	5	6.048	55.555	5	6.633	54.613	3	9.594	55.552	10	11.166	54.756
14	5.392	1:01.816	14	6.192	54.983	14	6.751	54.587	10	9.942	59.989	3	11.510	55.448
3	5.788	1:02.212	3	6.801	55.196	3	7.771	54.998	26	17.465	1:10.797	7	23.063	56.316
31	7.320	1:03.744	7	12.446	59.166	7	15.990	57.572	7	20.279	58.018	31	28.903	58.180
7	7.463	1:03.887	31	12.489	59.352	31	19.535	1:01.074	31	24.255	58.449			

Pickup Truck Racing Championship

RACE 10 - LAP CHART

Lap 6			Lap 7			Lap 8			Lap 9			Lap 10		
No	Behind	Laptime	No	Behind	Laptime	No	Behind	Laptime	No	Behind	Laptime	No	Behind	Laptime
93		54.014	93		53.482	93		53.484	93		53.815	93		53.818
26	1 LAP	1:30.572	15	0.422	53.397	15	0.156	53.218	15	0.253	53.912	15	0.117	53.682
15	0.507	54.785	63	0.743	53.479	63	0.619	53.360	63	0.525	53.721	63	0.407	53.700
63	0.746	54.421	16	1.331	53.580	16	1.061	53.214	16	0.697	53.451	16	0.674	53.795
54	1.070	54.311	54	1.666	54.078	54	1.343	53.161	54	1.142	53.614	54	0.937	53.613
16	1.233	54.344	22	2.063	53.884	22	1.698	53.119	22	1.508	53.625	22	1.300	53.610
22	1.661	54.223	4	2.607	53.207	4	2.246	53.123	4	1.780	53.349	4	1.685	53.723
4	2.882	53.398	2	3.994	53.963	2	4.913	54.403	26	1 LAP	54.405	26	1 LAP	53.981
2	3.513	54.026	26	1 LAP	57.490	26	1 LAP	54.345	2	6.098	55.000	2	6.740	54.460
21	5.326	54.642	21	6.005	54.161	98	7.146	54.556	98	6.557	53.226	98	6.939	54.200
98	5.366	54.070	98	6.074	54.190	21	7.162	54.641	21	8.197	54.850	21	8.728	54.349
69	6.617	54.124	69	7.174	54.039	69	8.110	54.420	69	8.427	54.132	69	9.215	54.606
43	9.016	54.220	43	9.838	54.304	43	10.709	54.355	43	10.794	53.900	43	10.780	53.804
14	9.250	53.657	14	10.041	54.273	14	10.974	54.417	14	11.017	53.858	14	10.999	53.800
5	10.128	54.214	5	11.133	54.487	10	11.725	53.950	10	11.738	53.828	10	11.849	53.929
10	10.836	53.948	10	11.259	53.905	5	12.404	54.755	5	12.662	54.073	5	13.044	54.200
79	12.524	55.773	79	13.269	54.227	79	13.703	53.918	79	13.642	53.754	79	13.979	54.155
3	12.709	55.477	3	14.734	55.507	3	25.845	1:04.595	3	27.180	55.150	3	28.386	55.024
7	25.260	56.475	7	28.220	56.442	7	31.555	56.819	7	33.538	55.798	7	35.132	55.412
31	32.962	58.337	31	38.754	59.274	31	43.625	58.355	31	48.081	58.271			

Pickup Truck Racing Championship

RACE 10 - LAP CHART


Lap 11			Lap 12			Lap 13			Lap 14			Lap 15		
No	Behind	Laptime	No	Behind	Laptime	No	Behind	Laptime	No	Behind	Laptime	No	Behind	Laptime
93		53.682	93		53.640	93		53.663	93		53.516	93		54.084
31	1 LAP	59.841	63	0.391	53.508	63	0.252	53.524	63	0.223	53.487	63	0.228	54.089
63	0.523	53.798	16	0.720	53.639	16	0.475	53.418	16	0.491	53.532	16	0.432	54.025
15	0.608	54.173	15	1.318	54.350	54	1.429	53.541	54	1.014	53.101	54	0.825	53.895
16	0.721	53.729	54	1.551	53.807	22	1.900	53.739	22	1.536	53.152	22	1.230	53.778
22	1.280	53.662	22	1.824	54.184	4	2.161	53.824	4	2.231	53.586	4	1.324	53.177
54	1.384	54.129	4	2.000	53.870	15	2.508	54.853	15	2.783	53.791	15	1.799	53.100
4	1.770	53.767	26	1 LAP	54.314	98	7.069	53.619	98	6.952	53.399	98	6.231	53.363
26	1 LAP	53.822	98	7.113	53.371	26	1 LAP	54.446	26	1 LAP	53.868	26	1 LAP	54.150
98	7.382	54.125	2	7.976	54.193	2	8.554	54.241	2	9.511	54.473	2	10.022	54.595
2	7.423	54.365	21	9.686	54.249	21	10.880	54.857	21	11.398	54.034	21	11.580	54.266
21	9.077	54.031	69	10.281	54.135	69	11.247	54.629	14	11.982	53.462	14	12.511	54.613
69	9.786	54.253	31	1 LAP	1:04.054	14	12.036	53.467	69	12.137	54.406	69	13.212	55.159
43	11.425	54.327	14	12.232	54.424	43	14.925	55.121	43	16.041	54.632	43	16.218	54.261
14	11.448	54.131	43	13.467	55.682	10	15.237	55.274	10	16.655	54.934	10	16.617	54.046
10	12.124	53.957	10	13.626	55.142	5	15.642	54.844	5	16.668	54.542	5	17.158	54.574
5	13.766	54.404	5	14.461	54.335	79	16.425	54.454	79	16.826	53.917	79	17.500	54.758
79	15.171	54.874	79	15.634	54.103	31	1 LAP	1:03.072	31	1 LAP	59.295	3	40.342	55.742
3	32.856	58.152	3	35.056	55.840	3	36.684	55.291	3	38.684	55.516	7	42.472	55.142
7	36.473	55.023	7	38.432	55.599	7	39.866	55.097	7	41.414	55.064			

Pickup Truck Racing Championship
RACE 10 - LAP CHART

Lap 16			Lap 17			Lap 18		
No	Behind	Laptime	No	Behind	Laptime	No	Behind	Laptime
93		54.017	93		54.050	93		53.877
16	0.485	54.070	16	0.399	53.964	16	0.130	53.608
63	0.703	54.492	63	0.504	53.851	63	0.844	54.217
54	1.015	54.207	54	0.772	53.807	54	1.402	54.507
4	1.483	54.176	4	1.107	53.674	4	1.524	54.294
22	2.061	54.848	22	1.729	53.718	15	2.142	54.167
15	2.163	54.381	15	1.852	53.739	22	2.187	54.335
98	5.804	53.590	98	5.298	53.544	98	5.610	54.189
26	1 LAP	54.232	26	1 LAP	54.280	26	1 LAP	54.420
2	10.524	54.519	2	11.404	54.930	2	14.635	57.108
21	11.722	54.159	21	12.010	54.338	14	16.890	58.579
14	11.765	53.271	14	12.188	54.473	69	16.963	55.590
69	14.017	54.822	69	15.250	55.283	43	17.147	54.324
43	16.196	53.995	43	16.700	54.554	10	17.925	54.694
10	16.578	53.978	10	17.108	54.580	79	18.995	54.484
5	17.818	54.677	79	18.388	54.211	5	19.860	55.228
79	18.227	54.744	5	18.509	54.741	21	24.613	1:06.480
3	42.503	56.178	7	44.007	54.970	3	45.694	55.501
7	43.087	54.632	3	44.070	55.617	7	45.805	55.675

Pickup Truck Racing Championship

RACE 14 - GRID

ROW 10	2 Dave BRIGGS	5 Mike DOBLE
ROW 9	7 Tony MUMFORD	79 Mark JONES
ROW 8	31 Stuart ANNIBLE	14 Damien CARR
ROW 7	3 Julian ARNOLD	43 Greg WOOD
ROW 6	69 Lee ROGERS	98 Anthony HAWKINS
ROW 5	10 Chris DAWKINS	22 Nic GRINDROD
ROW 4	54 Gavin SEAGER	4 Pete STEVENS
ROW 3	21 Kelly-Jayne WELLS	93 Michael SMITH
ROW 2	16 Steve DANCE	63 Phil WHITE
ROW 1	26 Paul SAUNDERS	15 Simon CARR
Pole		
		

Brands Hatch Indy
Circuit Length = 1.1986 miles

These results are provisional until the conclusion of any judicial and technical matters.

Clerk of Course :

Timekeeper :

Pickup Truck Racing Championship

RACE 14 - CLASSIFICATION

POS	NO	CL	NAME	ENTRY	LAPS	TIME	GAP	DIFF	MPH	BEST	ON
1	15		Simon CARR	Pickup Truck 2000cc	18	16:08.869			80.16	53.483	2
2	16		Steve DANCE	Pickup Truck 2000cc	18	16:09.224	0.355	0.355	80.13	53.382	13
3	54		Gavin SEAGER	Pickup Truck 2000cc	18	16:14.014	5.145	4.790	79.74	53.147	4
4	63		Phil WHITE	Pickup Truck 2000cc	18	16:15.465	6.596	1.451	79.62	53.584	14
5	21		Kelly-Jayne WELLS	Pickup Truck 2000cc	18	16:15.846	6.977	0.381	79.59	53.443	13
6	22		Nic GRINDROD	Pickup Truck 2000cc	18	16:16.577	7.708	0.731	79.53	53.552	3
7	26		Paul SAUNDERS	Pickup Truck 2000cc	18	16:16.655	7.786	0.078	79.52	53.598	7
8	4		Pete STEVENS	Pickup Truck 2000cc	18	16:16.883	8.014	0.228	79.50	53.035	13
9	93		Michael SMITH	Pickup Truck 2000cc	18	16:17.361	8.492	0.478	79.47	53.332	13
10	98		Anthony HAWKINS	Pickup Truck 2000cc	18	16:17.492	8.623	0.131	79.45	53.191	5
11	79		Mark JONES	Pickup Truck 2000cc	18	16:17.863	8.994	0.371	79.42	53.297	3
12	10		Chris DAWKINS	Pickup Truck 2000cc	18	16:18.841	9.972	0.978	79.34	53.742	9
13	43		Greg WOOD	Pickup Truck 2000cc	18	16:21.290	12.421	2.449	79.15	53.725	7
14	69		Lee ROGERS	Pickup Truck 2000cc	18	16:23.189	14.320	1.899	78.99	53.890	9
15	2		Dave BRIGGS	Pickup Truck 2000cc	18	16:23.475	14.606	0.286	78.97	53.792	6
16	5		Mike DOBLE	Pickup Truck 2000cc	18	16:24.311	15.442	0.836	78.90	53.982	10
17	3		Julian ARNOLD	Pickup Truck 2000cc	18	16:38.171	29.302	13.860	77.81	54.682	7
18	31		Stuart ANNIBLE	Pickup Truck 2000cc	16	16:12.112	2 laps	2 laps	71.02	57.607	10
19	14		Damien CARR	Pickup Truck 2000cc	15	16:18.205	3 laps	1 lap	66.16	53.314	4

NOT CLASSIFIED

DNF	7		Tony MUMFORD	Pickup Truck 2000cc	15	13:52.455	3 laps		77.75	54.615	7
-----	---	--	--------------	---------------------	----	-----------	--------	--	-------	--------	---

FASTEST LAP

	4		Pete STEVENS	Pickup Truck 2000cc	13	53.035		81.36 mph		130.93 kph	
--	---	--	--------------	---------------------	----	--------	--	-----------	--	------------	--

Weather / Track : Cloudy / Dry

These results are provisional until the conclusion of any judicial and technical matters.

Brands Hatch Indy
Circuit Length = 1.1986 miles
Start: 15:09 End: 15:26

Clerk of Course :		Timekeeper :	
-------------------	--	--------------	--

Pickup Truck Racing Championship

RACE 14 - LAP CHART

Lap 1			Lap 2			Lap 3			Lap 4			Lap 5		
No	Behind	Laptime	No	Behind	Laptime	No	Behind	Laptime	No	Behind	Laptime	No	Behind	Laptime
15		54.828	15		53.483	15		53.968	15		53.648	15		53.788
26	0.604	55.432	63	1.077	53.812	63	0.959	53.850	63	1.330	54.019	63	1.203	53.661
63	0.748	55.576	26	1.395	54.274	26	1.336	53.909	26	1.435	53.747	16	1.796	53.799
16	1.154	55.982	16	1.587	53.916	16	1.552	53.933	16	1.785	53.881	26	2.067	54.420
93	2.052	56.880	93	2.082	53.513	93	1.825	53.711	93	2.195	54.018	21	2.484	53.809
21	2.296	57.124	21	2.643	53.830	21	2.182	53.507	21	2.463	53.929	93	2.488	54.081
4	2.431	57.259	4	2.776	53.828	4	2.307	53.499	4	2.579	53.920	4	2.582	53.791
22	2.876	57.704	22	3.258	53.865	22	2.842	53.552	22	2.863	53.669	54	2.753	53.601
10	3.089	57.917	10	3.715	54.109	54	3.441	53.490	54	2.940	53.147	22	3.325	54.250
54	3.700	58.528	54	3.919	53.702	10	3.504	53.757	14	3.398	53.314	14	3.375	53.765
98	4.020	58.848	14	4.167	53.567	14	3.732	53.533	98	4.493	53.771	98	3.896	53.191
14	4.083	58.911	98	4.644	54.107	98	4.370	53.694	10	4.603	54.747	10	4.616	53.801
43	4.307	59.135	43	5.499	54.675	43	5.719	54.188	43	5.997	53.926	79	6.430	54.200
69	4.644	59.472	69	6.425	55.264	79	5.848	53.297	79	6.018	53.818	43	6.983	54.774
79	4.784	59.612	79	6.519	55.218	69	6.806	54.349	69	7.514	54.356	2	7.845	54.061
3	5.213	1:00.041	2	6.937	55.005	2	7.138	54.169	2	7.572	54.082	69	8.136	54.410
2	5.415	1:00.243	5	7.233	55.266	5	7.406	54.141	5	7.833	54.075	5	8.410	54.365
5	5.450	1:00.278	3	8.033	56.303	3	8.906	54.841	3	10.303	55.045	3	11.309	54.794
7	5.867	1:00.695	7	8.134	55.750	7	9.029	54.863	7	10.416	55.035	7	11.374	54.746
31	25.648	1:20.476	31	32.621	1:00.456	31	38.334	59.681	31	43.124	58.438	31	47.888	58.552

Pickup Truck Racing Championship

RACE 14 - LAP CHART

Lap 6			Lap 7			Lap 8			Lap 9			Lap 10		
No	Behind	Laptime	No	Behind	Laptime	No	Behind	Laptime	No	Behind	Laptime	No	Behind	Laptime
15		53.646	15		53.584	15		53.974	15		53.709	15		53.552
63	1.507	53.950	63	1.900	53.977	63	1.592	53.666	16	1.957	53.635	16	2.047	53.642
16	1.834	53.684	16	2.033	53.783	16	2.031	53.972	63	2.868	54.985	26	4.127	54.245
26	2.407	53.986	31	1 LAP	1:01.447	26	2.895	54.448	54	3.182	53.554	63	4.538	55.222
21	2.645	53.807	26	2.421	53.598	54	3.337	54.357	26	3.434	54.248	21	4.891	54.669
4	2.791	53.855	21	2.886	53.825	21	3.359	54.447	21	3.774	54.124	4	5.037	54.674
54	3.004	53.897	54	2.954	53.534	4	3.541	54.240	4	3.915	54.083	54	5.073	55.443
93	3.464	54.622	4	3.275	54.068	22	3.892	53.902	93	4.360	54.035	22	5.394	54.566
22	3.770	54.091	93	3.655	53.775	93	4.034	54.353	22	4.380	54.197	93	5.495	54.687
14	3.943	54.214	22	3.964	53.778	14	4.232	53.610	14	4.544	54.021	98	6.341	55.125
98	4.302	54.052	14	4.596	54.237	98	4.437	53.490	98	4.768	54.040	10	6.456	54.556
10	4.865	53.895	98	4.921	54.203	10	5.419	53.808	10	5.452	53.742	79	6.671	53.782
79	6.618	53.834	10	5.585	54.304	79	6.133	53.538	79	6.441	54.017	43	8.475	54.191
43	7.302	53.965	79	6.569	53.535	43	7.555	54.086	43	7.836	53.990	2	10.152	54.291
2	7.991	53.792	43	7.443	53.725	2	9.185	54.313	2	9.413	53.937	69	10.418	54.082
69	8.464	53.974	2	8.846	54.439	69	9.707	54.501	69	9.888	53.890	5	10.845	53.982
5	8.904	54.140	69	9.180	54.300	5	9.903	54.521	5	10.415	54.221	3	17.616	55.184
3	12.499	54.836	5	9.356	54.036	31	1 LAP	1:05.104	3	15.984	55.044	7	18.019	55.362
7	12.702	54.974	3	13.597	54.682	7	14.607	54.848	7	16.209	55.311	31	1 LAP	58.470
			7	13.733	54.615	3	14.649	55.026	31	1 LAP	59.005			

Pickup Truck Racing Championship

RACE 14 - LAP CHART

Lap 11			Lap 12			Lap 13			Lap 14			Lap 15		
No	Behind	Laptime	No	Behind	Laptime	No	Behind	Laptime	No	Behind	Laptime	No	Behind	Laptime
15		54.116	15		53.761	15		53.641	15		53.569	15		53.838
16	1.740	53.809	16	1.556	53.577	16	1.297	53.382	16	1.227	53.499	14	3 LAPS	1:50.689
26	3.761	53.750	26	3.598	53.598	26	3.785	53.828	26	3.869	53.653	16	0.913	53.524
63	4.104	53.682	63	3.993	53.650	63	4.020	53.668	63	4.035	53.584	63	4.168	53.971
54	4.686	53.729	54	4.263	53.338	54	4.220	53.598	54	4.394	53.743	54	4.558	54.002
21	4.753	53.978	21	4.755	53.763	21	4.557	53.443	21	4.727	53.739	21	5.027	54.138
22	5.185	53.907	22	5.081	53.657	22	4.999	53.559	22	5.193	53.763	22	5.533	54.178
93	6.054	54.675	4	5.740	53.177	4	5.134	53.035	4	5.312	53.747	26	5.641	55.610
4	6.324	55.403	93	6.372	54.079	93	6.063	53.332	93	5.882	53.388	4	5.865	54.391
98	6.390	54.165	98	6.604	53.975	98	6.393	53.430	98	6.376	53.552	93	6.070	54.026
10	7.044	54.704	10	7.111	53.828	10	7.485	54.015	10	8.228	54.312	98	6.305	53.767
79	7.088	54.533	79	7.501	54.174	79	7.555	53.695	79	8.299	54.313	79	8.681	54.220
43	8.829	54.470	43	9.577	54.509	43	10.029	54.093	43	10.289	53.829	10	8.740	54.350
2	10.247	54.211	69	10.810	53.949	69	12.017	54.848	69	12.711	54.263	43	10.366	53.915
69	10.622	54.320	2	11.193	54.707	2	12.161	54.609	2	13.267	54.675	69	13.166	54.293
5	11.108	54.379	5	11.817	54.470	5	12.668	54.492	5	13.653	54.554	2	13.488	54.059
3	18.524	55.024	3	20.252	55.489	3	21.771	55.160	3	23.168	54.966	5	13.839	54.024
7	19.235	55.332	7	20.807	55.333	7	22.090	54.924	7	23.703	55.182	3	24.291	54.961
31	1 LAP	57.607	31	1 LAP	58.210	31	1 LAP	58.329	31	1 LAP	58.384	7	25.350	55.485
14	1 LAP	2:31.972	14	1 LAP	56.016							31	1 LAP	58.242

Pickup Truck Racing Championship

RACE 14 - LAP CHART

Lap 16			Lap 17			Lap 18		
No	Behind	Laptime	No	Behind	Laptime	No	Behind	Laptime
15		53.691	15		53.623	15		54.450
16	0.767	53.545	16	1.047	53.903	16	0.355	53.758
54	4.994	54.127	54	5.232	53.861	31	2 LAPS	1:01.515
21	5.542	54.206	63	6.595	54.361	54	5.145	54.363
63	5.857	55.380	22	7.122	54.391	63	6.596	54.451
22	6.354	54.512	21	7.263	55.344	21	6.977	54.164
26	6.404	54.454	26	7.466	54.685	22	7.708	55.036
4	6.659	54.485	4	7.721	54.685	26	7.786	54.770
93	7.059	54.680	93	8.424	54.988	4	8.014	54.743
98	7.377	54.763	98	8.458	54.704	93	8.492	54.518
14	3 LAPS	1:00.931	14	3 LAPS	54.283	98	8.623	54.615
79	8.626	53.636	79	9.394	54.391	79	8.994	54.050
10	9.324	54.275	10	10.082	54.381	14	3 LAPS	55.142
43	11.107	54.432	43	12.129	54.645	10	9.972	54.340
69	13.501	54.026	69	14.387	54.509	43	12.421	54.742
2	13.988	54.191	2	14.771	54.406	69	14.320	54.383
5	14.559	54.411	5	15.793	54.857	2	14.606	54.285
3	26.198	55.598	3	28.384	55.809	5	15.442	54.099
31	1 LAP	58.196				3	29.302	55.368