



AUTUMN TRUCK RACING FESTIVAL OF WALES

Pembrey

17th & 18th October 2009



Results Provided by Timing Solutions Ltd
www.tsl-timing.com

Legends Cars Championship

QUALIFYING - CLASSIFICATION

POS	NO	CL	NAME	ENTRY	TIME	ON	LAPS	GAP	DIFF	MPH
1	1		John HIGGINS	Legend Ford Coupe 1250cc	1:06.862	4	9			78.39
2	2		Lee FITZPATRICK	Legend Ford Coupe 1250cc	1:07.636	4	9	0.774	0.774	77.49
3	12		Stephen TREHERNE	Legend Ford 1200cc	1:07.680	8	13	0.818	0.044	77.44
4	11		Simon BELCHER	Legend Ford 1200cc	1:07.908	10	13	1.046	0.228	77.18
5	24		Matthew PAPE	Legend Ford 34 Coupe 1200cc	1:08.030	6	13	1.168	0.122	77.04
6	34		Mark HIGGINS	Legend Ford Coupe	1:08.357	5	11	1.495	0.327	76.67
7	19		Lawrence DAVEY	Legend Ford Coupe 1250cc	1:08.364	7	10	1.502	0.007	76.67
8	8		Nick BRACE	Ford Ford Coupe 1250cc	1:08.616	6	13	1.754	0.252	76.39
9	16		Richard POCKLINGTON	Legend Ford Coupe 34 1250cccc	1:08.734	10	11	1.872	0.118	76.25
10	59		Paul MANSELL	Legend 1934 Ford Coupe 1250cc	1:11.089	10	12	4.227	2.355	73.73
11	99		Brian COOKE	Legend Ford Sedan	1:11.396	8	12	4.534	0.307	73.41
12	72		Glenn BURTENSHAW	Legend 34 Ford Coupe 1250cc	1:11.448	7	12	4.586	0.052	73.36
13	43		Mick MERCER	Legend 37 Ford Sedan 1250cc	1:11.544	10	11	4.682	0.096	73.26
14	9		Nick BARROW	Legend Ford Coupe	1:11.571	11	12	4.709	0.027	73.23
15	55		Ben POWER	Legend Ford Coupe 1250cc	1:11.596	10	10	4.734	0.025	73.21
16	66		Stephen WHITELEGG	Legend 1934 Ford Sedan 1200cccc	1:11.682	5	9	4.820	0.086	73.12
17	69		Roger COUSINS	Legend Ford Coupe	1:12.030	10	10	5.168	0.348	72.76
18	29		Richard CORBETT	Legend Ford Coupe	1:12.911	10	10	6.049	0.881	71.89
19	76		David VERNON	Legend 1934 Coupe 1250cc	1:14.664	2	7	7.802	1.753	70.20
20	47		David JONES	Legend Ford Coupe 1250cc	1:18.771	6	7	11.909	4.107	66.54

Weather / Track : Bright / Dry

These results are provisional until the conclusion of any judicial and technical matters.

Pembrey
Circuit Length = 1.4560 miles
Start: 09:46 End: 10:03

Clerk of Course :

Timekeeper :

Legends Cars Championship

QUALIFYING - LAP ANALYSIS

1	John HIGGINS Legend Ford Coupe 1250cc						
1 -	1:10.011	+ 3.149	9:48:35.441	6 -	1:07.820	+ 0.958	9:54:14.824
2 -	1:08.800	+ 1.938	9:49:44.241	7 -	1:07.538	+ 0.676	9:55:22.362
3 -	1:08.622	+ 1.760	9:50:52.863	8 -	1:07.692	+ 0.830	9:56:30.054
4 -	1:06.862		9:51:59.725	9 -	1:23.248 P	+ 16.386	9:57:53.302
5 -	1:07.279	+ 0.417	9:53:07.004				
2	Lee FITZPATRICK Legend Ford Coupe 1250cc						
1 -	1:13.781	+ 6.145	9:50:50.548	6 -	1:07.821	+ 0.185	9:56:31.249
2 -	1:09.107	+ 1.471	9:51:59.655	7 -	1:07.943	+ 0.307	9:57:39.192
3 -	1:08.364	+ 0.728	9:53:08.019	8 -	1:08.931	+ 1.295	9:58:48.123
4 -	1:07.636		9:54:15.655	9 -	1:27.035 P	+ 19.399	10:00:15.158
5 -	1:07.773	+ 0.137	9:55:23.428				
8	Nick BRACE Ford Ford Coupe 1250cc						
1 -	1:14.504	+ 5.888	9:48:27.096	8 -	1:11.474	+ 2.858	9:56:37.894
2 -	1:11.316	+ 2.700	9:49:38.412	9 -	1:08.945	+ 0.329	9:57:46.839
3 -	1:10.664	+ 2.048	9:50:49.076	10 -	1:08.730	+ 0.114	9:58:55.569
4 -	1:09.677	+ 1.061	9:51:58.753	11 -	1:10.056	+ 1.440	10:00:05.625
5 -	1:09.077	+ 0.461	9:53:07.830	12 -	1:10.498	+ 1.882	10:01:16.123
6 -	1:08.616		9:54:16.446	13 -	1:09.827	+ 1.211	10:02:25.950
7 -	1:09.974	+ 1.358	9:55:26.420				
9	Nick BARROW Legend Ford Coupe						
1 -	1:18.878	+ 7.307	9:48:54.535	7 -	1:11.963	+ 0.392	9:56:17.219
2 -	1:14.245	+ 2.674	9:50:08.780	8 -	1:12.424	+ 0.853	9:57:29.643
3 -	1:13.154	+ 1.583	9:51:21.934	9 -	1:13.681	+ 2.110	9:58:43.324
4 -	1:17.177	+ 5.606	9:52:39.111	10 -	1:11.585	+ 0.014	9:59:54.909
5 -	1:12.969	+ 1.398	9:53:52.080	11 -	1:11.571		10:01:06.480
6 -	1:13.176	+ 1.605	9:55:05.256	12 -	1:12.607	+ 1.036	10:02:19.087
11	Simon BELCHER Legend Ford 1200cc						
1 -	1:13.513	+ 5.605	9:48:44.662	8 -	1:08.196	+ 0.288	9:56:45.749
2 -	1:09.840	+ 1.932	9:49:54.502	9 -	1:09.764	+ 1.856	9:57:55.513
3 -	1:08.148	+ 0.240	9:51:02.650	10 -	1:07.908		9:59:03.421
4 -	1:08.304	+ 0.396	9:52:10.954	11 -	1:07.916	+ 0.008	10:00:11.337
5 -	1:08.050	+ 0.142	9:53:19.004	12 -	1:08.909	+ 1.001	10:01:20.246
6 -	1:10.026	+ 2.118	9:54:29.030	13 -	1:08.201	+ 0.293	10:02:28.447
7 -	1:08.523	+ 0.615	9:55:37.553				
12	Stephen TREHERNE Legend Ford 1200cc						
1 -	1:12.237	+ 4.557	9:48:29.553	8 -	1:07.680		9:56:31.323
2 -	1:10.993	+ 3.313	9:49:40.546	9 -	1:07.701	+ 0.021	9:57:39.024
3 -	1:09.623	+ 1.943	9:50:50.169	10 -	1:09.172	+ 1.492	9:58:48.196
4 -	1:07.808	+ 0.128	9:51:57.977	11 -	1:07.802	+ 0.122	9:59:55.998
5 -	1:09.329	+ 1.649	9:53:07.306	12 -	1:09.600	+ 1.920	10:01:05.598
6 -	1:08.111	+ 0.431	9:54:15.417	13 -	1:08.498	+ 0.818	10:02:14.096
7 -	1:08.226	+ 0.546	9:55:23.643				
16	Richard POCKLINGTON Legend Ford Coupe 34 1250cccc						
1 -	1:18.225	+ 9.491	9:48:47.782	7 -	1:09.627	+ 0.893	9:57:21.553
2 -	1:11.663	+ 2.929	9:49:59.445	8 -	1:09.595	+ 0.861	9:58:31.148
3 -	1:11.227	+ 2.493	9:51:10.672	9 -	1:09.256	+ 0.522	9:59:40.404
4 -	1:09.733	+ 0.999	9:52:20.405	10 -	1:08.734		10:00:49.138
5 -	1:30.247 P	+ 21.513	9:53:50.652	11 -	1:34.452 P	+ 25.718	10:02:23.590
6 -	2:21.274	+ 1:12.540	9:56:11.926				
19	Lawrence DAVEY Legend Ford Coupe 1250cc						
1 -	1:10.598	+ 2.234	9:48:26.838	6 -	3:06.479	+ 1:58.115	9:56:37.086
2 -	1:11.324	+ 2.960	9:49:38.162	7 -	1:08.364		9:57:45.450
3 -	1:10.231	+ 1.867	9:50:48.393	8 -	1:09.637	+ 1.273	9:58:55.087
4 -	1:09.347	+ 0.983	9:51:57.740	9 -	1:10.028	+ 1.664	10:00:05.115
5 -	1:32.867 P	+ 24.503	9:53:30.607	10 -	1:25.723 P	+ 17.359	10:01:30.838

Pembrey
Circuit Length = 1.4560 miles
Start: 09:46 End: 10:03

Weather / Track : Bright / Dry

Legends Cars Championship

QUALIFYING - LAP ANALYSIS

24	Matthew PAPE		Legend Ford 34 Coupe 1200cc				
1 -	1:11.037	+ 3.007	9:48:32.099	8 -	1:13.914	+ 5.884	9:56:43.140
2 -	1:12.050	+ 4.020	9:49:44.149	9 -	1:09.308	+ 1.278	9:57:52.448
3 -	1:10.615	+ 2.585	9:50:54.764	10 -	1:08.441	+ 0.411	9:59:00.889
4 -	1:09.103	+ 1.073	9:52:03.867	11 -	1:08.092	+ 0.062	10:00:08.981
5 -	1:09.058	+ 1.028	9:53:12.925	12 -	1:08.826	+ 0.796	10:01:17.807
6 -	1:08.030		9:54:20.955	13 -	1:09.093	+ 1.063	10:02:26.900
7 -	1:08.271	+ 0.241	9:55:29.226				
29	Richard CORBETT		Legend Ford Coupe				
1 -	1:21.333	+ 8.422	9:48:55.120	6 -	1:14.276	+ 1.365	9:55:05.857
2 -	1:14.809	+ 1.898	9:50:09.929	7 -	1:34.319 P	+ 21.408	9:56:40.176
3 -	1:12.989	+ 0.078	9:51:22.918	8 -	2:38.483	+ 1:25.572	9:59:18.659
4 -	1:15.334	+ 2.423	9:52:38.252	9 -	1:13.910	+ 0.999	10:00:32.569
5 -	1:13.329	+ 0.418	9:53:51.581	10 -	1:12.911		10:01:45.480
34	Mark HIGGINS		Legend Ford Coupe				
1 -	1:11.871	+ 3.514	9:50:50.033	7 -	1:09.372	+ 1.015	9:57:45.023
2 -	1:10.651	+ 2.294	9:52:00.684	8 -	1:10.263	+ 1.906	9:58:55.286
3 -	1:09.282	+ 0.925	9:53:09.966	9 -	1:10.022	+ 1.665	10:00:05.308
4 -	1:08.398	+ 0.041	9:54:18.364	10 -	1:10.198	+ 1.841	10:01:15.506
5 -	1:08.357		9:55:26.721	11 -	1:10.125	+ 1.768	10:02:25.631
6 -	1:08.930	+ 0.573	9:56:35.651				
43	Mick MERCER		Legend 37 Ford Sedan 1250cc				
1 -	1:19.420	+ 7.876	9:48:47.580	7 -	1:13.475	+ 1.931	9:56:13.159
2 -	1:15.057	+ 3.513	9:50:02.637	8 -	1:13.180	+ 1.636	9:57:26.339
3 -	1:15.294	+ 3.750	9:51:17.931	9 -	1:12.101	+ 0.557	9:58:38.440
4 -	1:16.101	+ 4.557	9:52:34.032	10 -	1:11.544		9:59:49.984
5 -	1:13.524	+ 1.980	9:53:47.556	11 -	1:35.289 P	+ 23.745	10:01:25.273
6 -	1:12.128	+ 0.584	9:54:59.684				
47	David JONES		Legend Ford Coupe 1250cc				
1 -	1:23.453	+ 4.682	9:51:17.740	5 -	1:20.284	+ 1.513	9:56:37.868
2 -	1:20.106	+ 1.335	9:52:37.846	6 -	1:18.771		9:57:56.639
3 -	1:19.583	+ 0.812	9:53:57.429	7 -	1:47.812 P	+ 29.041	9:59:44.451
4 -	1:20.155	+ 1.384	9:55:17.584				
55	Ben POWER		Legend Ford Coupe 1250cc				
1 -	1:13.716	+ 2.120	9:50:52.929	6 -	1:11.808	+ 0.212	9:56:53.802
2 -	1:12.931	+ 1.335	9:52:05.860	7 -	1:12.590	+ 0.994	9:58:06.392
3 -	1:12.491	+ 0.895	9:53:18.351	8 -	1:12.361	+ 0.765	9:59:18.753
4 -	1:11.994	+ 0.398	9:54:30.345	9 -	1:11.911	+ 0.315	10:00:30.664
5 -	1:11.649	+ 0.053	9:55:41.994	10 -	1:11.596		10:01:42.260
59	Paul MANSELL		Legend 1934 Ford Coupe 1250cc				
1 -	1:15.545	+ 4.456	9:48:31.645	7 -	1:11.830	+ 0.741	9:56:16.897
2 -	1:12.228	+ 1.139	9:49:43.873	8 -	1:13.350	+ 2.261	9:57:30.247
3 -	1:12.018	+ 0.929	9:50:55.891	9 -	1:12.877	+ 1.788	9:58:43.124
4 -	1:44.389	+ 33.300	9:52:40.280	10 -	1:11.089		9:59:54.213
5 -	1:12.800	+ 1.711	9:53:53.080	11 -	1:12.040	+ 0.951	10:01:06.253
6 -	1:11.987	+ 0.898	9:55:05.067	12 -	1:11.171	+ 0.082	10:02:17.424
66	Stephen WHITELEGG		Legend 1934 Ford Sedan 1200cccc				
1 -	1:16.476	+ 4.794	9:48:52.540	6 -	1:12.312	+ 0.630	9:54:58.182
2 -	1:11.745	+ 0.063	9:50:04.285	7 -	1:12.160	+ 0.478	9:56:10.342
3 -	1:13.920	+ 2.238	9:51:18.205	8 -	1:12.701	+ 1.019	9:57:23.043
4 -	1:15.983	+ 4.301	9:52:34.188	9 -	1:34.111 P	+ 22.429	9:58:57.154
5 -	1:11.682		9:53:45.870				
69	Roger COUSINS		Legend Ford Coupe				
1 -	1:14.731	+ 2.701	9:50:55.288	6 -	1:12.789	+ 0.759	9:57:10.114
2 -	1:23.211	+ 11.181	9:52:18.499	7 -	1:12.534	+ 0.504	9:58:22.648

Pembrey
Circuit Length = 1.4560 miles
Start: 09:46 End: 10:03

Weather / Track : Bright / Dry

Legends Cars Championship

QUALIFYING - LAP ANALYSIS

3 -	1:13.501	+ 1.471	9:53:32.000	8 -	1:12.046	+ 0.016	9:59:34.694
4 -	1:12.736	+ 0.706	9:54:44.736	9 -	1:12.094	+ 0.064	10:00:46.788
5 -	1:12.589	+ 0.559	9:55:57.325	10 -	1:12.030		10:01:58.818
72	Glenn BURTENSHAW			Legend 34 Ford Coupe 1250cc			
1 -	1:14.735	+ 3.287	9:48:36.950	7 -	1:11.448		9:55:50.990
2 -	1:11.528	+ 0.080	9:49:48.478	8 -	1:11.849	+ 0.401	9:57:02.839
3 -	1:12.994	+ 1.546	9:51:01.472	9 -	1:12.113	+ 0.665	9:58:14.952
4 -	1:11.857	+ 0.409	9:52:13.329	10 -	1:11.477	+ 0.029	9:59:26.429
5 -	1:13.903	+ 2.455	9:53:27.232	11 -	1:12.152	+ 0.704	10:00:38.581
6 -	1:12.310	+ 0.862	9:54:39.542	12 -	1:11.707	+ 0.259	10:01:50.288
76	David VERNON			Legend 1934 Coupe 1250cc			
1 -	1:14.934	+ 0.270	9:50:56.395	5 -	1:17.942	+ 3.278	9:56:11.766
2 -	1:14.664		9:52:11.059	6 -	1:15.552	+ 0.888	9:57:27.318
3 -	1:27.922	+ 13.258	9:53:38.981	7 -	1:33.091 P	+ 18.427	9:59:00.409
4 -	1:14.843	+ 0.179	9:54:53.824				
99	Brian COOKE			Legend Ford Sedan			
1 -	1:22.273	+ 10.877	9:48:52.268	7 -	1:12.311	+ 0.915	9:56:10.063
2 -	1:14.704	+ 3.308	9:50:06.972	8 -	1:11.396		9:57:21.459
3 -	1:11.472	+ 0.076	9:51:18.444	9 -	1:11.793	+ 0.397	9:58:33.252
4 -	1:13.893	+ 2.497	9:52:32.337	10 -	1:12.347	+ 0.951	9:59:45.599
5 -	1:12.466	+ 1.070	9:53:44.803	11 -	1:30.263	+ 18.867	10:01:15.862
6 -	1:12.949	+ 1.553	9:54:57.752	12 -	1:13.614	+ 2.218	10:02:29.476

Legends Cars Championship

RACE 1 - HEAT 1 - CLASSIFICATION - AMENDED 2

POS	NO	CL	NAME	ENTRY	LAPS	TIME	GAP	DIFF	MPH	BEST	ON
1	1		John HIGGINS	Legend Ford Coupe 1250cc	6	6:55.029			75.77	1:07.779	5
2	12		Stephen TREHERNE	Legend Ford 1200cc	6	6:55.177	0.148	0.148	75.74	1:07.721	5
3	24		Matthew PAPE	Legend Ford 34 Coupe 1200cc	6	6:57.516	2.487	2.339	75.32	1:07.978	3
4	8		Nick BRACE	Ford Ford Coupe 1250cc	6	6:59.899	4.870	2.383	74.89	1:08.710	4
5	16		Richard POCKLINGTON	Legend Ford Coupe 34 1250cccc	6	7:00.165	5.136	0.266	74.85	1:08.553	3
6	19		Lawrence DAVEY	Legend Ford Coupe 1250cc	6	7:04.229	9.200	4.064	74.13	1:08.400	2
7	34		Mark HIGGINS	Legend Ford Coupe	6	7:04.868	9.839	0.639	74.02	1:08.655	2
8	55		Ben POWER	Legend Ford Coupe 1250cc	6	7:07.801	12.772	2.933	73.51	1:09.807	4
9	72		Glenn BURTENSHAW	Legend 34 Ford Coupe 1250cc	6	7:09.337	14.308	1.536	73.25	1:10.242	5
10	59		Paul MANSELL	Legend 1934 Ford Coupe 1250cc	6	7:16.379	21.350	7.042	72.06	1:11.151	4
11	43		Mick MERCER	Legend 37 Ford Sedan 1250cc	6	7:19.983	24.954	3.604	71.47	1:11.577	6
12	9		Nick BARROW	Legend Ford Coupe	6	7:20.408	25.379	0.425	71.40	1:11.035	2
13	69		Roger COUSINS	Legend Ford Coupe	6	7:26.220	31.191	5.812	70.47	1:11.985	5
14	29		Richard CORBETT	Legend Ford Coupe	6	7:26.387	31.358	0.167	70.45	1:12.018	6
15	2		Lee FITZPATRICK	Legend Ford Coupe 1250cc	6	7:33.221	38.192	6.834	69.39	1:08.815	3
16	76		David VERNON	Legend 1934 Coupe 1250cc	6	7:38.160	43.131	4.939	68.64	1:13.580	3
17	66		Stephen WHITELEGG	Legend 1934 Ford Sedan 1200cccc	6	8:03.747	1:08.718	25.587	65.01	1:10.048	3
18	47		David JONES	Legend Ford Coupe 1250cc	5	7:02.232	1 lap	1 lap	62.06	1:16.804	5
19	99		Brian COOKE	Legend Ford Sedan	4	6:56.514	2 laps	1 lap	50.33	1:12.408	4

NOT CLASSIFIED

DNF	11		Simon BELCHER	Legend Ford 1200cc	3	3:29.866	3 laps	1 lap	74.92	1:08.169	3
-----	----	--	----------------------	--------------------	---	----------	---------------	-------	-------	----------	---

FASTEST LAP

12			Stephen TREHERNE	Legend Ford 1200cc	5	1:07.721		77.39 mph		124.56 kph	
----	--	--	-------------------------	--------------------	---	----------	--	-----------	--	------------	--

Car 12 - Reinstated following appeal

Weather / Track : Bright / Dry

These results are provisional until the conclusion of any judicial and technical matters.

Pembrey

Circuit Length = 1.4560 miles

Start: 11:32 End: 11:41

Clerk of Course :

Timekeeper :

Legends Cars Championship
RACE 1 - HEAT 1 - LAP CHART

Lap 1			Lap 2			Lap 3			Lap 4			Lap 5		
No	Behind	Laptime	No	Behind	Laptime	No	Behind	Laptime	No	Behind	Laptime	No	Behind	Laptime
1		1:13.045	1		1:08.552	1		1:08.144	1		1:08.352	1		1:07.779
11	0.126	1:13.171	11	0.100	1:08.526	11	0.125	1:08.169	12	0.234	1:08.296	12	0.176	1:07.721
12	0.606	1:13.651	12	0.358	1:08.304	12	0.290	1:08.076	24	2.641	1:08.702	24	2.870	1:08.008
8	0.718	1:13.763	8	1.732	1:09.566	24	2.291	1:07.978	8	2.862	1:08.710	16	4.419	1:09.065
24	2.047	1:15.092	24	2.457	1:08.962	8	2.504	1:08.916	16	3.133	1:08.618	8	4.525	1:09.442
16	2.048	1:15.093	16	2.458	1:08.962	16	2.867	1:08.553	19	6.035	1:09.047	19	8.609	1:10.353
55	2.769	1:15.814	55	4.733	1:10.516	19	5.340	1:08.487	34	7.466	1:09.108	34	9.183	1:09.496
72	3.588	1:16.633	19	4.997	1:08.400	34	6.710	1:09.023	55	8.444	1:09.807	55	11.450	1:10.785
19	5.149	1:18.194	72	5.694	1:10.658	55	6.989	1:10.400	72	10.328	1:10.573	72	12.791	1:10.242
43	5.458	1:18.503	34	5.831	1:08.655	72	8.107	1:10.557	59	15.634	1:11.151	59	19.074	1:11.219
69	5.706	1:18.751	43	9.487	1:12.581	59	12.835	1:11.189	9	17.160	1:11.304	43	22.534	1:12.878
34	5.728	1:18.773	59	9.790	1:11.156	43	13.684	1:12.341	43	17.435	1:12.103	9	22.820	1:13.439
59	7.186	1:20.231	9	9.909	1:11.035	9	14.208	1:12.443	69	1 LAP	1:16.099	69	1 LAP	1:11.985
9	7.426	1:20.471	29	13.389	1:12.144	69	1 LAP	2:27.271	29	24.178	1:12.823	29	28.497	1:12.098
29	9.797	1:22.842	2	17.793	1:12.101	2	18.464	1:08.815	76	31.727	1:13.873	76	38.076	1:14.128
2	14.244	1:27.289	99	1 LAP	2:39.601 P	29	19.707	1:14.462	2	36.957	1:26.845	2	38.264	1:09.086
76	15.718	1:28.763	76	20.770	1:13.604	76	26.206	1:13.580	66	1:03.555	1:11.366	66	1:07.255	1:11.479
47	37.991	1:51.036	47	49.288	1:19.849	47	58.208	1:17.064	99	1 LAP	1:13.021			
66	56.297	2:09.342	66	58.637	1:10.892	66	1:00.541	1:10.048	47	1:07.335	1:17.479			
						99	1 LAP	1:51.484 P						

Legends Cars Championship
RACE 1 - HEAT 1 - LAP CHART

Lap 6		
No	Behind	Laptime
1		1:09.157
12	0.148	1:09.129
99	2 LAPS	1:12.408
24	2.487	1:08.774
8	4.870	1:09.502
16	5.136	1:09.874
47	1 LAP	1:16.804
19	9.200	1:09.748
34	9.839	1:09.813
55	12.772	1:10.479
72	14.308	1:10.674
59	21.350	1:11.433
43	24.954	1:11.577
9	25.379	1:11.716
69	1 LAP	1:12.114
29	31.358	1:12.018
2	38.192	1:09.085
76	43.131	1:14.212
66	1:08.718	1:10.620

Legends Cars Championship

RACE 3 - HEAT 2 - CLASSIFICATION

POS	NO	CL	NAME	ENTRY	LAPS	TIME	GAP	DIFF	MPH	BEST	ON
1	1		John HIGGINS	Legend Ford Coupe 1250cc	6	6:51.614			76.40	1:07.860	4
2	12		Stephen TREHERNE	Legend Ford 1200cc	6	6:51.645	0.031	0.031	76.39	1:07.684	2
3	2		Lee FITZPATRICK	Legend Ford Coupe 1250cc	6	6:56.077	4.463	4.432	75.58	1:07.585	4
4	11		Simon BELCHER	Legend Ford 1200cc	6	6:56.165	4.551	0.088	75.56	1:07.570	5
5	19		Lawrence DAVEY	Legend Ford Coupe 1250cc	6	6:57.156	5.542	0.991	75.39	1:08.075	4
6	8		Nick BRACE	Ford Ford Coupe 1250cc	6	6:59.396	7.782	2.240	74.98	1:08.126	3
7	24		Matthew PAPE	Legend Ford 34 Coupe 1200cc	6	6:59.555	7.941	0.159	74.95	1:08.186	3
8	34		Mark HIGGINS	Legend Ford Coupe	6	7:02.417	10.803	2.862	74.45	1:08.574	5
9	72		Glenn BURTENSHAW	Legend 34 Ford Coupe 1250cc	6	7:10.853	19.239	8.436	72.99	1:09.332	3
10	66		Stephen WHITELEGG	Legend 1934 Ford Sedan 1200cccc	6	7:11.776	20.162	0.923	72.83	1:09.441	3
11	16		Richard POCKLINGTON	Legend Ford Coupe 34 1250cccc	6	7:14.402	22.788	2.626	72.39	1:09.004	5
12	9		Nick BARROW	Legend Ford Coupe	6	7:17.283	25.669	2.881	71.92	1:10.811	2
13	69		Roger COUSINS	Legend Ford Coupe	6	7:18.004	26.390	0.721	71.80	1:10.444	4
14	59		Paul MANSELL	Legend 1934 Ford Coupe 1250cc	6	7:18.579	26.965	0.575	71.70	1:09.255	5
15	43		Mick MERCER	Legend 37 Ford Sedan 1250cc	6	7:21.154	29.540	2.575	71.28	1:11.463	2
16	29		Richard CORBETT	Legend Ford Coupe	6	7:21.442	29.828	0.288	71.24	1:11.060	2
17	99		Brian COOKE	Legend Ford Sedan	6	7:25.111	33.497	3.669	70.65	1:11.651	2
18	76		David VERNON	Legend 1934 Coupe 1250cc	6	7:26.109	34.495	0.998	70.49	1:11.608	2

NOT CLASSIFIED

DNF	55		Ben POWER	Legend Ford Coupe 1250cc	5	5:55.965	1 lap	1 lap	73.62	1:09.424	5
DNF	47		David JONES	Legend Ford Coupe 1250cc	0						

FASTEST LAP

11			Simon BELCHER	Legend Ford 1200cc	5	1:07.570		77.57 mph		124.84 kph	
----	--	--	----------------------	--------------------	---	----------	--	-----------	--	------------	--

Weather / Track : Bright / Dry

These results are provisional until the conclusion of any judicial and technical matters.

Pembrey
Circuit Length = 1.4560 miles
Start: 13:32 End: 13:40

Clerk of Course :		Timekeeper :	
-------------------	--	--------------	--

Legends Cars Championship
RACE 3 - HEAT 2 - LAP CHART

Lap 1			Lap 2			Lap 3			Lap 4			Lap 5		
No	Behind	Laptime	No	Behind	Laptime	No	Behind	Laptime	No	Behind	Laptime	No	Behind	Laptime
1		1:10.570	12		1:07.684	12		1:07.828	12		1:08.214	12		1:08.278
12	0.591	1:11.161	1	0.055	1:08.330	1	0.381	1:08.154	1	0.027	1:07.860	1	0.190	1:08.441
55	2.842	1:13.412	19	4.262	1:09.394	11	5.728	1:08.824	2	5.153	1:07.585	2	4.696	1:07.821
72	3.001	1:13.571	11	4.732	1:09.423	2	5.782	1:07.935	19	5.743	1:08.075	11	5.099	1:07.570
19	3.143	1:13.713	2	5.675	1:08.731	19	5.882	1:09.448	11	5.807	1:08.293	19	5.675	1:08.210
11	3.584	1:14.154	8	5.853	1:10.236	8	6.151	1:08.126	24	6.742	1:08.482	24	7.034	1:08.570
8	3.892	1:14.462	24	6.116	1:08.657	24	6.474	1:08.186	8	6.977	1:09.040	8	7.151	1:08.452
2	5.219	1:15.789	55	7.518	1:12.951	34	9.589	1:08.955	34	10.147	1:08.772	34	10.443	1:08.574
24	5.734	1:16.304	34	8.462	1:10.382	55	10.178	1:10.488	55	11.654	1:09.690	55	12.800	1:09.424
59	5.769	1:16.339	59	8.761	1:11.267	59	10.574	1:09.641	59	12.316	1:09.956	59	13.293	1:09.255
66	6.036	1:16.606	66	9.499	1:11.738	66	11.112	1:09.441	66	12.704	1:09.806	72	16.062	1:11.402
34	6.355	1:16.925	72	9.707	1:14.981	72	11.211	1:09.332	72	12.938	1:09.941	66	16.209	1:11.783
9	8.175	1:18.745	9	10.711	1:10.811	9	14.517	1:11.634	9	17.472	1:11.169	16	21.009	1:09.004
43	8.421	1:18.991	43	11.609	1:11.463	69	15.600	1:11.677	69	17.830	1:10.444	9	21.787	1:12.593
69	8.621	1:19.191	69	11.751	1:11.405	43	16.601	1:12.820	16	20.283	1:11.316	69	22.846	1:13.294
99	9.415	1:19.985	99	12.791	1:11.651	29	16.950	1:11.648	43	21.810	1:13.423	43	25.632	1:12.100
29	10.345	1:20.915	29	13.130	1:11.060	16	17.181	1:10.531	29	21.999	1:13.263	29	25.830	1:12.109
76	10.875	1:21.445	76	14.208	1:11.608	99	18.384	1:13.421	99	23.071	1:12.901	99	29.216	1:14.423
16	13.385	1:23.955	16	14.478	1:09.368	76	18.844	1:12.464	76	23.190	1:12.560	76	29.696	1:14.784

Legends Cars Championship
RACE 3 - HEAT 2 - LAP CHART

Lap 6		
No	Behind	Laptime
1		1:08.259
12	0.031	1:08.480
2	4.463	1:08.216
11	4.551	1:07.901
19	5.542	1:08.316
8	7.782	1:09.080
24	7.941	1:09.356
34	10.803	1:08.809
72	19.239	1:11.626
66	20.162	1:12.402
16	22.788	1:10.228
9	25.669	1:12.331
69	26.390	1:11.993
59	26.965	1:22.121
43	29.540	1:12.357
29	29.828	1:12.447
99	33.497	1:12.730
76	34.495	1:13.248

Legends Cars Championship

RACE 7 - FINAL - CLASSIFICATION

POS	NO	CL	NAME	ENTRY	LAPS	TIME	GAP	DIFF	MPH	BEST	ON
1	2		Lee FITZPATRICK	Legend Ford Coupe 1250cc	8	9:10.711			76.14	1:07.709	6
2	11		Simon BELCHER	Legend Ford 1200cc	8	9:10.791	0.080	0.080	76.13	1:07.633	8
3	12		Stephen TREHERNE	Legend Ford 1200cc	8	9:12.339	1.628	1.548	75.91	1:07.707	8
4	1		John HIGGINS	Legend Ford Coupe 1250cc	8	9:13.737	3.026	1.398	75.72	1:08.016	7
5	19		Lawrence DAVEY	Legend Ford Coupe 1250cc	8	9:16.699	5.988	2.962	75.32	1:08.456	7
6	34		Mark HIGGINS	Legend Ford Coupe	8	9:20.937	10.226	4.238	74.75	1:08.770	6
7	8		Nick BRACE	Ford Ford Coupe 1250cc	8	9:22.946	12.235	2.009	74.48	1:08.482	5
8	16		Richard POCKLINGTON	Legend Ford Coupe 34 1250cccc	8	9:23.333	12.622	0.387	74.43	1:09.010	6
9	66		Stephen WHITELEGG	Legend 1934 Ford Sedan 1200cccc	8	9:24.068	13.357	0.735	74.33	1:09.509	8
10	72		Glenn BURTENSHAW	Legend 34 Ford Coupe 1250cc	8	9:26.820	16.109	2.752	73.97	1:09.206	3
11	59		Paul MANSELL	Legend 1934 Ford Coupe 1250cc	8	9:43.439	32.728	16.619	71.87	1:10.130	3
12	99		Brian COOKE	Legend Ford Sedan	8	9:46.155	35.444	2.716	71.53	1:11.392	7
13	76		David VERNON	Legend 1934 Coupe 1250cc	8	9:46.452	35.741	0.297	71.50	1:11.913	5
14	69		Roger COUSINS	Legend Ford Coupe	8	9:51.623	40.912	5.171	70.87	1:11.189	7
15	29		Richard CORBETT	Legend Ford Coupe	8	9:51.746	41.035	0.123	70.86	1:11.375	6
16	43		Mick MERCER	Legend 37 Ford Sedan 1250cc	8	9:52.958	42.247	1.212	70.71	1:10.940	6
17	9		Nick BARROW	Legend Ford Coupe	8	9:56.367	45.656	3.409	70.31	1:11.562	7

NOT CLASSIFIED

DNF	24		Matthew PAPE	Legend Ford 34 Coupe 1200cc	6	6:59.366	2 laps	2 laps	74.99	1:08.200	5
DNF	47		David JONES	Legend Ford Coupe 1250cc	4	5:59.950	4 laps	2 laps	58.24	1:16.680	2
DNF	55		Ben POWER	Legend Ford Coupe 1250cc	2	2:26.381	6 laps	2 laps	71.61	1:12.929	2

FASTEST LAP

11			Simon BELCHER	Legend Ford 1200cc	8	1:07.633		77.50 mph		124.72 kph	
----	--	--	----------------------	--------------------	---	----------	--	-----------	--	------------	--

Weather / Track : Bright / Dry

These results are provisional until the conclusion of any judicial and technical matters.

Pembrey
Circuit Length = 1.4560 miles
Start: 15:31 End: 15:42

Clerk of Course :		Timekeeper :	
-------------------	--	--------------	--

Legends Cars Championship
RACE 7 - FINAL - LAP CHART

Lap 1			Lap 2			Lap 3			Lap 4			Lap 5		
No	Behind	Laptime	No	Behind	Laptime	No	Behind	Laptime	No	Behind	Laptime	No	Behind	Laptime
11		1:10.800	11		1:09.095	11		1:09.371	2		1:09.406	2		1:07.890
66	2.390	1:13.190	2	1.185	1:07.818	2	0.071	1:08.257	11	0.154	1:09.631	11	0.350	1:08.086
2	2.462	1:13.262	19	2.997	1:09.288	19	2.692	1:09.066	12	1.928	1:08.642	12	1.940	1:07.902
55	2.652	1:13.452	12	3.620	1:09.140	12	2.763	1:08.514	1	2.050	1:08.533	1	2.887	1:08.727
19	2.804	1:13.604	1	3.996	1:09.167	1	2.994	1:08.369	19	2.190	1:08.975	19	3.290	1:08.990
72	3.112	1:13.912	66	4.425	1:11.130	72	4.435	1:09.206	24	4.164	1:08.606	24	4.474	1:08.200
12	3.575	1:14.375	72	4.600	1:10.583	24	5.035	1:09.456	72	4.478	1:09.520	72	6.311	1:09.723
16	3.706	1:14.506	16	4.779	1:10.168	66	5.381	1:10.327	66	5.553	1:09.649	34	7.300	1:08.941
1	3.924	1:14.724	24	4.950	1:09.975	16	5.450	1:10.042	34	6.249	1:09.452	66	7.682	1:10.019
24	4.070	1:14.870	8	5.198	1:09.786	8	5.836	1:10.009	16	6.868	1:10.895	8	8.509	1:08.482
8	4.507	1:15.307	34	6.063	1:10.027	34	6.274	1:09.582	8	7.917	1:11.558	16	8.879	1:09.901
59	5.085	1:15.885	55	6.486	1:12.929	59	7.787	1:10.130	59	9.004	1:10.694	59	11.261	1:10.147
34	5.131	1:15.931	59	7.028	1:11.038	99	13.061	1:13.230	99	15.786	1:12.202	47	1 LAP	1:59.279 P
99	6.768	1:17.568	99	9.202	1:11.529	69	13.216	1:12.310	69	15.982	1:12.243	9	20.878	1:12.547
9	7.230	1:18.030	69	10.277	1:11.901	9	14.079	1:13.081	9	16.221	1:11.619	69	21.059	1:12.967
69	7.471	1:18.271	9	10.369	1:12.234	43	14.244	1:12.836	43	16.991	1:12.224	76	21.794	1:11.913
43	7.975	1:18.775	43	10.779	1:11.899	29	14.348	1:12.604	29	17.136	1:12.265	99	22.196	1:14.300
29	8.511	1:19.311	29	11.115	1:11.699	76	15.016	1:12.124	76	17.771	1:12.232	29	29.001	1:19.755
76	9.353	1:20.153	76	12.263	1:12.005	47	31.405	1:19.362				43	30.082	1:20.981
47	13.829	1:24.629	47	21.414	1:16.680									

Legends Cars Championship
RACE 7 - FINAL - LAP CHART

Lap 6			Lap 7			Lap 8		
No	Behind	Laptime	No	Behind	Laptime	No	Behind	Laptime
2		1:07.709	2		1:08.442	2		1:07.927
11	0.347	1:07.706	11	0.374	1:08.469	11	0.080	1:07.633
12	2.249	1:08.018	12	1.848	1:08.041	12	1.628	1:07.707
1	3.303	1:08.125	1	2.877	1:08.016	1	3.026	1:08.076
19	4.353	1:08.772	19	4.367	1:08.456	19	5.988	1:09.548
24	5.024	1:08.259	34	8.935	1:09.016	34	10.226	1:09.218
34	8.361	1:08.770	8	10.404	1:09.478	8	12.235	1:09.758
72	8.710	1:10.108	16	11.376	1:09.638	16	12.622	1:09.173
8	9.368	1:08.568	66	11.775	1:10.235	66	13.357	1:09.509
66	9.982	1:10.009	72	12.955	1:12.687	72	16.109	1:11.081
16	10.180	1:09.010	59	26.581	1:20.732	59	32.728	1:14.074
59	14.291	1:10.739	9	28.245	1:11.562	99	35.444	1:14.164
9	25.125	1:11.956	69	28.391	1:11.189	76	35.741	1:12.008
69	25.644	1:12.294	99	29.207	1:11.392	69	40.912	1:20.448
99	26.257	1:11.770	76	31.660	1:12.728	29	41.035	1:12.211
76	27.374	1:13.289	29	36.751	1:12.526	43	42.247	1:13.092
29	32.667	1:11.375	43	37.082	1:12.211	9	45.656	1:25.338
43	33.313	1:10.940						

Legends Cars Championship

QUALIFYING - CLASSIFICATION

POS	NO	CL	NAME	ENTRY	TIME	ON	LAPS	GAP	DIFF	MPH
1	2		Lee FITZPATRICK	Legend Ford Coupe 1250cc	1:07.580	4	5			77.56
2	1		John HIGGINS	Legend Ford Coupe 1250cc	1:07.960	5	6	0.380	0.380	77.12
3	8		Nick BRACE	Ford Ford Coupe 1250cc	1:08.142	5	7	0.562	0.182	76.92
4	24		Matthew PAPE	Legend Ford 34 Coupe 1200cc	1:08.264	9	13	0.684	0.122	76.78
5	11		Simon BELCHER	Legend Ford 1200cc	1:08.280	5	6	0.700	0.016	76.76
6	12		Stephen TREHERNE	Legend Ford 1200cc	1:08.456	6	8	0.876	0.176	76.56
7	19		Lawrence DAVEY	Legend Ford Coupe 1250cc	1:08.648	5	6	1.068	0.192	76.35
8	66		Stephen WHITELEGG	Legend 1934 Ford Sedan 1200cccc	1:08.665	7	12	1.085	0.017	76.33
9	16		Richard POCKLINGTON	Legend Ford Coupe 34 1250cccc	1:08.704	7	8	1.124	0.039	76.29
10	55		Ben POWER	Legend Ford Coupe 1250cc	1:08.913	4	9	1.333	0.209	76.06
11	32		Peter MORTON	Legend Ford Coupe	1:09.682	8	12	2.102	0.769	75.22
12	59		Paul MANSELL	Legend 1934 Ford Coupe 1250cc	1:10.280	11	13	2.700	0.598	74.58
13	72		Glenn BURTENSHAW	Legend 34 Ford Coupe 1250cc	1:10.283	6	9	2.703	0.003	74.57
14	99		Brian COOKE	Legend Ford Sedan	1:10.513	8	12	2.933	0.230	74.33
15	43		Mick MERCER	Legend 37 Ford Sedan 1250cc	1:10.845	3	12	3.265	0.332	73.98
16	9		Nick BARROW	Legend Ford Coupe	1:11.175	8	13	3.595	0.330	73.64
17	29		Richard CORBETT	Legend Ford Coupe	1:11.401	13	13	3.821	0.226	73.41
18	69		Roger COUSINS	Legend Ford Coupe	1:11.460	4	6	3.880	0.059	73.34
19	76		David VERNON	Legend 1934 Coupe 1250cc		0	2			

Weather / Track : Cloudy / Dry

These results are provisional until the conclusion of any judicial and technical matters.

Pembrey
Circuit Length = 1.4560 miles
Start: 09:28 End: 09:45

Clerk of Course :

Timekeeper :

Legends Cars Championship

QUALIFYING - LAP ANALYSIS

1	John HIGGINS		Legend Ford Coupe 1250cc				
1 -	1:09.995	+ 2.035	9:30:07.718	4 -	1:08.360	+ 0.400	9:33:33.252
2 -	1:08.856	+ 0.896	9:31:16.574	5 -	1:07.960		9:34:41.212
3 -	1:08.318	+ 0.358	9:32:24.892	6 -	1:31.932 P	+ 23.972	9:36:13.144
2	Lee FITZPATRICK		Legend Ford Coupe 1250cc				
1 -	1:11.956	+ 4.376	9:30:12.756	4 -	1:07.580		9:33:36.916
2 -	1:08.774	+ 1.194	9:31:21.530	5 -	1:27.519 P	+ 19.939	9:35:04.435
3 -	1:07.806	+ 0.226	9:32:29.336				
8	Nick BRACE		Ford Ford Coupe 1250cc				
1 -	1:11.389	+ 3.247	9:30:04.850	5 -	1:08.142		9:34:42.092
2 -	1:10.434	+ 2.292	9:31:15.284	6 -	1:08.795	+ 0.653	9:35:50.887
3 -	1:10.033	+ 1.891	9:32:25.317	7 -	1:38.272 P	+ 30.130	9:37:29.159
4 -	1:08.633	+ 0.491	9:33:33.950				
9	Nick BARROW		Legend Ford Coupe				
1 -	1:14.852	+ 3.677	9:30:21.205	8 -	1:11.175		9:38:46.540
2 -	1:12.944	+ 1.769	9:31:34.149	9 -	1:12.219	+ 1.044	9:39:58.759
3 -	1:11.834	+ 0.659	9:32:45.983	10 -	1:11.796	+ 0.621	9:41:10.555
4 -	1:11.523	+ 0.348	9:33:57.506	11 -	1:11.303	+ 0.128	9:42:21.858
5 -	1:12.718	+ 1.543	9:35:10.224	12 -	1:11.911	+ 0.736	9:43:33.769
6 -	1:12.588	+ 1.413	9:36:22.812	13 -	1:12.022	+ 0.847	9:44:45.791
7 -	1:12.553	+ 1.378	9:37:35.365				
11	Simon BELCHER		Legend Ford 1200cc				
1 -	1:11.572	+ 3.292	9:30:15.520	4 -	1:08.814	+ 0.534	9:33:42.613
2 -	1:09.009	+ 0.729	9:31:24.529	5 -	1:08.280		9:34:50.893
3 -	1:09.270	+ 0.990	9:32:33.799	6 -	1:23.411 P	+ 15.131	9:36:14.304
12	Stephen TREHERNE		Legend Ford 1200cc				
1 -	1:13.025	+ 4.569	9:30:15.101	5 -	1:10.677	+ 2.221	9:35:02.000
2 -	1:12.913	+ 4.457	9:31:28.014	6 -	1:08.456		9:36:10.456
3 -	1:12.672	+ 4.216	9:32:40.686	7 -	1:08.908	+ 0.452	9:37:19.364
4 -	1:10.637	+ 2.181	9:33:51.323	8 -	1:28.151 P	+ 19.695	9:38:47.515
16	Richard POCKLINGTON		Legend Ford Coupe 34 1250cccc				
1 -	1:15.824	+ 7.120	9:30:16.053	5 -	1:09.240	+ 0.536	9:34:55.381
2 -	1:10.365	+ 1.661	9:31:26.418	6 -	1:08.845	+ 0.141	9:36:04.226
3 -	1:09.015	+ 0.311	9:32:35.433	7 -	1:08.704		9:37:12.930
4 -	1:10.708	+ 2.004	9:33:46.141	8 -	1:39.516 P	+ 30.812	9:38:52.446
19	Lawrence DAVEY		Legend Ford Coupe 1250cc				
1 -	1:11.864	+ 3.216	9:30:20.931	4 -	1:09.084	+ 0.436	9:33:48.609
2 -	1:09.587	+ 0.939	9:31:30.518	5 -	1:08.648		9:34:57.257
3 -	1:09.007	+ 0.359	9:32:39.525	6 -	1:34.844 P	+ 26.196	9:36:32.101
24	Matthew PAPE		Legend Ford 34 Coupe 1200cc				
1 -	1:11.395	+ 3.131	9:30:23.445	8 -	1:08.969	+ 0.705	9:38:29.186
2 -	1:10.177	+ 1.913	9:31:33.622	9 -	1:08.264		9:39:37.450
3 -	1:08.832	+ 0.568	9:32:42.454	10 -	1:14.076	+ 5.812	9:40:51.526
4 -	1:08.310	+ 0.046	9:33:50.764	11 -	1:08.834	+ 0.570	9:42:00.360
5 -	1:08.808	+ 0.544	9:34:59.572	12 -	1:17.289	+ 9.025	9:43:17.649
6 -	1:10.528	+ 2.264	9:36:10.100	13 -	1:29.037 P	+ 20.773	9:44:46.686
7 -	1:10.117	+ 1.853	9:37:20.217				
29	Richard CORBETT		Legend Ford Coupe				
1 -	1:15.565	+ 4.164	9:30:20.820	8 -	1:11.950	+ 0.549	9:38:47.057
2 -	1:13.943	+ 2.542	9:31:34.763	9 -	1:11.939	+ 0.538	9:39:58.996
3 -	1:11.784	+ 0.383	9:32:46.547	10 -	1:12.474	+ 1.073	9:41:11.470
4 -	1:11.510	+ 0.109	9:33:58.057	11 -	1:11.450	+ 0.049	9:42:22.920
5 -	1:11.983	+ 0.582	9:35:10.040	12 -	1:11.744	+ 0.343	9:43:34.664
6 -	1:12.497	+ 1.096	9:36:22.537	13 -	1:11.401		9:44:46.065

Pembrey
Circuit Length = 1.4560 miles
Start: 09:28 End: 09:45

Weather / Track : Cloudy / Dry

Legends Cars Championship

QUALIFYING - LAP ANALYSIS

7 -	1:12.570	+ 1.169	9:37:35.107				
32	Peter MORTON		Legend Ford Coupe				
1 -	1:14.222	+ 4.540	9:30:35.099	7 -	1:10.956	+ 1.274	9:37:41.449
2 -	1:14.535	+ 4.853	9:31:49.634	8 -	1:09.682		9:38:51.131
3 -	1:10.815	+ 1.133	9:33:00.449	9 -	1:09.902	+ 0.220	9:40:01.033
4 -	1:09.858	+ 0.176	9:34:10.307	10 -	1:09.730	+ 0.048	9:41:10.763
5 -	1:09.873	+ 0.191	9:35:20.180	11 -	1:10.017	+ 0.335	9:42:20.780
6 -	1:10.313	+ 0.631	9:36:30.493	12 -	1:26.964 P	+ 17.282	9:43:47.744
43	Mick MERCER		Legend 37 Ford Sedan 1250cc				
1 -	1:15.024	+ 4.179	9:30:29.465	7 -	1:12.578	+ 1.733	9:37:42.958
2 -	1:11.924	+ 1.079	9:31:41.389	8 -	1:12.167	+ 1.322	9:38:55.125
3 -	1:10.845		9:32:52.234	9 -	1:13.162	+ 2.317	9:40:08.287
4 -	1:11.793	+ 0.948	9:34:04.027	10 -	1:12.384	+ 1.539	9:41:20.671
5 -	1:12.010	+ 1.165	9:35:16.037	11 -	1:12.304	+ 1.459	9:42:32.975
6 -	1:14.343	+ 3.498	9:36:30.380	12 -	1:12.524	+ 1.679	9:43:45.499
55	Ben POWER		Legend Ford Coupe 1250cc				
1 -	1:15.698	+ 6.785	9:30:13.986	6 -	1:09.771	+ 0.858	9:36:02.405
2 -	1:10.947	+ 2.034	9:31:24.933	7 -	1:10.019	+ 1.106	9:37:12.424
3 -	1:09.772	+ 0.859	9:32:34.705	8 -	1:10.327	+ 1.414	9:38:22.751
4 -	1:08.913		9:33:43.618	9 -	1:41.226 P	+ 32.313	9:40:03.977
5 -	1:09.016	+ 0.103	9:34:52.634				
59	Paul MANSELL		Legend 1934 Ford Coupe 1250cc				
1 -	1:14.812	+ 4.532	9:30:09.406	8 -	1:11.400	+ 1.120	9:38:35.913
2 -	1:13.844	+ 3.564	9:31:23.250	9 -	1:11.015	+ 0.735	9:39:46.928
3 -	1:13.586	+ 3.306	9:32:36.836	10 -	1:11.365	+ 1.085	9:40:58.293
4 -	1:11.481	+ 1.201	9:33:48.317	11 -	1:10.280		9:42:08.573
5 -	1:11.997	+ 1.717	9:35:00.314	12 -	1:10.327	+ 0.047	9:43:18.900
6 -	1:13.250	+ 2.970	9:36:13.564	13 -	1:11.192	+ 0.912	9:44:30.092
7 -	1:10.949	+ 0.669	9:37:24.513				
66	Stephen WHITELEGG		Legend 1934 Ford Sedan 1200cccc				
1 -	1:12.493	+ 3.828	9:30:22.189	7 -	1:08.665		9:37:21.472
2 -	1:11.678	+ 3.013	9:31:33.867	8 -	1:10.425	+ 1.760	9:38:31.897
3 -	1:10.419	+ 1.754	9:32:44.286	9 -	1:09.917	+ 1.252	9:39:41.814
4 -	1:09.551	+ 0.886	9:33:53.837	10 -	1:09.487	+ 0.822	9:40:51.301
5 -	1:09.409	+ 0.744	9:35:03.246	11 -	1:11.163	+ 2.498	9:42:02.464
6 -	1:09.561	+ 0.896	9:36:12.807	12 -	1:23.752	+ 15.087	9:43:26.216
69	Roger COUSINS		Legend Ford Coupe				
1 -	1:16.761	+ 5.301	9:30:26.149	4 -	1:11.460		9:34:02.649
2 -	1:12.869	+ 1.409	9:31:39.018	5 -	1:11.744	+ 0.284	9:35:14.393
3 -	1:12.171	+ 0.711	9:32:51.189	6 -	1:37.722 P	+ 26.262	9:36:52.115
72	Glenn BURTENSHAW		Legend 34 Ford Coupe 1250cc				
1 -	1:12.509	+ 2.226	9:30:27.093	6 -	1:10.283		9:36:23.007
2 -	1:12.182	+ 1.899	9:31:39.275	7 -	1:11.409	+ 1.126	9:37:34.416
3 -	1:11.096	+ 0.813	9:32:50.371	8 -	1:11.241	+ 0.958	9:38:45.657
4 -	1:11.017	+ 0.734	9:34:01.388	9 -	2:14.297 P	+ 1:04.014	9:40:59.954
5 -	1:11.336	+ 1.053	9:35:12.724				
76	David VERNON		Legend 1934 Coupe 1250cc				
1 -	1:49.894 P	- 03:59:04.882	9:31:13.543	2 -	12:48.894 P	- 03:48:05.882	9:44:02.437
99	Brian COOKE		Legend Ford Sedan				
1 -	1:16.438	+ 5.925	9:30:38.644	7 -	1:10.938	+ 0.425	9:37:50.799
2 -	1:12.619	+ 2.106	9:31:51.263	8 -	1:10.513		9:39:01.312
3 -	1:11.806	+ 1.293	9:33:03.069	9 -	1:14.815	+ 4.302	9:40:16.127
4 -	1:14.712	+ 4.199	9:34:17.781	10 -	1:10.933	+ 0.420	9:41:27.060
5 -	1:11.269	+ 0.756	9:35:29.050	11 -	1:10.880	+ 0.367	9:42:37.940
6 -	1:10.811	+ 0.298	9:36:39.861	12 -	1:10.811	+ 0.298	9:43:48.751

Pembrey
Circuit Length = 1.4560 miles
Start: 09:28 End: 09:45

Weather / Track : Cloudy / Dry

Legends Cars Championship

RACE 9 - HEAT 1 - CLASSIFICATION

POS	NO	CL	NAME	ENTRY	LAPS	TIME	GAP	DIFF	MPH	BEST	ON
1	2		Lee FITZPATRICK	Legend Ford Coupe 1250cc	6	6:56.099			75.58	1:07.707	6
2	12		Stephen TREHERNE	Legend Ford 1200cc	6	6:56.984	0.885	0.885	75.42	1:08.431	3
3	19		Lawrence DAVEY	Legend Ford Coupe 1250cc	6	6:57.159	1.060	0.175	75.38	1:08.443	3
4	24		Matthew PAPE	Legend Ford 34 Coupe 1200cc	6	6:57.777	1.678	0.618	75.27	1:08.745	3
5	11		Simon BELCHER	Legend Ford 1200cc	6	6:59.591	3.492	1.814	74.95	1:08.137	3
6	8		Nick BRACE	Ford Ford Coupe 1250cc	6	6:59.875	3.776	0.284	74.90	1:08.226	3
7	32		Peter MORTON	Legend Ford Coupe	6	7:02.324	6.225	2.449	74.46	1:08.816	3
8	66		Stephen WHITELEGG	Legend 1934 Ford Sedan 1200cccc	6	7:03.241	7.142	0.917	74.30	1:09.019	3
9	55		Ben POWER	Legend Ford Coupe 1250cc	6	7:04.844	8.745	1.603	74.02	1:09.215	6
10	1		John HIGGINS	Legend Ford Coupe 1250cc	6	7:05.070	8.971	0.226	73.98	1:07.615	6
11	59		Paul MANSELL	Legend 1934 Ford Coupe 1250cc	6	7:08.147	12.048	3.077	73.45	1:09.876	6
12	72		Glenn BURTENSHAW	Legend 34 Ford Coupe 1250cc	6	7:08.653	12.554	0.506	73.36	1:10.022	6
13	16		Richard POCKLINGTON	Legend Ford Coupe 34 1250cccc	6	7:14.065	17.966	5.412	72.45	1:10.084	6
14	9		Nick BARROW	Legend Ford Coupe	6	7:15.447	19.348	1.382	72.22	1:10.835	3
15	29		Richard CORBETT	Legend Ford Coupe	6	7:15.634	19.535	0.187	72.19	1:10.657	4
16	69		Roger COUSINS	Legend Ford Coupe	6	7:16.927	20.828	1.293	71.97	1:10.389	4
17	43		Mick MERCER	Legend 37 Ford Sedan 1250cc	6	7:17.807	21.708	0.880	71.83	1:11.383	2
18	76		David VERNON	Legend 1934 Coupe 1250cc	6	7:24.793	28.694	6.986	70.70	1:11.571	2
19	99		Brian COOKE	Legend Ford Sedan	4	7:02.950	2 laps	2 laps	49.57		

FASTEST LAP

1	John HIGGINS	Legend Ford Coupe 1250cc	6	1:07.615	77.52 mph	124.75 kph
---	---------------------	--------------------------	---	----------	-----------	------------

Weather / Track : Cloudy / Dry

These results are provisional until the conclusion of any judicial and technical matters.

Pembrey
Circuit Length = 1.4560 miles
Start: 10:54 End: 11:02

Clerk of Course :		Timekeeper :	
-------------------	--	--------------	--

Legends Cars Championship

RACE 9 - HEAT 1 - LAP CHART

Lap 1			Lap 2			Lap 3			Lap 4			Lap 5		
No	Behind	Laptime	No	Behind	Laptime	No	Behind	Laptime	No	Behind	Laptime	No	Behind	Laptime
12		1:11.909	19		1:09.274	19		1:08.443	19		1:08.970	19		1:09.309
19	0.288	1:12.197	12	0.084	1:09.646	12	0.072	1:08.431	12	0.077	1:08.975	12	0.096	1:09.328
24	0.368	1:12.277	24	0.181	1:09.375	2	0.325	1:08.430	2	0.166	1:08.811	2	0.199	1:09.342
2	0.575	1:12.484	2	0.338	1:09.325	24	0.483	1:08.745	24	0.362	1:08.849	24	0.273	1:09.220
66	1.737	1:13.646	66	1.640	1:09.465	66	2.216	1:09.019	8	2.322	1:08.787	11	1.937	1:08.627
59	2.532	1:14.441	8	2.722	1:09.494	8	2.505	1:08.226	11	2.619	1:08.247	8	2.208	1:09.195
16	2.594	1:14.503	32	3.529	1:10.088	11	3.342	1:08.137	32	3.761	1:08.829	32	4.260	1:09.808
8	2.790	1:14.699	11	3.648	1:10.084	32	3.902	1:08.816	66	4.581	1:11.335	66	4.726	1:09.454
32	3.003	1:14.912	16	3.881	1:10.849	55	6.214	1:10.028	55	7.026	1:09.782	55	7.436	1:09.719
11	3.126	1:15.035	59	4.209	1:11.239	59	7.803	1:12.037	59	9.079	1:10.246	1	9.262	1:08.641
72	3.470	1:15.379	1	4.263	1:09.638	72	8.132	1:11.690	72	9.354	1:10.192	59	10.078	1:10.308
55	3.656	1:15.565	55	4.629	1:10.535	1	9.875	1:14.055	1	9.930	1:09.025	72	10.438	1:10.393
1	4.187	1:16.096	72	4.885	1:10.977	43	10.427	1:11.675	9	12.844	1:11.047	29	15.474	1:11.131
43	5.374	1:17.283	43	7.195	1:11.383	9	10.767	1:10.835	43	13.602	1:12.145	9	15.634	1:12.099
99	5.791	1:17.700	76	8.067	1:11.571	29	11.965	1:11.103	29	13.652	1:10.657	16	15.788	1:10.818
76	6.058	1:17.967	9	8.375	1:11.308	69	12.598	1:10.883	69	14.017	1:10.389	69	17.072	1:12.364
9	6.629	1:18.538	29	9.305	1:11.715	16	12.847	1:17.409	16	14.279	1:10.402	43	17.408	1:13.115
69	6.950	1:18.859	69	10.158	1:12.770	76	13.135	1:13.511	76	19.260	1:15.095	76	22.491	1:12.540
29	7.152	1:19.061	99	44.547	1:48.318 P				99	1 LAP	2:12.509 P			

Legends Cars Championship
RACE 9 - HEAT 1 - LAP CHART

Lap 6		
No	Behind	Laptime
2		1:07.707
12	0.885	1:08.695
19	1.060	1:08.966
24	1.678	1:09.311
11	3.492	1:09.461
8	3.776	1:09.474
32	6.225	1:09.871
99	2 LAPS	1:44.423 P
66	7.142	1:10.322
55	8.745	1:09.215
1	8.971	1:07.615
59	12.048	1:09.876
72	12.554	1:10.022
16	17.966	1:10.084
9	19.348	1:11.620
29	19.535	1:11.967
69	20.828	1:11.662
43	21.708	1:12.206
76	28.694	1:14.109

Legends Cars Championship

RACE 12 - HEAT 2 - CLASSIFICATION

POS	NO	CL	NAME	ENTRY	LAPS	TIME	GAP	DIFF	MPH	BEST	ON
1	2		Lee FITZPATRICK	Legend Ford Coupe 1250cc	6	6:50.826			76.55	1:07.858	3
2	1		John HIGGINS	Legend Ford Coupe 1250cc	6	6:51.400	0.574	0.574	76.44	1:07.564	5
3	19		Lawrence DAVEY	Legend Ford Coupe 1250cc	6	6:53.449	2.623	2.049	76.06	1:08.191	2
4	8		Nick BRACE	Ford Ford Coupe 1250cc	6	6:53.789	2.963	0.340	76.00	1:08.146	4
5	11		Simon BELCHER	Legend Ford 1200cc	6	6:55.373	4.547	1.584	75.71	1:07.999	5
6	55		Ben POWER	Legend Ford Coupe 1250cc	6	6:59.454	8.628	4.081	74.97	1:08.778	3
7	32		Peter MORTON	Legend Ford Coupe	6	7:00.909	10.083	1.455	74.71	1:08.964	3
8	16		Richard POCKLINGTON	Legend Ford Coupe 34 1250cccc	6	7:01.316	10.490	0.407	74.64	1:08.658	6
9	66		Stephen WHITELEGG	Legend 1934 Ford Sedan 1200cccc	6	7:02.768	11.942	1.452	74.38	1:09.375	4
10	59		Paul MANSELL	Legend 1934 Ford Coupe 1250cc	6	7:11.692	20.866	8.924	72.85	1:10.310	2
11	72		Glenn BURTENSHAW	Legend 34 Ford Coupe 1250cc	6	7:11.760	20.934	0.068	72.84	1:11.354	4
12	69		Roger COUSINS	Legend Ford Coupe	6	7:14.667	23.841	2.907	72.35	1:11.199	3
13	29		Richard CORBETT	Legend Ford Coupe	6	7:15.162	24.336	0.495	72.27	1:10.424	2
14	9		Nick BARROW	Legend Ford Coupe	6	7:15.527	24.701	0.365	72.21	1:10.412	4
15	43		Mick MERCER	Legend 37 Ford Sedan 1250cc	6	7:20.873	30.047	5.346	71.33	1:11.882	5
16	76		David VERNON	Legend 1934 Coupe 1250cc	6	7:22.719	31.893	1.846	71.03	1:12.390	5
17	12		Stephen TREHERNE	Legend Ford 1200cc	4	7:24.588	2 laps	2 laps	47.15	1:11.700	2
NOT CLASSIFIED											
DNF	24		Matthew PAPE	Legend Ford 34 Coupe 1200cc	5	5:46.276	1 lap	0.000	75.68	1:07.505	3
DNF	99		Brian COOKE	Legend Ford Sedan	2	2:55.170	4 laps	3 laps	59.84		
FASTEST LAP											
	24		Matthew PAPE	Legend Ford 34 Coupe 1200cc	3	1:07.505		77.64 mph		124.96 kph	

Weather / Track : Cloudy / Dry

These results are provisional until the conclusion of any judicial and technical matters.

Pembrey
Circuit Length = 1.4560 miles
Start: 13:33 End: 13:41

Clerk of Course :

Timekeeper :

Legends Cars Championship
RACE 12 - HEAT 2 - LAP CHART

Lap 1			Lap 2			Lap 3			Lap 4			Lap 5		
No	Behind	Laptime	No	Behind	Laptime	No	Behind	Laptime	No	Behind	Laptime	No	Behind	Laptime
1		1:10.766	2		1:08.278	2		1:07.858	2		1:07.918	2		1:07.860
2	0.206	1:10.972	1	0.177	1:08.661	1	0.510	1:08.191	1	0.435	1:07.843	1	0.139	1:07.564
19	0.772	1:11.538	19	0.479	1:08.191	19	0.959	1:08.338	19	1.255	1:08.214	19	1.665	1:08.270
8	1.017	1:11.783	8	0.991	1:08.458	8	1.331	1:08.198	8	1.559	1:08.146	8	2.272	1:08.573
72	2.464	1:13.230	11	2.387	1:08.353	11	2.609	1:08.080	24	2.903	1:07.816	11	3.248	1:07.999
11	2.518	1:13.284	55	3.101	1:08.948	24	3.005	1:07.505	11	3.109	1:08.418	24	3.390	1:08.347
55	2.637	1:13.403	24	3.358	1:08.714	55	4.021	1:08.778	55	5.163	1:09.060	55	6.910	1:09.607
66	2.665	1:13.431	32	4.719	1:10.181	32	5.825	1:08.964	32	7.330	1:09.423	32	8.522	1:09.052
32	3.022	1:13.788	66	5.038	1:10.857	16	7.044	1:09.605	16	8.463	1:09.337	16	9.772	1:09.169
24	3.128	1:13.894	16	5.297	1:10.369	66	7.109	1:09.929	66	8.566	1:09.375	66	10.219	1:09.513
16	3.412	1:14.178	72	6.102	1:12.122	59	9.437	1:10.425	59	12.902	1:11.383	72	16.890	1:11.535
59	5.044	1:15.810	59	6.870	1:10.310	72	9.779	1:11.535	72	13.215	1:11.354	59	17.340	1:12.298
69	5.349	1:16.115	69	8.595	1:11.730	69	11.936	1:11.199	69	15.458	1:11.440	69	19.271	1:11.673
9	5.566	1:16.332	29	8.771	1:10.424	29	12.155	1:11.242	9	15.622	1:10.412	9	19.394	1:11.632
43	6.446	1:17.212	9	9.907	1:12.825	9	13.128	1:11.079	29	16.154	1:11.917	29	19.842	1:11.548
99	6.542	1:17.308	76	11.916	1:12.661	43	17.647	1:12.517	43	21.696	1:11.967	43	25.718	1:11.882
29	6.831	1:17.597	43	12.988	1:15.026	76	17.780	1:13.722	76	22.497	1:12.635	76	27.027	1:12.390
76	7.739	1:18.505	99	35.920	1:37.862 P	12	2 LAPS	3:49.279	12	2 LAPS	1:11.700	12	2 LAPS	1:11.820

Legends Cars Championship
RACE 12 - HEAT 2 - LAP CHART

Lap 6		
No	Behind	Laptime
2		1:07.940
1	0.574	1:08.375
19	2.623	1:08.898
8	2.963	1:08.631
11	4.547	1:09.239
55	8.628	1:09.658
32	10.083	1:09.501
16	10.490	1:08.658
66	11.942	1:09.663
59	20.866	1:11.466
72	20.934	1:11.984
69	23.841	1:12.510
29	24.336	1:12.434
9	24.701	1:13.247
43	30.047	1:12.269
76	31.893	1:12.806
12	2 LAPS	1:11.789

Legends Cars Championship

RACE 17 - FINAL - CLASSIFICATION

POS	NO	CL	NAME	ENTRY	LAPS	TIME	GAP	DIFF	MPH	BEST	ON
1	11		Simon BELCHER	Legend Ford 1200cc	8	9:10.816			76.12	1:07.771	3
2	1		John HIGGINS	Legend Ford Coupe 1250cc	8	9:10.996	0.180	0.180	76.10	1:07.725	6
3	12		Stephen TREHERNE	Legend Ford 1200cc	8	9:11.103	0.287	0.107	76.08	1:08.248	5
4	24		Matthew PAPE	Legend Ford 34 Coupe 1200cc	8	9:11.280	0.464	0.177	76.06	1:08.199	6
5	19		Lawrence DAVEY	Legend Ford Coupe 1250cc	8	9:14.525	3.709	3.245	75.61	1:08.258	3
6	16		Richard POCKLINGTON	Legend Ford Coupe 34 1250cccc	8	9:14.820	4.004	0.295	75.57	1:08.702	5
7	8		Nick BRACE	Ford Ford Coupe 1250cc	8	9:15.567	4.751	0.747	75.47	1:07.681	6
8	66		Stephen WHITELEGG	Legend 1934 Ford Sedan 1200cccc	8	9:20.262	9.446	4.695	74.84	1:09.034	6
9	55		Ben POWER	Legend Ford Coupe 1250cc	8	9:23.419	12.603	3.157	74.42	1:09.157	3
10	2		Lee FITZPATRICK	Legend Ford Coupe 1250cc	8	9:24.311	13.495	0.892	74.30	1:07.448	8
11	59		Paul MANSELL	Legend 1934 Ford Coupe 1250cc	8	9:27.261	16.445	2.950	73.92	1:09.920	2
12	69		Roger COUSINS	Legend Ford Coupe	8	9:42.754	31.938	15.493	71.95	1:10.871	3
13	9		Nick BARROW	Legend Ford Coupe	8	9:42.945	32.129	0.191	71.93	1:11.035	4
14	72		Glenn BURTENSHAW	Legend 34 Ford Coupe 1250cc	8	9:43.688	32.872	0.743	71.84	1:11.018	8
15	43		Mick MERCER	Legend 37 Ford Sedan 1250cc	8	9:45.348	34.532	1.660	71.63	1:11.317	8
16	76		David VERNON	Legend 1934 Coupe 1250cc	8	9:54.106	43.290	8.758	70.58	1:13.028	4
17	29		Richard CORBETT	Legend Ford Coupe	8	9:58.280	47.464	4.174	70.08	1:10.584	3
18	99		Brian COOKE	Legend Ford Sedan	8	10:02.281	51.465	4.001	69.62	1:11.217	4

NOT CLASSIFIED

DNF	32		Peter MORTON	Legend Ford Coupe	4	5:06.369	4 laps	4 laps	68.43	1:09.910	3
-----	----	--	---------------------	-------------------	---	----------	---------------	--------	-------	----------	---

FASTEST LAP

2			Lee FITZPATRICK	Legend Ford Coupe 1250cc	8	1:07.448		77.71 mph		125.06 kph	
---	--	--	------------------------	--------------------------	---	----------	--	-----------	--	------------	--

Weather / Track : Cloudy / Dry

These results are provisional until the conclusion of any judicial and technical matters.

Pembrey
Circuit Length = 1.4560 miles
Start: 15:57 End: 16:07

Clerk of Course :

Timekeeper :

Legends Cars Championship
RACE 17 - FINAL - LAP CHART

Lap 1			Lap 2			Lap 3			Lap 4			Lap 5		
No	Behind	Laptime	No	Behind	Laptime	No	Behind	Laptime	No	Behind	Laptime	No	Behind	Laptime
24		1:10.147	12		1:08.729	24		1:08.639	12		1:08.272	12		1:08.248
12	0.244	1:10.391	24	0.072	1:09.045	12	0.138	1:08.849	11	0.570	1:08.478	11	0.104	1:07.782
1	0.346	1:10.493	1	0.177	1:08.804	1	0.223	1:08.757	1	0.979	1:09.166	1	0.765	1:08.034
16	1.288	1:11.435	11	1.442	1:08.289	11	0.502	1:07.771	24	1.055	1:09.465	24	1.105	1:08.298
11	2.126	1:12.273	16	1.719	1:09.404	19	2.346	1:08.258	19	2.338	1:08.402	19	3.489	1:09.399
66	2.485	1:12.632	19	2.799	1:08.987	16	2.765	1:09.757	16	3.112	1:08.757	16	3.566	1:08.702
19	2.785	1:12.932	66	3.416	1:09.904	66	3.990	1:09.285	8	5.005	1:08.355	8	5.668	1:08.911
59	4.113	1:14.260	59	5.060	1:09.920	8	5.060	1:08.629	66	5.194	1:09.614	66	6.323	1:09.377
8	5.599	1:15.746	8	5.142	1:08.516	59	6.619	1:10.270	59	8.658	1:10.449	55	10.062	1:09.618
55	6.704	1:16.851	55	6.896	1:09.165	55	7.342	1:09.157	55	8.692	1:09.760	59	11.065	1:10.655
99	7.022	1:17.169	99	9.444	1:11.395	99	12.164	1:11.431	99	14.971	1:11.217	2	16.881	1:09.322
69	7.542	1:17.689	69	10.976	1:12.407	69	13.136	1:10.871	69	15.730	1:11.004	69	21.251	1:13.769
9	8.544	1:18.691	29	11.847	1:12.062	29	13.720	1:10.584	2	15.807	1:08.897	9	21.506	1:11.828
43	8.708	1:18.855	9	12.354	1:12.783	9	15.301	1:11.658	29	16.413	1:11.103	99	25.011	1:18.288
29	8.758	1:18.905	72	13.207	1:13.273	2	15.320	1:08.907	9	17.926	1:11.035	72	25.233	1:11.905
72	8.907	1:19.054	43	13.414	1:13.679	72	17.541	1:13.045	72	21.576	1:12.445	43	26.010	1:12.416
76	9.273	1:19.420	76	13.607	1:13.307	43	17.831	1:13.128	43	21.842	1:12.421	76	27.993	1:13.439
2	15.966	1:26.113	2	15.124	1:08.131	76	18.184	1:13.288	76	22.802	1:13.028	29	37.943	1:29.778
32	16.453	1:26.600	32	17.810	1:10.330	32	19.009	1:09.910	32	30.128	1:19.529 P			

Legends Cars Championship

RACE 17 - FINAL - LAP CHART

Lap 6			Lap 7			Lap 8		
No	Behind	Laptime	No	Behind	Laptime	No	Behind	Laptime
12		1:08.355	11		1:09.059	11		1:08.867
11	0.046	1:08.297	1	0.072	1:09.042	1	0.180	1:08.975
1	0.135	1:07.725	12	0.439	1:09.544	12	0.287	1:08.715
24	0.949	1:08.199	24	0.685	1:08.841	24	0.464	1:08.646
19	3.667	1:08.533	19	3.352	1:08.790	19	3.709	1:09.224
16	4.040	1:08.829	16	3.902	1:08.967	16	4.004	1:08.969
8	4.994	1:07.681	8	4.063	1:08.174	8	4.751	1:09.555
66	7.002	1:09.034	66	8.023	1:10.126	66	9.446	1:10.290
55	11.250	1:09.543	55	11.847	1:09.702	55	12.603	1:09.623
59	13.173	1:10.463	59	14.846	1:10.778	2	13.495	1:07.448
2	16.317	1:07.791	2	14.914	1:07.702	59	16.445	1:10.466
69	26.154	1:13.258	69	28.990	1:11.941	69	31.938	1:11.815
9	26.351	1:13.200	9	29.233	1:11.987	9	32.129	1:11.763
72	28.313	1:11.435	72	30.721	1:11.513	72	32.872	1:11.018
43	29.564	1:11.909	43	32.082	1:11.623	43	34.532	1:11.317
76	33.312	1:13.674	76	38.063	1:13.856	76	43.290	1:14.094
29	41.608	1:12.020	29	44.923	1:12.420	29	47.464	1:11.408
99	44.802	1:28.146	99	47.804	1:12.107	99	51.465	1:12.528

Welsh Sports & Saloon Car Championship
QUALIFYING - RACE 2 - CLASSIFICATION

POS	NO	CL	NAME	ENTRY	TIME	ON	LAPS	GAP	DIFF	MPH
1	23	A	Alvin POWELL	Ford Mondeo 2000cc	1:00.257	6	9			86.98
2	42	D	Michael RIORDAN	Rover . 2000cc	1:00.296	5	14	0.039	0.039	86.93
3	33	D	Kenneth RATTENBURY	Ginetta G50 3500cc	1:00.766	9	13	0.509	0.470	86.25
4	3	D	David LONGHURST	Peugeot 206 2000cc	1:01.693	8	12	1.436	0.927	84.96
5	1	D	Rhys LLOYD	Seat Leon Cupra R 1996cc	1:02.501	6	11	2.244	0.808	83.86
6	80	D	David KRAYEM	Ginetta G50 3500cc	1:02.627	13	13	2.370	0.126	83.69
7	39	D	John MORRIS	Peugeot 206 2000cc	1:03.024	5	12	2.767	0.397	83.16
8	59	C	Geraint REES	Westfield SEi 1998cc	1:04.465	9	12	4.208	1.441	81.30
9	47	C	Piers GRANGE	Ford Sierra XR8 5600cc	1:04.583	8	13	4.326	0.118	81.16
10	17	B	Nicholas JONES	Renault Clio 1987cc	1:04.941	7	9	4.684	0.358	80.71
11	99	B	Paul TROWBRIDGE	Ginetta G20 1800cc	1:05.629	10	12	5.372	0.688	79.86
12	58	B	Neil WATTS	Westfield SEiW 1800cc	1:05.663	11	12	5.406	0.034	79.82
13	51	D	Gareth SMITH	Toyota Starlet 1700cc	1:07.209	9	10	6.952	1.546	77.98
14	22	C	Mark JENKINS	Volkswagen GTi 2000cc	1:07.767	12	12	7.510	0.558	77.34
15	8	A	Nigel BOWEN	Porsche 911 3600cc	1:10.900	5	5	10.643	3.133	73.92
16	88	A	Chris MORRIS	Suzuki Ignis Sport 1490cc	1:11.975	10	11	11.718	1.075	72.82
17	5	A	Kareem ELSORAFY	Rover 216 GTI 1.6cc	1:13.360	8	10	13.103	1.385	71.45
18	15	A	Philip BENDALL	Ford Fiesta	1:13.389	8	10	13.132	0.029	71.42
19	45	A	Adrian CHAPMAN	Raw Striker 1597cc	1:18.878	7	11	18.621	5.489	66.45
20	26	A	Glynn Jones	Alfa Romeo 33 1500cc	1:19.659	10	11	19.402	0.781	65.80

Car 23 Please fit timing transponder

Weather / Track : Bright / Dry

These results are provisional until the conclusion of any judicial and technical matters.

Pembrey
 Circuit Length = 1.4560 miles
 Start: 10:09 End: 10:26

Clerk of Course :		Timekeeper :
-------------------	--	--------------

Welsh Sports & Saloon Car Championship

QUALIFYING - RACE 2 - LAP ANALYSIS

1	Rhys LLOYD		D Seat Leon Cupra R 1996cc				
1 -	1:15.003	+ 12.502	10:11:26.116	7 -	1:02.710	+ 0.209	10:18:26.639
2 -	1:08.629	+ 6.128	10:12:34.745	8 -	1:23.938	+ 21.437	10:19:50.577
3 -	1:15.694 P	+ 13.193	10:13:50.439	9 -	1:05.869	+ 3.368	10:20:56.446
4 -	9.192 D	+ -53.309	10:13:59.631	10 -	1:05.488	+ 2.987	10:22:01.934
5 -	2:21.797	+ 1:19.296	10:16:21.428	11 -	1:12.671 P	+ 10.170	10:23:14.605
6 -	1:02.501		10:17:23.929				
3	David LONGHURST		D Peugeot 206 2000cc				
1 -	1:06.380	+ 4.687	10:13:12.215	7 -	1:02.556	+ 0.863	10:19:37.511
2 -	1:07.786	+ 6.093	10:14:20.001	8 -	1:01.693		10:20:39.204
3 -	1:02.920	+ 1.227	10:15:22.921	9 -	1:05.404	+ 3.711	10:21:44.608
4 -	1:04.384	+ 2.691	10:16:27.305	10 -	1:02.781	+ 1.088	10:22:47.389
5 -	1:02.366	+ 0.673	10:17:29.671	11 -	1:03.058	+ 1.365	10:23:50.447
6 -	1:05.284	+ 3.591	10:18:34.955	12 -	1:02.222	+ 0.529	10:24:52.669
5	Kareem ELSORAFY		A Rover 216 GTI 1.6cc				
1 -	1:36.004	+ 22.644	10:12:11.587	6 -	1:20.010	+ 6.650	10:19:03.242
2 -	1:36.196	+ 22.836	10:13:47.783	7 -	1:14.546	+ 1.186	10:20:17.788
3 -	1:23.423	+ 10.063	10:15:11.206	8 -	1:13.360		10:21:31.148
4 -	1:17.165	+ 3.805	10:16:28.371	9 -	1:18.560	+ 5.200	10:22:49.708
5 -	1:14.861	+ 1.501	10:17:43.232	10 -	2:08.541	+ 55.181	10:24:58.249
8	Nigel BOWEN		A Porsche 911 3600cc				
1 -	1:28.599	+ 17.699	10:14:59.657	4 -	1:13.424	+ 2.524	10:22:59.909
2 -	1:33.850 P	+ 22.950	10:16:33.507	5 -	1:10.900		10:24:10.809
3 -	5:12.978	+ 4:02.078	10:21:46.485				
15	Philip BENDALL		A Ford Fiesta				
1 -	1:24.965	+ 11.576	10:11:44.017	6 -	1:14.281	+ 0.892	10:18:03.512
2 -	1:17.001	+ 3.612	10:13:01.018	7 -	1:13.430	+ 0.041	10:19:16.942
3 -	1:19.223	+ 5.834	10:14:20.241	8 -	1:13.389		10:20:30.331
4 -	1:14.904	+ 1.515	10:15:35.145	9 -	1:19.794	+ 6.405	10:21:50.125
5 -	1:14.086	+ 0.697	10:16:49.231	10 -	1:35.365 P	+ 21.976	10:23:25.490
17	Nicholas JONES		B Renault Clio 1987cc				
1 -	1:18.773	+ 13.832	10:11:21.765	6 -	1:05.847	+ 0.906	10:17:05.973
2 -	1:13.870	+ 8.929	10:12:35.635	7 -	1:04.941		10:18:10.914
3 -	1:09.418	+ 4.477	10:13:45.053	8 -	1:06.214	+ 1.273	10:19:17.128
4 -	1:09.139	+ 4.198	10:14:54.192	9 -	1:26.678 P	+ 21.737	10:20:43.806
5 -	1:05.934	+ 0.993	10:16:00.126				
22	Mark JENKINS		C Volkswagen GTi 2000cc				
1 -	1:22.847	+ 15.080	10:11:25.053	7 -	1:11.126	+ 3.359	10:19:44.862
2 -	1:19.216	+ 11.449	10:12:44.269	8 -	1:11.210	+ 3.443	10:20:56.072
3 -	1:15.701	+ 7.934	10:13:59.970	9 -	1:08.664	+ 0.897	10:22:04.736
4 -	1:15.457	+ 7.690	10:15:15.427	10 -	1:10.906	+ 3.139	10:23:15.642
5 -	1:33.321 P	+ 25.554	10:16:48.748	11 -	1:07.971	+ 0.204	10:24:23.613
6 -	1:44.988	+ 37.221	10:18:33.736	12 -	1:07.767		10:25:31.380
23	Alvin POWELL		A Ford Mondeo 2000cc				
1 -	2:44.178	+ 1:43.921	10:12:43.835	6 -	1:00.257		10:18:16.677
2 -	1:15.796	+ 15.539	10:13:59.631	7 -	2:02.407	+ 1:02.150	10:20:19.084
3 -	1:13.439	+ 13.182	10:15:13.070	8 -	3:43.743	+ 2:43.486	10:24:02.827
4 -	1:02.644	+ 2.387	10:16:15.714	9 -	1:00.943	+ 0.686	10:25:03.770
5 -	1:00.706	+ 0.449	10:17:16.420				
26	Glynne JONES		A Alfa Romeo 33 1500cc				
1 -	1:27.182	+ 7.523	10:11:38.723	7 -	1:21.654	+ 1.995	10:20:08.652
2 -	1:20.558	+ 0.899	10:12:59.281	8 -	1:20.911	+ 1.252	10:21:29.563
3 -	1:25.397	+ 5.738	10:14:24.678	9 -	1:19.901	+ 0.242	10:22:49.464
4 -	1:23.372	+ 3.713	10:15:48.050	10 -	1:19.659		10:24:09.123
5 -	1:20.313	+ 0.654	10:17:08.363	11 -	1:21.237	+ 1.578	10:25:30.360

Car 23 Please fit timing transponder

Weather / Track : Bright / Dry

www.tsl-timing.com

Pembrey
Circuit Length = 1.4560 miles
Start: 10:09 End: 10:26

Page 1 of 3

Printed - 10.34 Saturday, 17 October 2009

Welsh Sports & Saloon Car Championship

QUALIFYING - RACE 2 - LAP ANALYSIS

6 -	1:38.635	+ 18.976	10:18:46.998			
33	Kenneth RATTENBURY		D		Ginetta G50 3500cc	
1 -	1:28.065	+ 27.299	10:11:53.133	8 -	1:01.647	+ 0.881 10:19:35.672
2 -	1:15.180	+ 14.414	10:13:08.313	9 -	1:00.766	10:20:36.438
3 -	1:09.325	+ 8.559	10:14:17.638	10 -	1:22.308 P	+ 21.542 10:21:58.746
4 -	1:02.793	+ 2.027	10:15:20.431	11 -	1:29.746	+ 28.980 10:23:28.492
5 -	1:04.881	+ 4.115	10:16:25.312	12 -	1:01.380	+ 0.614 10:24:29.872
6 -	1:02.236	+ 1.470	10:17:27.548	13 -	1:01.714	+ 0.948 10:25:31.586
7 -	1:06.477	+ 5.711	10:18:34.025			
39	John MORRIS		D		Peugeot 206 2000cc	
1 -	1:08.966	+ 5.942	10:13:15.934	7 -	1:04.091	+ 1.067 10:20:00.393
2 -	1:13.812	+ 10.788	10:14:29.746	8 -	1:03.686	+ 0.662 10:21:04.079
3 -	1:08.746	+ 5.722	10:15:38.492	9 -	1:03.810	+ 0.786 10:22:07.889
4 -	1:04.089	+ 1.065	10:16:42.581	10 -	1:05.066	+ 2.042 10:23:12.955
5 -	1:03.024		10:17:45.605	11 -	1:06.509	+ 3.485 10:24:19.464
6 -	1:10.697	+ 7.673	10:18:56.302	12 -	1:39.731 P	+ 36.707 10:25:59.195
42	Michael RIORDAN		D		Rover . 2000cc	
1 -	1:13.610	+ 13.314	10:11:30.590	8 -	1:01.956	+ 1.660 10:19:00.670
2 -	1:09.614	+ 9.318	10:12:40.204	9 -	1:01.704	+ 1.408 10:20:02.374
3 -	1:07.092	+ 6.796	10:13:47.296	10 -	1:02.935	+ 2.639 10:21:05.309
4 -	1:05.048	+ 4.752	10:14:52.344	11 -	1:02.844	+ 2.548 10:22:08.153
5 -	1:00.296		10:15:52.640	12 -	1:03.841	+ 3.545 10:23:11.994
6 -	1:01.813	+ 1.517	10:16:54.453	13 -	1:01.465	+ 1.169 10:24:13.459
7 -	1:04.261	+ 3.965	10:17:58.714	14 -	1:03.219	+ 2.923 10:25:16.678
45	Adrian CHAPMAN		A		Raw Striker 1597cc	
1 -	1:32.993	+ 14.115	10:12:07.461	7 -	1:18.878	10:20:21.432
2 -	1:23.914	+ 5.036	10:13:31.375	8 -	1:23.474	+ 4.596 10:21:44.906
3 -	1:28.400	+ 9.522	10:14:59.775	9 -	1:20.610	+ 1.732 10:23:05.516
4 -	1:20.768	+ 1.890	10:16:20.543	10 -	1:22.553	+ 3.675 10:24:28.069
5 -	1:21.286	+ 2.408	10:17:41.829	11 -	1:21.528	+ 2.650 10:25:49.597
6 -	1:20.725	+ 1.847	10:19:02.554			
47	Piers GRANGE		C		Ford Sierra XR8 5600cc	
1 -	1:18.920	+ 14.337	10:11:24.242	8 -	1:04.583	10:19:24.139
2 -	1:17.264	+ 12.681	10:12:41.506	9 -	1:38.318	+ 33.735 10:21:02.457
3 -	1:10.154	+ 5.571	10:13:51.660	10 -	1:05.030	+ 0.447 10:22:07.487
4 -	1:08.228	+ 3.645	10:14:59.888	11 -	1:05.142	+ 0.559 10:23:12.629
5 -	1:07.369	+ 2.786	10:16:07.257	12 -	1:06.209	+ 1.626 10:24:18.838
6 -	1:06.995	+ 2.412	10:17:14.252	13 -	1:04.725	+ 0.142 10:25:23.563
7 -	1:05.304	+ 0.721	10:18:19.556			
51	Gareth SMITH		D		Toyota Starlet 1700cc	
1 -	1:17.478	+ 10.269	10:11:36.063	6 -	1:09.292	+ 2.083 10:20:26.032
2 -	1:11.513	+ 4.304	10:12:47.576	7 -	1:12.527	+ 5.318 10:21:38.559
3 -	1:12.610	+ 5.401	10:14:00.186	8 -	1:07.617	+ 0.408 10:22:46.176
4 -	1:25.009 P	+ 17.800	10:15:25.195	9 -	1:07.209	10:23:53.385
5 -	3:51.545	+ 2:44.336	10:19:16.740	10 -	1:08.059	+ 0.850 10:25:01.444
58	Neil WATTS		B		Westfield SEiW 1800cc	
1 -	1:32.445	+ 26.782	10:12:05.877	7 -	1:06.007	+ 0.344 10:19:08.929
2 -	1:20.724	+ 15.061	10:13:26.601	8 -	1:06.726	+ 1.063 10:20:15.655
3 -	1:10.389	+ 4.726	10:14:36.990	9 -	1:07.798	+ 2.135 10:21:23.453
4 -	1:11.006	+ 5.343	10:15:47.996	10 -	1:06.002	+ 0.339 10:22:29.455
5 -	1:07.680	+ 2.017	10:16:55.676	11 -	1:05.663	10:23:35.118
6 -	1:07.246	+ 1.583	10:18:02.922	12 -	1:06.188	+ 0.525 10:24:41.306
59	Geraint REES		C		Westfield SEi 1998cc	
1 -	1:32.458	+ 27.993	10:12:04.484	7 -	1:04.595	+ 0.130 10:19:03.574
2 -	1:21.022	+ 16.557	10:13:25.506	8 -	1:04.746	+ 0.281 10:20:08.320
3 -	1:10.522	+ 6.057	10:14:36.028	9 -	1:04.465	10:21:12.785

Car 23 Please fit timing transponder

Weather / Track : Bright / Dry

www.tsl-timing.com

Pembrey
Circuit Length = 1.4560 miles
Start: 10:09 End: 10:26

Welsh Sports & Saloon Car Championship
QUALIFYING - RACE 2 - LAP ANALYSIS

4 -	1:09.615	+ 5.150	10:15:45.643	10 -	1:16.234	+ 11.769	10:22:29.019
5 -	1:05.438	+ 0.973	10:16:51.081	11 -	1:05.109	+ 0.644	10:23:34.128
6 -	1:07.898	+ 3.433	10:17:58.979	12 -	1:06.928	+ 2.463	10:24:41.056
80	David KRAYEM		D		Ginetta G50 3500cc		
1 -	1:28.976	+ 26.349	10:11:51.307	8 -	1:02.692	+ 0.065	10:19:47.307
2 -	1:15.788	+ 13.161	10:13:07.095	9 -	1:08.191	+ 5.564	10:20:55.498
3 -	1:13.437	+ 10.810	10:14:20.532	10 -	1:03.122	+ 0.495	10:21:58.620
4 -	1:05.355	+ 2.728	10:15:25.887	11 -	1:04.386	+ 1.759	10:23:03.006
5 -	1:04.565	+ 1.938	10:16:30.452	12 -	1:05.992	+ 3.365	10:24:08.998
6 -	1:09.372	+ 6.745	10:17:39.824	13 -	1:02.627		10:25:11.625
7 -	1:04.791	+ 2.164	10:18:44.615				
88	Chris MORRIS		A		Suzuki Ignis Sport 1490cc		
1 -	1:37.284	+ 25.309	10:12:13.619	7 -	1:12.426	+ 0.451	10:19:56.698
2 -	1:25.904	+ 13.929	10:13:39.523	8 -	1:13.087	+ 1.112	10:21:09.785
3 -	1:19.782	+ 7.807	10:14:59.305	9 -	1:12.067	+ 0.092	10:22:21.852
4 -	1:14.638	+ 2.663	10:16:13.943	10 -	1:11.975		10:23:33.827
5 -	1:12.444	+ 0.469	10:17:26.387	11 -	1:13.034	+ 1.059	10:24:46.861
6 -	1:17.885	+ 5.910	10:18:44.272				
99	Paul TROWBRIDGE		B		Ginetta G20 1800cc		
1 -	1:27.647	+ 22.018	10:11:58.134	7 -	1:07.838	+ 2.209	10:18:57.383
2 -	1:14.805	+ 9.176	10:13:12.939	8 -	1:07.177	+ 1.548	10:20:04.560
3 -	1:10.913	+ 5.284	10:14:23.852	9 -	1:05.728	+ 0.099	10:21:10.288
4 -	1:10.044	+ 4.415	10:15:33.896	10 -	1:05.629		10:22:15.917
5 -	1:08.180	+ 2.551	10:16:42.076	11 -	1:10.459	+ 4.830	10:23:26.376
6 -	1:07.469	+ 1.840	10:17:49.545	12 -	1:25.723 P	+ 20.094	10:24:52.099

Car 23 Please fit timing transponder

Weather / Track : Bright / Dry

www.tsl-timing.com


Page 3 of 3

Pembrey
 Circuit Length = 1.4560 miles
 Start: 10:09 End: 10:26

Printed - 10.34 Saturday, 17 October 2009

Welsh Sports & Saloon Car Championship

RACE 2 - GRID

ROW 10	1:18.878 45 Adrian CHAPMAN	1:19.659 26 Glynne JONES
ROW 9	1:13.360 5 Kareem ELSORAFY	1:13.389 15 Philip BENDALL
ROW 8	1:10.900 8 Nigel BOWEN	1:11.975 88 Chris MORRIS
ROW 7	1:07.209 51 Gareth SMITH	1:07.767 22 Mark JENKINS
ROW 6	1:05.629 99 Paul TROWBRIDGE	1:05.663 58 Neil WATTS
ROW 5	1:04.583 47 Piers GRANGE	1:04.941 17 Nicholas JONES
ROW 4	1:03.024 39 John MORRIS	1:04.465 59 Geraint REES
ROW 3	1:02.501 1 Rhys LLOYD	1:02.627 80 David KRAYEM
ROW 2	1:00.766 33 Kenneth RATTENBURY	1:01.693 3 David LONGHURST
ROW 1	1:00.257 23 Alvin POWELL Transponder Required	1:00.296 42 Michael RIORDAN
Pole		
		

Pembrey
Circuit Length = 1.4560 miles

These results are provisional until the conclusion of any judicial and technical matters.

Clerk of Course :		Timekeeper :

Welsh Sports & Saloon Car Championship

RACE 2 - RESTART - CLASSIFICATION

POS	NO	CL	NAME	ENTRY	LAPS	TIME	GAP	DIFF	MPH	BEST	ON
1	3	D	David LONGHURST	Peugeot 206 2000cc	11	11:13.412			85.61	59.851	3
2	42	D	Michael RIORDAN	Rover . 2000cc	11	11:15.759	2.347	2.347	85.32	1:00.030	4
3	33	D	Kenneth RATTENBURY	Ginetta G50 3500cc	11	11:36.292	22.880	20.533	82.80	1:01.237	4
4	1	D	Rhys LLOYD	Seat Leon Cupra R 1996cc	11	11:39.662	26.250	3.370	82.40	1:02.242	3
5	59	C	Geraint REES	Westfield SEi 1998cc	11	11:54.787	41.375	15.125	80.66	1:03.510	5
6	47	C	Piers GRANGE	Ford Sierra XR8 5600cc	11	11:57.564	44.152	2.777	80.35	1:03.676	3
7	80	D	David KRAYEM	Ginetta G50 3500cc	11	11:57.799	44.387	0.235	80.32	1:02.450	8
8	22	C	Mark JENKINS	Volkswagen GTi 2000cc	11	12:13.123	59.711	15.324	78.64	1:05.129	3
9	39	D	John MORRIS	Peugeot 206 2000cc	11	12:13.863	1:00.451	0.740	78.56	1:02.692	6
10	17	B	Nicholas JONES	Renault Clio 1987cc	11	12:17.349	1:03.937	3.486	78.19	1:05.534	7
11	58	B	Neil WATTS	Westfield SEiW 1800cc	11	12:28.289	1:14.877	10.940	77.05	1:05.177	10
12	51	D	Gareth SMITH	Toyota Starlet 1700cc	10	11:25.080	1 lap	1 lap	76.51	1:06.448	4
13	88	A	Chris MORRIS	Suzuki Ignis Sport 1490cc	10	12:11.449	1 lap	46.369	71.66	1:11.282	5
14	26	A	Ray HANSON	Alfa Romeo 33 1500cc	9	11:38.933	2 laps	1 lap	67.49	1:15.996	7
15	45	A	Adrian CHAPMAN	Raw Striker 1597cc	9	11:39.472	2 laps	0.539	67.44	1:16.003	7
NOT CLASSIFIED											
DNF	5	A	Kareem ELSORAFY	Rover 216 GTi 1.6cc	6	7:48.294	5 laps	3 laps	67.15	1:15.909	6
DNF	23	A	Alvin POWELL	Ford Mondeo 2000cc	1	1:04.708	10 laps	5 laps	81.00		
FASTEST LAP											
88	A	Chris MORRIS	Suzuki Ignis Sport 1490cc	5	1:11.282		73.53 mph		118.34 kph		
58	B	Neil WATTS	Westfield SEiW 1800cc	10	1:05.177		80.42 mph		129.42 kph		
59	C	Geraint REES	Westfield SEi 1998cc	5	1:03.510		82.53 mph		132.82 kph		
3	D	David LONGHURST	Peugeot 206 2000cc	3	59.851		87.57 mph		140.94 kph		

Weather / Track : Bright / Dry

These results are provisional until the conclusion of any judicial and technical matters.

Pembrey
Circuit Length = 1.4560 miles
Start: 12:12 End: 12:24

Clerk of Course :	Timekeeper :
-------------------	--------------

Welsh Sports & Saloon Car Championship

RACE 2 - RESTART - LAP CHART

Lap 1			Lap 2			Lap 3			Lap 4			Lap 5		
No	Behind	Laptime	No	Behind	Laptime	No	Behind	Laptime	No	Behind	Laptime	No	Behind	Laptime
3		1:02.064	3		1:00.015	3		59.851	3		59.868	3		1:01.308
42	1.162	1:03.226	42	1.321	1:00.174	42	1.562	1:00.092	42	1.724	1:00.030	42	3.833	1:03.417
23	2.644	1:04.708	33	8.898	1:02.462	33	10.740	1:01.693	33	12.109	1:01.237	26	1 LAP	1:16.172
59	6.264	1:08.328	1	10.681	1:02.966	1	13.072	1:02.242	1	15.598	1:02.394	45	1 LAP	1:16.286
33	6.451	1:08.515	59	11.478	1:05.229	59	16.365	1:04.738	59	20.232	1:03.735	5	1 LAP	1:17.594
1	7.730	1:09.794	22	14.286	1:05.836	47	18.181	1:03.676	47	22.273	1:03.960	33	12.913	1:02.112
22	8.465	1:10.529	47	14.356	1:05.332	22	19.564	1:05.129	22	26.133	1:06.437	1	17.288	1:02.998
47	9.039	1:11.103	58	16.219	1:05.684	39	20.221	1:03.703	80	27.676	1:03.884	59	22.434	1:03.510
17	10.347	1:12.411	39	16.369	1:04.228	58	23.436	1:07.068	58	30.298	1:06.730	47	25.618	1:04.653
58	10.550	1:12.614	17	18.615	1:08.283	80	23.660	1:04.578	17	31.040	1:05.606	22	30.529	1:05.704
51	11.645	1:13.709	80	18.933	1:06.110	17	25.302	1:06.538	51	33.877	1:06.448	80	30.838	1:04.470
39	12.156	1:14.220	51	20.313	1:08.683	51	27.297	1:06.835	39	41.456	1:21.103	58	35.276	1:06.286
80	12.838	1:14.902	88	28.444	1:13.216	88	41.687	1:13.094	88	54.367	1:12.548	17	35.506	1:05.774
88	15.243	1:17.307	26	38.122	1:17.697	26	54.948	1:16.677				51	39.928	1:07.359
26	20.440	1:22.504	5	38.729	1:17.767	5	55.470	1:16.592				39	42.870	1:02.722
5	20.977	1:23.041	45	39.515	1:17.308	45	56.220	1:16.556						
45	22.222	1:24.286												

Welsh Sports & Saloon Car Championship
RACE 2 - RESTART - LAP CHART

Lap 6			Lap 7			Lap 8			Lap 9			Lap 10		
No	Behind	Laptime	No	Behind	Laptime	No	Behind	Laptime	No	Behind	Laptime	No	Behind	Laptime
3		1:00.509	3		1:01.543	3		1:00.114	3		1:01.760	3		1:05.130
88	1 LAP	1:11.282	42	4.107	1:01.377	42	4.674	1:00.681	42	5.047	1:02.133	42	2.944	1:03.027
42	4.273	1:00.949	88	1 LAP	1:11.473	33	19.641	1:03.366	33	22.264	1:04.383	51	1 LAP	1:10.920
33	15.161	1:02.757	33	16.389	1:02.771	1	23.984	1:02.956	1	25.797	1:03.573	26	2 LAPS	1:19.959
1	20.264	1:03.485	1	21.142	1:02.421	88	1 LAP	1:12.910	59	38.158	1:06.503	45	2 LAPS	1:19.307
59	26.892	1:04.967	59	29.399	1:04.050	59	33.415	1:04.130	88	1 LAP	1:14.323	33	20.020	1:02.886
26	1 LAP	1:17.478	47	33.940	1:05.528	47	38.187	1:04.361	47	41.034	1:04.607	1	23.382	1:02.715
45	1 LAP	1:16.995	80	37.975	1:03.885	80	40.311	1:02.450	80	41.601	1:03.050	59	38.353	1:05.325
5	1 LAP	1:17.391	22	41.601	1:07.045	22	46.987	1:05.500	22	52.179	1:06.952	47	41.181	1:05.277
47	29.955	1:04.846	26	1 LAP	1:16.448	58	51.878	1:07.164	39	55.362	1:05.050	80	41.643	1:05.172
80	35.633	1:05.304	45	1 LAP	1:16.491	39	52.072	1:05.191	58	55.980	1:05.862	88	1 LAP	1:13.278
22	36.099	1:06.079	5	1 LAP	1:15.909	17	53.214	1:08.273	17	58.068	1:06.614	22	53.822	1:06.773
58	40.421	1:05.654	58	44.828	1:05.950	26	1 LAP	1:15.996				39	54.018	1:03.786
17	41.064	1:06.067	17	45.055	1:05.534	45	1 LAP	1:16.003				58	56.027	1:05.177
39	45.053	1:02.692	39	46.995	1:03.485	51	1:01.276	1:08.408				17	58.950	1:06.012
51	47.381	1:07.962	51	52.982	1:07.144									


Welsh Sports & Saloon Car Championship

RACE 2 - RESTART - LAP CHART

Lap 11		
No	Behind	Laptime
3		1:01.250
42	2.347	1:00.653
51	1 LAP	1:07.612
33	22.880	1:04.110
26	2 LAPS	1:16.002
45	2 LAPS	1:16.240
1	26.250	1:04.118
59	41.375	1:04.272
47	44.152	1:04.221
80	44.387	1:03.994
88	1 LAP	1:12.018
22	59.711	1:07.139
39	1:00.451	1:07.683
17	1:03.937	1:06.237
58	1:14.877	1:20.100

Welsh Sports & Saloon Car Championship

RACE 5 - GRID

ROW 9	99 Paul TROWBRIDGE	26 Glynne JONES
ROW 8	23 Alvin POWELL	5 Kareem ELSORAFY
ROW 7	88 Chris MORRIS	45 Adrian CHAPMAN
ROW 6	58 Neil WATTS	51 Gareth SMITH
ROW 5	39 John MORRIS	17 Nicholas JONES
ROW 4	80 David KRAYEM	22 Mark JENKINS
ROW 3	59 Geraint REES	47 Piers GRANGE
ROW 2	33 Kenneth RATTENBURY	1 Rhys LLOYD
ROW 1	3 David LONGHURST	42 Michael RIORDAN
Pole		
		

Pembrey
Circuit Length = 1.4560 miles

These results are provisional until the conclusion of any judicial and technical matters.

Clerk of Course :

Timekeeper :

Welsh Sports & Saloon Car Championship

RACE 5 - CLASSIFICATION

POS	NO	CL	NAME	ENTRY	LAPS	TIME	GAP	DIFF	MPH	BEST	ON
1	3	D	David LONGHURST	Peugeot 206 2000cc	16	16:34.925			84.29	1:00.347	4
2	42	D	Michael RIORDAN	Rover . 2000cc	16	16:39.300	4.375	4.375	83.92	1:00.334	3
3	1	D	Rhys LLOYD	Seat Leon Cupra R 1996cc	16	17:11.772	36.847	32.472	81.28	1:03.346	13
4	80	D	David KRAYEM	Ginetta G50 3500cc	16	17:16.745	41.820	4.973	80.89	1:03.459	16
5	59	C	Geraint REES	Westfield SEi 1998cc	16	17:34.594	59.669	17.849	79.52	1:04.907	6
6	47	C	Piers GRANGE	Ford Sierra XR8 5600cc	15	16:40.259	1 lap	1 lap	78.60	1:05.585	3
7	58	B	Neil WATTS	Westfield SEiW 1800cc	15	17:02.625	1 lap	22.366	76.88	1:06.324	9
8	17	B	Nicholas JONES	Renault Clio 1987cc	15	17:02.687	1 lap	0.062	76.87	1:05.831	14
9	51	D	Gareth SMITH	Toyota Starlet 1700cc	15	17:16.644	1 lap	13.957	75.84	1:06.815	15
10	22	C	Mark JENKINS	Volkswagen GTi 2000cc	15	17:41.227	1 lap	24.583	74.08	1:07.128	14
11	33	D	Kenneth RATTENBURY	Ginetta G50 3500cc	14	16:52.327	2 laps	1 lap	72.48	1:01.648	5
12	5	A	Russell HAGGERTY	Rover 216 GTI 1.6cc	14	17:03.948	2 laps	11.621	71.66	1:11.382	11
13	88	A	Chris MORRIS	Suzuki Ignis Sport 1490cc	14	17:04.749	2 laps	0.801	71.60	1:11.315	10
14	26	A	Glynne JONES	Alfa Romeo 33 1500cc	14	17:38.912	2 laps	34.163	69.29	1:12.201	8
15	45	A	Adrian CHAPMAN	Raw Striker 1597cc	13	16:50.459	3 laps	1 lap	67.43	1:15.848	12
NOT CLASSIFIED											
DNF	39	D	John MORRIS	Peugeot 206 2000cc	4	4:17.410	12 laps	9 laps	81.45	1:02.833	3
FASTEST LAP											
88	A	Chris MORRIS	Suzuki Ignis Sport 1490cc	10	1:11.315	73.49 mph	118.28 kph				
17	B	Nicholas JONES	Renault Clio 1987cc	14	1:05.831	79.62 mph	128.13 kph				
59	C	Geraint REES	Westfield SEi 1998cc	6	1:04.907	80.75 mph	129.96 kph				
42	D	Michael RIORDAN	Rover . 2000cc	3	1:00.334	86.87 mph	139.81 kph				

Weather / Track : Bright / Dry

These results are provisional until the conclusion of any judicial and technical matters.

Pembrey
Circuit Length = 1.4560 miles
Start: 14:21 End: 14:39

Clerk of Course :	Timekeeper :
-------------------	--------------

Welsh Sports & Saloon Car Championship

RACE 5 - LAP CHART

Lap 1			Lap 2			Lap 3			Lap 4			Lap 5		
No	Behind	Laptime	No	Behind	Laptime	No	Behind	Laptime	No	Behind	Laptime	No	Behind	Laptime
3		1:04.486	3		1:00.794	3		1:00.810	3		1:00.347	3		1:00.914
42	0.256	1:04.742	42	0.790	1:01.328	42	0.314	1:00.334	42	0.635	1:00.668	42	1.600	1:01.879
33	1.506	1:05.992	33	3.339	1:02.627	33	4.388	1:01.859	33	5.796	1:01.755	33	6.530	1:01.648
39	4.302	1:08.788	39	6.373	1:02.865	39	8.396	1:02.833	39	10.973	1:02.924	45	1 LAP	1:18.002
1	5.004	1:09.490	1	8.348	1:04.138	1	11.226	1:03.688	1	15.034	1:04.155	1	19.230	1:05.110
47	5.863	1:10.349	59	11.618	1:06.047	59	16.111	1:05.303	80	20.620	1:04.510	80	24.164	1:04.458
59	6.365	1:10.851	80	12.293	1:05.794	80	16.457	1:04.974	59	21.523	1:05.759	59	25.978	1:05.369
80	7.293	1:11.779	47	13.169	1:08.100	47	17.944	1:05.585	47	23.707	1:06.110	47	28.776	1:05.983
58	8.975	1:13.461	58	15.341	1:07.160	58	21.340	1:06.809	58	27.642	1:06.649	58	34.510	1:07.782
17	9.343	1:13.829	22	16.715	1:07.571	22	23.898	1:07.993	22	32.987	1:09.436	22	41.458	1:09.385
22	9.938	1:14.424	51	16.950	1:07.321	51	24.260	1:08.120	51	33.134	1:09.221	51	41.821	1:09.601
51	10.423	1:14.909	17	18.072	1:09.523	17	25.216	1:07.954	17	34.203	1:09.334	17	42.300	1:09.011
88	13.416	1:17.902	88	24.692	1:12.070	88	36.524	1:12.642	88	49.116	1:12.939	88	1:01.545	1:13.343
5	14.890	1:19.376	5	27.728	1:13.632	5	39.185	1:12.267	5	51.642	1:12.804			
26	15.443	1:19.929	26	28.444	1:13.795	26	42.774	1:15.140	26	55.198	1:12.771			
45	17.666	1:22.152	45	33.768	1:16.896	45	49.822	1:16.864						

Welsh Sports & Saloon Car Championship

RACE 5 - LAP CHART

Lap 6			Lap 7			Lap 8			Lap 9			Lap 10		
No	Behind	Laptime	No	Behind	Laptime	No	Behind	Laptime	No	Behind	Laptime	No	Behind	Laptime
3		1:01.765	3		1:01.172	3		1:00.887	3		1:02.489	3		1:01.832
42	1.611	1:01.776	42	2.380	1:01.941	42	2.746	1:01.253	51	1 LAP	1:08.569	17	1 LAP	1:06.970
5	1 LAP	1:12.941	33	8.296	1:02.974	33	9.099	1:01.690	22	1 LAP	1:07.594	22	1 LAP	1:08.439
26	1 LAP	1:13.057	88	1 LAP	1:13.521	5	1 LAP	1:12.571	42	3.272	1:03.015	42	7.545	1:06.105
33	6.494	1:01.729	5	1 LAP	1:12.292	88	1 LAP	1:14.168	33	9.013	1:02.403	51	1 LAP	1:09.541
1	22.058	1:04.593	26	1 LAP	1:13.001	1	28.320	1:04.144	1	30.693	1:04.862	33	9.196	1:02.015
45	1 LAP	1:17.682	1	25.063	1:04.177	80	33.934	1:04.526	5	1 LAP	1:12.883	45	2 LAPS	1:17.855
80	27.014	1:04.615	80	30.295	1:04.453	26	1 LAP	1:19.603	80	35.616	1:04.171	1	32.732	1:03.871
59	29.120	1:04.907	59	33.415	1:05.467	59	37.487	1:04.959	88	1 LAP	1:13.793	80	37.516	1:03.732
47	32.748	1:05.737	47	37.700	1:06.124	47	42.704	1:05.891	59	40.397	1:05.399	59	43.933	1:05.368
58	40.431	1:07.686	45	1 LAP	1:18.490	58	51.475	1:06.446	26	1 LAP	1:12.201	5	1 LAP	1:12.485
51	47.843	1:07.787	58	45.916	1:06.657	45	1 LAP	1:17.123	47	46.575	1:06.360	88	1 LAP	1:12.399
22	48.594	1:08.901	51	55.025	1:08.354	17	1:01.390	1:06.511	58	55.310	1:06.324	47	50.487	1:05.744
17	48.859	1:08.324	17	55.766	1:08.079							58	1:00.937	1:07.459
			22	56.705	1:09.283									

Welsh Sports & Saloon Car Championship

RACE 5 - LAP CHART


Lap 11			Lap 12			Lap 13			Lap 14			Lap 15		
No	Behind	Laptime	No	Behind	Laptime	No	Behind	Laptime	No	Behind	Laptime	No	Behind	Laptime
3		1:03.736	3		1:04.059	3		1:03.276	3		1:02.618	3		1:04.043
26	2 LAPS	1:20.121	58	1 LAP	1:07.921	42	5.204	1:03.975	42	4.758	1:02.172	45	3 LAPS	1:15.848
42	6.243	1:02.434	42	4.505	1:02.321	58	1 LAP	1:08.542	5	2 LAPS	1:11.922	42	2.235	1:01.520
17	1 LAP	1:07.966	26	2 LAPS	1:12.752	17	1 LAP	1:07.250	88	2 LAPS	1:12.171	33	2 LAPS	1:03.358
51	1 LAP	1:12.491	17	1 LAP	1:06.747	26	2 LAPS	1:20.441	58	1 LAP	1:06.786	5	2 LAPS	1:14.077
45	2 LAPS	1:17.890	51	1 LAP	1:09.861	51	1 LAP	1:08.071	33	2 LAPS	2:25.816 P	88	2 LAPS	1:13.319
22	1 LAP	1:26.950	1	33.703	1:04.344	1	33.773	1:03.346	17	1 LAP	1:06.867	58	1 LAP	1:13.497
1	33.418	1:04.422	80	38.363	1:04.511	80	39.113	1:04.026	51	1 LAP	1:07.508	17	1 LAP	1:05.831
80	37.911	1:04.131	45	2 LAPS	1:18.843	22	1 LAP	1:11.311	1	34.916	1:03.761	1	34.887	1:04.014
59	46.931	1:06.734	22	1 LAP	1:14.449	59	50.255	1:05.644	26	2 LAPS	1:16.043	51	1 LAP	1:08.475
47	53.409	1:06.658	59	47.887	1:05.015	45	2 LAPS	1:16.284	80	40.505	1:04.010	80	40.058	1:03.596
5	1 LAP	1:12.204	47	55.578	1:06.228	47	58.512	1:06.210	59	52.876	1:05.239	26	2 LAPS	1:15.484
88	1 LAP	1:11.315	5	1 LAP	1:11.382				22	1 LAP	1:09.553	59	54.084	1:05.251
33	1:01.141	1:55.681 P	88	1 LAP	1:11.688				47	1:03.159	1:07.265	22	1 LAP	1:07.128

Welsh Sports & Saloon Car Championship

RACE 5 - LAP CHART

Lap 16		
No	Behind	Laptime
3		1:01.697
42	4.375	1:03.837
47	1 LAP	1:07.915
45	3 LAPS	1:16.530
33	2 LAPS	1:02.780
58	1 LAP	1:09.446
17	1 LAP	1:08.491
5	2 LAPS	1:13.112
88	2 LAPS	1:13.479
1	36.847	1:03.657
51	1 LAP	1:06.815
80	41.820	1:03.459
59	59.669	1:07.282
26	2 LAPS	1:14.574
22	1 LAP	1:08.810

Welsh Sports & Saloon Car Championship
RACE 11 - GRID - AMENDED

ROW 9	5 Kareem ELSORAFY	
ROW 8	39 John MORRIS	13 Russell HAGGERTY
ROW 7	26 Glynne JONES	45 Adrian CHAPMAN
ROW 6	33 Kenneth RATTENBURY	88 Chris MORRIS
ROW 5	51 Gareth SMITH	22 Mark JENKINS
ROW 4	58 Neil WATTS	17 Nicholas JONES
ROW 3	59 Geraint REES	47 Piers GRANGE
ROW 2	1 Rhys LLOYD	80 David KRAYEM
ROW 1	3 David LONGHURST	42 Michael RIORDAN
Pole		
		

Pembrey
Circuit Length = 1.4560 miles

These results are provisional until the conclusion of any judicial and technical matters.

Clerk of Course :		Timekeeper :
-------------------	--	--------------

Welsh Sports & Saloon Car Championship

RACE 11 - CLASSIFICATION

POS	NO	CL	NAME	ENTRY	LAPS	TIME	GAP	DIFF	MPH	BEST	ON
1	3	D	David LONGHURST	Peugeot 206 2000cc	16	16:41.947			83.70	1:01.291	9
2	1	D	Rhys LLOYD	Seat Leon Cupra R 1996cc	16	16:58.789	16.842	16.842	82.31	1:02.590	7
3	33	D	Kenneth RATTENBURY	Ginetta G50 3500cc	16	17:04.917	22.970	6.128	81.82	1:01.772	15
4	80	D	David KRAYEM	Ginetta G50 3500cc	16	17:20.669	38.722	15.752	80.58	1:03.584	9
5	47	C	Piers GRANGE	Ford Sierra XR8 5600cc	16	17:42.102	1:00.155	21.433	78.96	1:05.158	8
6	58	B	Neil WATTS	Westfield SEiW 1800cc	15	16:49.882	1 lap	1 lap	77.85	1:05.280	12
7	22	C	Mark JENKINS	Volkswagen GTi 2000cc	15	16:53.020	1 lap	3.138	77.61	1:05.634	15
8	17	B	Nicholas JONES	Renault Clio 1987cc	15	16:57.158	1 lap	4.138	77.29	1:05.440	4
9	88	A	Chris MORRIS	Suzuki Ignis Sport 1490cc	14	17:02.122	2 laps	1 lap	71.79	1:11.743	12
10	51	D	Gareth SMITH	Toyota Starlet 1700cc	14	17:06.100	2 laps	3.978	71.51	1:06.638	5
11	13	A	Russell HAGGERTY	Raw Striker 1000cc	14	17:10.717	2 laps	4.617	71.19	1:10.785	9
12	5	A	Kareem ELSORAFY	Rover 216 GTi 1.6cc	14	17:38.015	2 laps	27.298	69.35	1:11.767	12
13	45	A	Adrian CHAPMAN	Raw Striker 1597cc	14	17:39.681	2 laps	1.666	69.24	1:10.548	14
14	15	A	Philip BENDALL	Ford Fiesta	13	17:22.735	3 laps	1 lap	65.34	1:17.413	5
15	26	A	Glynne JONES	Alfa Romeo 33 1500cc	13	17:43.405	3 laps	20.670	64.07	1:11.730	13
NOT CLASSIFIED											
DNF	59	C	Geraint REES	Westfield SEi 1998cc	12	13:37.465	4 laps	1 lap	76.94	1:04.535	11
FASTEST LAP											
45	A	Adrian CHAPMAN	Raw Striker 1597cc	14	1:10.548	74.29 mph	119.57 kph				
58	B	Neil WATTS	Westfield SEiW 1800cc	12	1:05.280	80.29 mph	129.22 kph				
59	C	Geraint REES	Westfield SEi 1998cc	11	1:04.535	81.22 mph	130.71 kph				
3	D	David LONGHURST	Peugeot 206 2000cc	9	1:01.291	85.51 mph	137.63 kph				

Weather / Track : Cloudy / Dry

These results are provisional until the conclusion of any judicial and technical matters.

Pembrey
Circuit Length = 1.4560 miles
Start: 12:31 End: 12:49

Clerk of Course :

Timekeeper :

Welsh Sports & Saloon Car Championship

RACE 11 - LAP CHART

Lap 1			Lap 2			Lap 3			Lap 4			Lap 5		
No	Behind	Laptime	No	Behind	Laptime	No	Behind	Laptime	No	Behind	Laptime	No	Behind	Laptime
1		1:06.785	1		1:04.548	1		1:03.840	3		1:01.820	3		1:01.675
80	1.028	1:07.813	80	1.205	1:04.725	3	0.156	1:02.278	1	2.286	1:04.262	15	1 LAP	1:17.552
47	2.415	1:09.200	3	1.718	1:02.088	80	2.785	1:05.420	80	5.539	1:04.730	1	3.611	1:03.000
59	3.191	1:09.976	47	3.989	1:06.122	47	6.286	1:06.137	47	10.823	1:06.513	80	8.223	1:04.359
22	4.072	1:10.857	59	4.821	1:06.178	59	7.154	1:06.173	59	11.029	1:05.851	59	14.790	1:05.436
3	4.178	1:10.963	22	7.235	1:07.711	22	12.337	1:08.942	33	13.058	1:02.673	47	15.239	1:06.091
58	5.658	1:12.443	33	7.561	1:05.830	33	12.361	1:08.640	22	17.877	1:07.516	33	15.440	1:04.057
51	6.086	1:12.871	51	9.687	1:08.149	17	15.558	1:08.902	17	19.022	1:05.440	22	24.402	1:08.200
33	6.279	1:13.064	58	10.348	1:09.238	58	16.357	1:09.849	58	21.035	1:06.654	17	24.474	1:07.127
17	7.168	1:13.953	17	10.496	1:07.876	51	23.638	1:17.791	51	30.126	1:08.464	58	25.733	1:06.373
88	11.475	1:18.260	88	18.815	1:11.888	88	27.364	1:12.389	88	38.297	1:12.909	51	35.089	1:06.638
13	12.521	1:19.306	13	20.477	1:12.504	13	29.966	1:13.329	13	41.111	1:13.121	88	50.075	1:13.453
26	12.554	1:19.339	26	20.778	1:12.772	26	31.777	1:14.839	26	44.798	1:14.997	13	50.946	1:11.510
45	14.655	1:21.440	45	27.368	1:17.261	45	39.439	1:15.911	45	54.023	1:16.560	26	57.894	1:14.771
5	17.875	1:24.660	5	30.335	1:17.008	5	42.396	1:15.901	5	59.274	1:18.854			
15	18.297	1:25.082	15	31.467	1:17.718	15	46.530	1:18.903						

Welsh Sports & Saloon Car Championship
RACE 11 - LAP CHART

Lap 6			Lap 7			Lap 8			Lap 9			Lap 10		
No	Behind	Laptime	No	Behind	Laptime	No	Behind	Laptime	No	Behind	Laptime	No	Behind	Laptime
3		1:02.826	3		1:02.247	3		1:01.433	3		1:01.291	3		1:01.571
1	4.787	1:04.002	1	5.130	1:02.590	1	6.584	1:02.887	1	8.013	1:02.720	15	2 LAPS	1:19.672
45	1 LAP	1:16.674	51	1 LAP	1:35.261 P	88	1 LAP	1:13.307	80	18.692	1:03.584	1	9.816	1:03.374
80	10.776	1:05.379	80	13.945	1:05.416	13	1 LAP	1:13.502	33	20.927	1:03.411	33	21.356	1:02.000
5	1 LAP	1:17.222	33	17.952	1:03.878	80	16.399	1:03.887	88	1 LAP	1:12.669	80	21.900	1:04.779
15	1 LAP	1:17.413	45	1 LAP	1:14.790	33	18.807	1:02.288	13	1 LAP	1:13.756	88	1 LAP	1:12.084
33	16.321	1:03.707	59	22.086	1:05.739	59	25.734	1:05.081	59	29.094	1:04.651	59	32.541	1:05.018
47	18.134	1:05.721	47	22.812	1:06.925	47	26.537	1:05.158	47	30.864	1:05.618	13	1 LAP	1:10.785
59	18.594	1:06.630	26	1 LAP	1:33.043 P	45	1 LAP	1:14.931	58	45.838	1:06.402	47	34.626	1:05.333
22	29.390	1:07.814	5	1 LAP	1:16.590	5	1 LAP	1:15.363	22	46.365	1:06.825	22	51.823	1:07.029
17	29.965	1:08.317	15	1 LAP	1:18.126	51	1 LAP	1:36.476 P	17	47.139	1:07.077	58	51.989	1:07.722
58	30.096	1:07.189	58	34.140	1:06.291	58	40.727	1:08.020	45	1 LAP	1:16.275	17	52.570	1:07.002
88	1:00.374	1:13.125	22	34.501	1:07.358	22	40.831	1:07.763	51	1 LAP	1:09.172	51	1 LAP	1:10.377
13	1:01.270	1:13.150	17	34.833	1:07.115	17	41.353	1:07.953	5	1 LAP	1:15.370	45	1 LAP	1:15.813
						15	1 LAP	1:20.864	26	2 LAPS	2:37.674 P			

Welsh Sports & Saloon Car Championship

RACE 11 - LAP CHART

Lap 11			Lap 12			Lap 13			Lap 14			Lap 15		
No	Behind	Laptime	No	Behind	Laptime	No	Behind	Laptime	No	Behind	Laptime	No	Behind	Laptime
3		1:03.051	3		1:02.389	3		1:01.800	3		1:02.461	3		1:01.581
5	2 LAPS	1:13.251	1	11.933	1:03.947	59	1 LAP	1:32.197 P	15	3 LAPS	1:20.574	58	1 LAP	1:05.800
26	3 LAPS	1:14.086	45	2 LAPS	1:16.313	51	2 LAPS	1:08.559	13	2 LAPS	1:12.410	22	1 LAP	1:06.149
1	10.375	1:03.610	5	2 LAPS	1:13.065	1	13.543	1:03.410	22	1 LAP	1:06.722	88	2 LAPS	1:12.705
33	20.309	1:02.004	33	20.335	1:02.415	33	21.554	1:03.019	17	1 LAP	1:08.065	17	1 LAP	1:08.274
80	23.522	1:04.673	26	3 LAPS	1:12.605	5	2 LAPS	1:13.968	51	2 LAPS	1:07.465	1	16.105	1:03.525
15	2 LAPS	1:21.974	80	24.747	1:03.614	45	2 LAPS	1:15.712	1	14.161	1:03.079	13	2 LAPS	1:14.577
59	34.025	1:04.535	47	42.728	1:07.047	80	27.890	1:04.943	33	21.061	1:01.968	51	2 LAPS	1:09.493
47	38.070	1:06.495	15	2 LAPS	1:20.973	26	3 LAPS	1:12.835	80	32.574	1:07.145	33	21.252	1:01.772
88	1 LAP	1:13.543	88	1 LAP	1:12.222	47	47.374	1:06.446	5	2 LAPS	1:11.767	15	3 LAPS	1:22.521
13	1 LAP	1:13.209	13	1 LAP	1:14.560	88	1 LAP	1:11.743	45	2 LAPS	1:14.306	80	35.289	1:04.296
58	54.860	1:05.922	58	57.751	1:05.280	58	1:02.310	1:06.359	26	3 LAPS	1:12.058	5	2 LAPS	1:12.165
17	56.034	1:06.515	17	1:00.490	1:06.845				47	50.654	1:05.741	45	2 LAPS	1:13.147
22	56.226	1:07.454	22	1:00.883	1:07.046							26	3 LAPS	1:12.656
51	1 LAP	1:07.922										47	55.351	1:06.278

Welsh Sports & Saloon Car Championship

RACE 11 - LAP CHART

Lap 16		
No	Behind	Laptime
3		1:02.473
58	1 LAP	1:06.340
22	1 LAP	1:05.634
17	1 LAP	1:06.697
1	16.842	1:03.210
88	2 LAPS	1:11.825
33	22.970	1:04.191
51	2 LAPS	1:07.462
13	2 LAPS	1:14.998
80	38.722	1:05.906
15	3 LAPS	1:21.363
5	2 LAPS	1:12.831
45	2 LAPS	1:10.548
47	1:00.155	1:07.277
26	3 LAPS	1:11.730

Delphi British Truck Racing Association Championship - Class B
QUALIFYING - RACE 4 - CLASSIFICATION

POS	NO	CL	NAME	ENTRY	TIME	ON	LAPS	GAP	DIFF	MPH
1	81	B	Elton BOOCOCK	Seddon Atkinson	1:15.264	9	11			69.64
2	61	B	David BALL	Seddon Atkinson Strato 11000cc	1:16.733	3	5	1.469	1.469	68.30
3	70	B	Brian BURT	Volvo White 14000cc	1:19.366	6	9	4.102	2.633	66.04
4	90	B	Adam ATKINS	Volvo White Road Boss 11 12000cccc	1:20.130	9	10	4.866	0.764	65.41
5	54	B	Steven POWELL	Ford Cargo 14000cc	1:21.364	1	2	6.100	1.234	64.42
6	28	B	Jim BENNETT	Seddon Atkinson . 120000cc	1:22.979	5	10	7.715	1.615	63.16
7	19	B	Trevor MARTIN	E.R.F. ES8 11000cc	1:23.040	9	10	7.776	0.061	63.12
8	97	B	Garry GEORGE	Foden Alpha 11000cc	1:24.039	1	2	8.775	0.999	62.37
9	25	B	Ben HORNE	Volvo White Aerodyne 12000cc		0	3			
10	10	B	Paul CLARK	Volvo FL10 10000cc		0	1			

Weather / Track : Bright / Dry

These results are provisional until the conclusion of any judicial and technical matters.

Pembrey
 Circuit Length = 1.4560 miles
 Start: 10:41 End: 10:58

Clerk of Course :


Timekeeper :

Delphi British Truck Racing Association Championship - Class B
QUALIFYING - RACE 4 - LAP ANALYSIS

10	Paul CLARK		B Volvo FL10 10000cc				
1 -	2:21.062 P	- 03:58:33.714	10:45:24.966				
19	Trevor MARTIN		B E.R.F. ES8 11000cc				
1 -	1:26.634	+ 3.594	10:44:53.242	6 -	1:23.461	+ 0.421	10:51:56.080
2 -	1:26.419	+ 3.379	10:46:19.661	7 -	1:27.769	+ 4.729	10:53:23.849
3 -	1:25.636	+ 2.596	10:47:45.297	8 -	1:26.019	+ 2.979	10:54:49.868
4 -	1:23.883	+ 0.843	10:49:09.180	9 -	1:23.040		10:56:12.908
5 -	1:23.439	+ 0.399	10:50:32.619	10 -	1:24.152	+ 1.112	10:57:37.060
25	Ben HORNE		B Volvo White Aerodyne 12000cc				
1 -	1:31.667 P	- 03:59:23.109	10:44:27.261	3 -	1:38.979 P	- 03:59:15.797	10:49:58.704
2 -	3:52.464	- 03:57:02.312	10:48:19.725				
28	Jim BENNETT		B Seddon Atkinson . 120000cc				
1 -	1:33.185	+ 10.206	10:44:51.825	6 -	1:24.181	+ 1.202	10:51:57.288
2 -	1:29.496	+ 6.517	10:46:21.321	7 -	1:24.271	+ 1.292	10:53:21.559
3 -	1:25.797	+ 2.818	10:47:47.118	8 -	1:22.999	+ 0.020	10:54:44.558
4 -	1:23.010	+ 0.031	10:49:10.128	9 -	1:24.833	+ 1.854	10:56:09.391
5 -	1:22.979		10:50:33.107	10 -	1:23.817	+ 0.838	10:57:33.208
54	Steven POWELL		B Ford Cargo 14000cc				
1 -	1:21.364		10:44:22.379	2 -	1:44.940 P	+ 23.576	10:46:07.319
61	David BALL		B Seddon Atkinson Strato 11000cc				
1 -	1:20.983	+ 4.250	10:44:27.262	4 -	1:25.879	+ 9.146	10:48:27.436
2 -	1:17.562	+ 0.829	10:45:44.824	5 -	1:36.659 P	+ 19.926	10:50:04.095
3 -	1:16.733		10:47:01.557				
70	Brian BURT		B Volvo White 14000cc				
1 -	1:25.748	+ 6.382	10:44:35.221	6 -	1:19.366		10:51:15.018
2 -	1:21.080	+ 1.714	10:45:56.301	7 -	1:25.096	+ 5.730	10:52:40.114
3 -	1:19.996	+ 0.630	10:47:16.297	8 -	1:19.868	+ 0.502	10:53:59.982
4 -	1:19.601	+ 0.235	10:48:35.898	9 -	1:23.756	+ 4.390	10:55:23.738
5 -	1:19.754	+ 0.388	10:49:55.652				
81	Elton BOOCOCK		B Seddon Atkinson				
1 -	1:19.722	+ 4.458	10:44:36.303	7 -	1:16.226	+ 0.962	10:52:15.571
2 -	1:17.187	+ 1.923	10:45:53.490	8 -	1:15.582	+ 0.318	10:53:31.153
3 -	1:17.275	+ 2.011	10:47:10.765	9 -	1:15.264		10:54:46.417
4 -	1:17.006	+ 1.742	10:48:27.771	10 -	1:16.671	+ 1.407	10:56:03.088
5 -	1:15.790	+ 0.526	10:49:43.561	11 -	1:15.823	+ 0.559	10:57:18.911
6 -	1:15.784	+ 0.520	10:50:59.345				
90	Adam ATKINS		B Volvo White Road Boss 11 12000cccc				
1 -	1:22.550	+ 2.420	10:44:30.347	6 -	1:26.279	+ 6.149	10:51:23.083
2 -	1:21.135	+ 1.005	10:45:51.482	7 -	1:24.385	+ 4.255	10:52:47.468
3 -	1:20.737	+ 0.607	10:47:12.219	8 -	1:20.198	+ 0.068	10:54:07.666
4 -	1:20.425	+ 0.295	10:48:32.644	9 -	1:20.130		10:55:27.796
5 -	1:24.160	+ 4.030	10:49:56.804	10 -	1:26.098	+ 5.968	10:56:53.894
97	Garry GEORGE		B Foden Alpha 11000cc				
1 -	1:24.039		10:44:18.323	2 -	1:39.481 P	+ 15.442	10:45:57.804

Weather / Track : Bright / Dry

Delphi British Truck Racing Association Championship - Class B
RACE 4 - GRID

ROW 5	25 Ben HORNE	10 Paul CLARK
ROW 4	1:23.040 19 Trevor MARTIN	1:24.039 97 Garry GEORGE
ROW 3	1:21.364 54 Steven POWELL	1:22.979 28 Jim BENNETT
ROW 2	1:19.366 70 Brian BURT	1:20.130 90 Adam ATKINS
ROW 1	1:15.264 81 Elton BOOCOCK	1:16.733 61 David BALL
Pole		
		

Pembrey
 Circuit Length = 1.4560 miles

These results are provisional until the conclusion of any judicial and technical matters.

Clerk of Course :		Timekeeper :
-------------------	--	--------------

Delphi British Truck Racing Association Championship - Class A
QUALIFYING - RACE 6 - CLASSIFICATION

POS	NO	CL	NAME	ENTRY	TIME	ON	LAPS	GAP	DIFF	MPH
1	5	A	Chris LEVETT	MAN TGS TGS 480 12000cc	1:10.737	7	11			74.09
2	7	A	Stuart OLIVER	MAN TGS 18-480 12000cc	1:10.754	5	12	0.017	0.017	74.08
3	84	A	Matt SUMMERFIELD	MAN ERF ECT 410 12000cc	1:12.372	2	9	1.635	1.618	72.42
4	37	A	Terry GIBBON	MAN TGA 12000cc	1:12.482	7	9	1.745	0.110	72.31
5	69	A	David JENKINS	MAN TGA 12000cc	1:12.887	3	9	2.150	0.405	71.91
6	50	A	Carl BROOKFIELD	ERF E14 11000cc	1:18.268	6	10	7.531	5.381	66.96
7	95	A	Richard COLLETT	MAN TGA 12000cc		0	3			

Weather / Track : Bright / Dry

These results are provisional until the conclusion of any judicial and technical matters.

Pembrey
 Circuit Length = 1.4560 miles
 Start: 11:03 End: 11:19


Clerk of Course :		Timekeeper :
-------------------	--	--------------

Delphi British Truck Racing Association Championship - Class A
QUALIFYING - RACE 6 - LAP ANALYSIS

5	Chris LEVETT A MAN TGS TGS 480 12000cc					
1 -	1:16.205	+ 5.468	11:05:59.906	7 -	1:10.737	11:13:25.161
2 -	1:18.861	+ 8.124	11:07:18.767	8 -	1:11.210	+ 0.473
3 -	1:10.982	+ 0.245	11:08:29.749	9 -	1:11.192	+ 0.455
4 -	1:11.130	+ 0.393	11:09:40.879	10 -	1:34.822	+ 24.085
5 -	1:22.794	+ 12.057	11:11:03.673	11 -	2:03.397 P	+ 52.660
6 -	1:10.751	+ 0.014	11:12:14.424			
7	Stuart OLIVER A MAN TGS 18-480 12000cc					
1 -	1:11.619	+ 0.865	11:05:50.677	7 -	1:11.673	+ 0.919
2 -	1:11.740	+ 0.986	11:07:02.417	8 -	1:11.241	+ 0.487
3 -	1:11.391	+ 0.637	11:08:13.808	9 -	1:11.155	+ 0.401
4 -	1:11.731	+ 0.977	11:09:25.539	10 -	1:11.243	+ 0.489
5 -	1:10.754		11:10:36.293	11 -	1:11.138	+ 0.384
6 -	1:10.915	+ 0.161	11:11:47.208	12 -	1:53.482 P	+ 42.728
37	Terry GIBBON A MAN TGA 12000cc					
1 -	1:13.395	+ 0.913	11:06:30.345	6 -	1:13.337	+ 0.855
2 -	1:12.716	+ 0.234	11:07:43.061	7 -	1:12.482	11:16:03.419
3 -	1:12.585	+ 0.103	11:08:55.646	8 -	1:13.716	+ 1.234
4 -	1:27.247 P	+ 14.765	11:10:22.893	9 -	1:12.735	+ 0.253
5 -	3:14.707	+ 2:02.225	11:13:37.600			
50	Carl BROOKFIELD A ERF E14 11000cc					
1 -	1:21.991	+ 3.723	11:06:20.742	6 -	1:18.268	11:12:58.195
2 -	1:19.788	+ 1.520	11:07:40.530	7 -	1:19.657	+ 1.389
3 -	1:20.298	+ 2.030	11:09:00.828	8 -	1:20.464	+ 2.196
4 -	1:19.573	+ 1.305	11:10:20.401	9 -	1:20.709	+ 2.441
5 -	1:19.526	+ 1.258	11:11:39.927	10 -	1:18.895	+ 0.627
69	David JENKINS A MAN TGA 12000cc					
1 -	1:13.882	+ 0.995	11:05:58.536	6 -	1:13.093	+ 0.206
2 -	1:13.964	+ 1.077	11:07:12.500	7 -	1:13.376	+ 0.489
3 -	1:12.887		11:08:25.387	8 -	1:31.044 P	+ 18.157
4 -	1:12.951	+ 0.064	11:09:38.338	9 -	4:16.752	+ 3:03.865
5 -	1:13.173	+ 0.286	11:10:51.511			
84	Matt SUMMERFIELD A MAN ERF ECT 410 12000cc					
1 -	1:12.813	+ 0.441	11:05:52.377	6 -	1:12.627	+ 0.255
2 -	1:12.372		11:07:04.749	7 -	1:32.399	+ 20.027
3 -	1:12.389	+ 0.017	11:08:17.138	8 -	1:12.382	+ 0.010
4 -	1:12.542	+ 0.170	11:09:29.680	9 -	1:47.348 P	+ 34.976
5 -	1:13.043	+ 0.671	11:10:42.723			
95	Richard COLLETT A MAN TGA 12000cc					
1 -	1:44.221 P	- 03:59:10.555	11:06:44.606	3 -	5:06.561	- 03:55:48.215
2 -	6:55.295 P	- 03:53:59.481	11:13:39.901			

Delphi British Truck Racing Association Championship - Class A

RACE 6 - GRID

ROW 4	95 Richard COLLETT	60 Roger BROOKFIELD
ROW 3	1:12.887 69 David JENKINS	1:18.268 50 Carl BROOKFIELD
ROW 2	1:12.372 84 Matt SUMMERFIELD	1:12.482 37 Terry GIBBON
ROW 1	1:10.737 5 Chris LEVETT	1:10.754 7 Stuart OLIVER
Pole		
		

Pembrey
Circuit Length = 1.4560 miles

These results are provisional until the conclusion of any judicial and technical matters.

Clerk of Course :

Timekeeper :

Delphi British Truck Racing Association Championship - Class B

RACE 4 - CLASSIFICATION

POS	NO	CL	NAME	ENTRY	LAPS	TIME	GAP	DIFF	MPH	BEST	ON
1	81	B	Elton BOOCOCK	Seddon Atkinson	10	12:54.563			67.67	1:15.219	2
2	54	B	Steven POWELL	Ford Cargo 14000cc	10	13:14.236	19.673	19.673	65.99	1:18.023	3
3	97	B	Garry GEORGE	Foden Alpha 11000cc	10	13:18.045	23.482	3.809	65.68	1:17.656	3
4	61	B	David BALL	Seddon Atkinson Strato 11000cc	10	13:18.625	24.062	0.580	65.63	1:17.728	3
5	70	B	Brian BURT	Volvo White 14000cc	10	13:29.724	35.161	11.099	64.73	1:19.323	3
6	90	B	Adam ATKINS	Volvo White Road Boss 11 12000cccc	10	13:33.555	38.992	3.831	64.42	1:19.570	3
7	19	B	Trevor MARTIN	E.R.F. ES8 11000cc	9	13:02.370	1 lap	1 lap	60.29	1:23.858	3
8	28	B	Jim BENNETT	Seddon Atkinson . 120000cc	9	14:09.778	1 lap	1:07.408	55.51	1:23.332	3
FASTEST LAP											
81	B	Elton BOOCOCK	Seddon Atkinson	2	1:15.219			69.68 mph		112.14 kph	

Weather / Track : Bright / Dry

These results are provisional until the conclusion of any judicial and technical matters.

Pembrey
Circuit Length = 1.4560 miles
Start: 13:55 End: 14:09

Clerk of Course :

Timekeeper :

Delphi British Truck Racing Association Championship - Class B

RACE 4 - LAP CHART


Lap 1			Lap 2			Lap 3			Lap 4			Lap 5		
No	Behind	Laptime	No	Behind	Laptime	No	Behind	Laptime	No	Behind	Laptime	No	Behind	Laptime
81		1:17.502	81		1:15.219	81		1:16.199	81		1:16.626	81		1:17.422
97	4.056	1:21.558	54	8.654	1:18.771	54	10.478	1:18.023	54	12.033	1:18.181	54	13.046	1:18.435
70	5.065	1:22.567	97	9.639	1:20.802	97	11.096	1:17.656	97	13.664	1:19.194	97	15.990	1:19.748
54	5.102	1:22.604	61	9.831	1:19.524	61	11.360	1:17.728	61	13.820	1:19.086	61	16.792	1:20.394
61	5.526	1:23.028	70	12.330	1:22.484	70	15.454	1:19.323	70	18.656	1:19.828	70	21.556	1:20.322
90	7.904	1:25.406	90	13.849	1:21.164	90	17.220	1:19.570	90	20.945	1:20.351	90	24.619	1:21.096
19	12.104	1:29.606	19	21.529	1:24.644	19	29.188	1:23.858	19	38.123	1:25.561	19	48.306	1:27.605
28	13.680	1:31.182	28	25.656	1:27.195	28	32.789	1:23.332	28	42.820	1:26.657	28	54.277	1:28.879

Delphi British Truck Racing Association Championship - Class B

RACE 4 - LAP CHART

Lap 6			Lap 7			Lap 8			Lap 9			Lap 10		
No	Behind	Laptime	No	Behind	Laptime	No	Behind	Laptime	No	Behind	Laptime	No	Behind	Laptime
81		1:17.331	81		1:17.626	81		1:17.495	81		1:19.609	81		1:19.534
54	14.871	1:19.156	54	16.860	1:19.615	54	19.035	1:19.670	19	1 LAP	1:28.706	19	1 LAP	1:27.244
97	17.924	1:19.265	97	20.775	1:20.477	97	22.680	1:19.400	54	19.332	1:19.906	54	19.673	1:19.875
61	18.278	1:18.817	61	20.978	1:20.326	61	22.888	1:19.405	97	22.883	1:19.812	97	23.482	1:20.133
70	24.499	1:20.274	70	27.610	1:20.737	70	31.399	1:21.284	61	23.499	1:20.220	61	24.062	1:20.097
90	28.394	1:21.106	90	31.921	1:21.153	90	35.295	1:20.869	28	1 LAP	1:55.400 P	70	35.161	1:22.131
19	57.658	1:26.683	19	1:08.495	1:28.463				70	32.564	1:20.774	90	38.992	1:21.453
28	1:06.135	1:29.189	28	1:14.165	1:25.656				90	37.073	1:21.387	28	1 LAP	2:02.288 P

Delphi British Truck Racing Association Championship - Class B
RACE 10 - GRID

ROW 4	19 Trevor MARTIN	28 Jim BENNETT
ROW 3	70 Brian BURT	90 Adam ATKINS
ROW 2	97 Garry GEORGE	61 David BALL
ROW 1	81 Elton BOOCOCK	54 Steven POWELL
Pole		
		

Pembrey
Circuit Length = 1.4560 miles

These results are provisional until the conclusion of any judicial and technical matters.

Clerk of Course :		Timekeeper :
-------------------	--	--------------

Delphi British Truck Racing Association Championship - Class A

RACE 6 - CLASSIFICATION

POS	NO	CL	NAME	ENTRY	LAPS	TIME	GAP	DIFF	MPH	BEST	ON
1	7	A	Stuart OLIVER	MAN TGS 18-480 12000cc	10	12:02.218			72.57	1:11.447	5
2	69	A	David JENKINS	MAN TGA 12000cc	10	12:16.569	14.351	14.351	71.16	1:12.688	4
3	84	A	Matt SUMMERFIELD	MAN ERF ECT 410 12000cc	10	12:17.462	15.244	0.893	71.07	1:12.505	4
4	95	A	Richard COLLETT	MAN TGA 12000cc	10	12:19.311	17.093	1.849	70.89	1:12.486	5
5	60	A	Roger BROOKFIELD	DAF CF 11000cc	10	13:11.224	1:09.006	51.913	66.24	1:17.459	5
NOT CLASSIFIED											
DNF	50	A	Carl BROOKFIELD	ERF E14 11000cc	7	9:22.667	3 laps	3 laps	65.20	1:18.491	3
FASTEST LAP											
7	A	Stuart OLIVER	MAN TGS 18-480 12000cc	5	1:11.447	73.36 mph			118.06 kph		

Weather / Track : Bright / Dry

These results are provisional until the conclusion of any judicial and technical matters.

Pembrey
Circuit Length = 1.4560 miles
Start: 14:55 End: 15:09

Clerk of Course :		Timekeeper :
-------------------	--	--------------

Delphi British Truck Racing Association Championship - Class A

RACE 6 - LAP CHART


Lap 1			Lap 2			Lap 3			Lap 4			Lap 5		
No	Behind	Laptime	No	Behind	Laptime	No	Behind	Laptime	No	Behind	Laptime	No	Behind	Laptime
7		1:14.809	7		1:11.929	7		1:11.632	7		1:11.524	7		1:11.447
84	1.654	1:16.463	84	2.629	1:12.904	84	4.858	1:13.861	84	5.839	1:12.505	84	8.903	1:14.511
69	1.890	1:16.699	69	3.035	1:13.074	69	4.956	1:13.553	69	6.120	1:12.688	69	9.078	1:14.405
95	4.540	1:19.349	95	5.580	1:12.969	95	6.827	1:12.879	95	8.793	1:13.490	95	9.832	1:12.486
50	9.827	1:24.636	60	17.582	1:19.119	60	24.781	1:18.831	60	31.525	1:18.268	60	37.537	1:17.459
60	10.392	1:25.201	50	19.475	1:21.577	50	26.334	1:18.491	50	34.872	1:20.062	50	42.735	1:19.310

Delphi British Truck Racing Association Championship - Class A

RACE 6 - LAP CHART

Lap 6			Lap 7			Lap 8			Lap 9			Lap 10		
No	Behind	Laptime	No	Behind	Laptime	No	Behind	Laptime	No	Behind	Laptime	No	Behind	Laptime
7		1:11.825	7		1:11.957	7		1:12.145	7		1:12.300	7		1:12.650
84	10.271	1:13.193	84	11.771	1:13.457	69	13.204	1:13.399	69	14.043	1:13.139	69	14.351	1:12.958
69	10.441	1:13.188	69	11.950	1:13.466	84	13.686	1:14.060	84	14.926	1:13.540	84	15.244	1:12.968
95	12.251	1:14.244	95	13.053	1:12.759	95	15.865	1:14.957	95	16.531	1:12.966	95	17.093	1:13.212
60	43.190	1:17.478	60	49.296	1:18.063	60	55.105	1:17.954	60	1:02.250	1:19.445	60	1:09.006	1:19.406
50	49.628	1:18.718	50	57.544	1:19.873									

Delphi British Truck Racing Association Championship - Class A
RACE 13 - GRID

ROW 3	60 Roger BROOKFIELD	50 Carl BROOKFIELD
ROW 2	84 Matt SUMMERFIELD	95 Richard COLLETT
ROW 1	7 Stuart OLIVER	69 David JENKINS
Pole		
		

Pembrey
 Circuit Length = 1.4560 miles

These results are provisional until the conclusion of any judicial and technical matters.

Clerk of Course :		Timekeeper :

Delphi British Truck Racing Association Championship - Class A

WARMUP - CLASSIFICATION

POS	NO	CL	NAME	ENTRY	TIME	ON	LAPS	GAP	DIFF	MPH
1	7	A	Stuart OLIVER	MAN TGS 18-480 12000cc	1:11.593	8	10			73.21
2	37	A	Terry GIBBON	MAN TGA 12000cc	1:12.364	10	10	0.771	0.771	72.43
3	69	A	David JENKINS	MAN TGA 12000cc	1:12.812	1	9	1.219	0.448	71.98
4	84	A	Matt SUMMERFIELD	MAN ERF ECT 410 12000cc	1:13.169	2	9	1.576	0.357	71.63
5	95	A	Richard COLLETT	MAN TGA 12000cc	1:14.626	3	6	3.033	1.457	70.23
6	81	B	Elton BOOCOCK	Seddon Atkinson	1:16.599	10	10	5.006	1.973	68.42
7	60	A	Roger BROOKFIELD	DAF CF 11000cc	1:18.258	5	10	6.665	1.659	66.97
8	50	A	Carl BROOKFIELD	ERF E14 11000cc	1:19.024	10	10	7.431	0.766	66.32
9	54	B	Steven POWELL	Ford Cargo 14000cc	1:19.413	3	7	7.820	0.389	66.00
10	90	B	Adam ATKINS	Volvo White Road Boss 11 12000cccc	1:20.748	5	6	9.155	1.335	64.91
11	10	B	Paul CLARK	Volvo FL10 10000cc	1:22.944	7	7	11.351	2.196	63.19
12	19	B	Trevor MARTIN	E.R.F. ES8 11000cc	1:23.286	8	10	11.693	0.342	62.93
13	70	B	Brian BURT	Volvo White 14000cc	1:23.962	5	9	12.369	0.676	62.42
14	28	B	Jim BENNETT	Seddon Atkinson . 120000cc	1:24.938	5	9	13.345	0.976	61.71
15	61	B	David BALL	Seddon Atkinson Strato 11000cc	1:26.505	1	3	14.912	1.567	60.59

Weather / Track : Cloudy / Dry

These results are provisional until the conclusion of any judicial and technical matters.

Pembrey
Circuit Length = 1.4560 miles
Start: 09:53 End: 10:10

Clerk of Course :

Timekeeper :

Delphi British Truck Racing Association Championship - Class A

WARMUP - LAP ANALYSIS

5	Chris LEVETT	A MAN TGS TGS 480 12000cc					
7	Stuart OLIVER	A MAN TGS 18-480 12000cc					
1 -	1:12.308	+ 0.715	9:56:38.059	6 -	1:16.402	+ 4.809	10:04:20.305
2 -	1:12.249	+ 0.656	9:57:50.308	7 -	1:12.080	+ 0.487	10:05:32.385
3 -	1:24.248 P	+ 12.655	9:59:14.556	8 -	1:11.593		10:06:43.978
4 -	2:36.164	+ 1:24.571	10:01:50.720	9 -	1:13.184	+ 1.591	10:07:57.162
5 -	1:13.183	+ 1.590	10:03:03.903	10 -	1:14.938	+ 3.345	10:09:12.100
10	Paul CLARK	B Volvo FL10 10000cc					
1 -	1:24.272	+ 1.328	9:57:04.711	5 -	1:39.708 P	+ 16.764	10:02:55.107
2 -	1:23.912	+ 0.968	9:58:28.623	6 -	5:00.572	+ 3:37.628	10:07:55.679
3 -	1:23.025	+ 0.081	9:59:51.648	7 -	1:22.944		10:09:18.623
4 -	1:23.751	+ 0.807	10:01:15.399				
19	Trevor MARTIN	B E.R.F. ES8 11000cc					
1 -	1:26.326	+ 3.040	9:57:17.771	6 -	1:26.539	+ 3.253	10:04:27.754
2 -	1:25.836	+ 2.550	9:58:43.607	7 -	1:24.211	+ 0.925	10:05:51.965
3 -	1:26.671	+ 3.385	10:00:10.278	8 -	1:23.286		10:07:15.251
4 -	1:25.980	+ 2.694	10:01:36.258	9 -	1:27.124	+ 3.838	10:08:42.375
5 -	1:24.957	+ 1.671	10:03:01.215	10 -	1:24.673	+ 1.387	10:10:07.048
28	Jim BENNETT	B Seddon Atkinson . 120000cc					
1 -	1:25.783	+ 0.845	9:57:29.382	6 -	1:28.633	+ 3.695	10:04:39.893
2 -	1:26.031	+ 1.093	9:58:55.413	7 -	1:25.085	+ 0.147	10:06:04.978
3 -	1:25.598	+ 0.660	10:00:21.011	8 -	1:26.298	+ 1.360	10:07:31.276
4 -	1:25.311	+ 0.373	10:01:46.322	9 -	1:30.299	+ 5.361	10:09:01.575
5 -	1:24.938		10:03:11.260				
37	Terry GIBBON	A MAN TGA 12000cc					
1 -	1:14.003	+ 1.639	9:56:51.443	6 -	1:14.410	+ 2.046	10:05:08.271
2 -	1:13.007	+ 0.643	9:58:04.450	7 -	1:13.258	+ 0.894	10:06:21.529
3 -	1:29.098 P	+ 16.734	9:59:33.548	8 -	1:13.758	+ 1.394	10:07:35.287
4 -	3:07.132	+ 1:54.768	10:02:40.680	9 -	1:13.209	+ 0.845	10:08:48.496
5 -	1:13.181	+ 0.817	10:03:53.861	10 -	1:12.364		10:10:00.860
50	Carl BROOKFIELD	A ERF E14 11000cc					
1 -	1:20.798	+ 1.774	9:57:10.294	6 -	1:21.685	+ 2.661	10:03:53.784
2 -	1:19.699	+ 0.675	9:58:29.993	7 -	1:20.267	+ 1.243	10:05:14.051
3 -	1:21.968	+ 2.944	9:59:51.961	8 -	1:20.052	+ 1.028	10:06:34.103
4 -	1:20.614	+ 1.590	10:01:12.575	9 -	1:20.262	+ 1.238	10:07:54.365
5 -	1:19.524	+ 0.500	10:02:32.099	10 -	1:19.024		10:09:13.389
54	Steven POWELL	B Ford Cargo 14000cc					
1 -	1:21.654	+ 2.241	9:57:05.041	5 -	1:19.719	+ 0.306	10:02:24.118
2 -	1:19.642	+ 0.229	9:58:24.683	6 -	1:21.541	+ 2.128	10:03:45.659
3 -	1:19.413		9:59:44.096	7 -	1:42.904 P	+ 23.491	10:05:28.563
4 -	1:20.303	+ 0.890	10:01:04.399				
60	Roger BROOKFIELD	A DAF CF 11000cc					
1 -	1:19.401	+ 1.143	9:57:16.242	6 -	1:18.730	+ 0.472	10:03:51.470
2 -	1:19.257	+ 0.999	9:58:35.499	7 -	1:18.910	+ 0.652	10:05:10.380
3 -	1:18.923	+ 0.665	9:59:54.422	8 -	1:19.407	+ 1.149	10:06:29.787
4 -	1:20.060	+ 1.802	10:01:14.482	9 -	1:19.755	+ 1.497	10:07:49.542
5 -	1:18.258		10:02:32.740	10 -	1:20.516	+ 2.258	10:09:10.058
61	David BALL	B Seddon Atkinson Strato 11000cc					
1 -	1:26.505		9:57:31.088	3 -	1:37.432 P	+ 10.927	10:00:38.722
2 -	1:30.202	+ 3.697	9:59:01.290				

Weather / Track : Cloudy / Dry

Delphi British Truck Racing Association Championship - Class A

WARMUP - LAP ANALYSIS

69	David JENKINS		A MAN TGA 12000cc				
1 -	1:12.812		9:56:39.639	6 -	1:13.483	+ 0.671	10:05:16.152
2 -	1:13.669	+ 0.857	9:57:53.308	7 -	1:14.533	+ 1.721	10:06:30.685
3 -	1:13.070	+ 0.258	9:59:06.378	8 -	1:14.972	+ 2.160	10:07:45.657
4 -	1:27.307 P	+ 14.495	10:00:33.685	9 -	1:13.728	+ 0.916	10:08:59.385
5 -	3:28.984	+ 2:16.172	10:04:02.669				
70	Brian BURT		B Volvo White 14000cc				
1 -	1:26.131	+ 2.169	9:57:31.133	6 -	1:27.230	+ 3.268	10:04:44.360
2 -	1:28.549	+ 4.587	9:58:59.682	7 -	1:29.173	+ 5.211	10:06:13.533
3 -	1:27.989	+ 4.027	10:00:27.671	8 -	1:32.158	+ 8.196	10:07:45.691
4 -	1:25.497	+ 1.535	10:01:53.168	9 -	1:26.957	+ 2.995	10:09:12.648
5 -	1:23.962		10:03:17.130				
81	Elton BOOCOCK		B Seddon Atkinson				
1 -	1:29.003	+ 12.404	9:57:25.529	6 -	1:19.251	+ 2.652	10:04:07.631
2 -	1:19.141	+ 2.542	9:58:44.670	7 -	1:17.828	+ 1.229	10:05:25.459
3 -	1:23.941	+ 7.342	10:00:08.611	8 -	1:17.053	+ 0.454	10:06:42.512
4 -	1:20.754	+ 4.155	10:01:29.365	9 -	1:18.095	+ 1.496	10:08:00.607
5 -	1:19.015	+ 2.416	10:02:48.380	10 -	1:16.599		10:09:17.206
84	Matt SUMMERFIELD		A MAN ERF ECT 410 12000cc				
1 -	1:14.148	+ 0.979	9:56:34.787	6 -	1:13.691	+ 0.522	10:06:06.133
2 -	1:13.169		9:57:47.956	7 -	1:13.222	+ 0.053	10:07:19.355
3 -	1:34.443 P	+ 21.274	9:59:22.399	8 -	1:14.837	+ 1.668	10:08:34.192
4 -	4:15.976	+ 3:02.807	10:03:38.375	9 -	1:14.134	+ 0.965	10:09:48.326
5 -	1:14.067	+ 0.898	10:04:52.442				
90	Adam ATKINS		B Volvo White Road Boss 11 12000ccccc				
1 -	1:24.996	+ 4.248	9:57:31.869	4 -	1:21.083	+ 0.335	10:01:41.325
2 -	1:26.192	+ 5.444	9:58:58.061	5 -	1:20.748		10:03:02.073
3 -	1:22.181	+ 1.433	10:00:20.242	6 -	1:44.383 P	+ 23.635	10:04:46.456
95	Richard COLLETT		A MAN TGA 12000cc				
1 -	1:28.715	+ 14.089	9:57:33.719	4 -	1:16.241	+ 1.615	10:01:26.947
2 -	1:22.361	+ 7.735	9:58:56.080	5 -	1:15.036	+ 0.410	10:02:41.983
3 -	1:14.626		10:00:10.706	6 -	1:33.147 P	+ 18.521	10:04:15.130

Weather / Track : Cloudy / Dry

Delphi British Truck Racing Association Championship - Class B

RACE 10 - RESTART - CLASSIFICATION

POS	NO	CL	NAME	ENTRY	LAPS	TIME	GAP	DIFF	MPH	BEST	ON
1	81	B	Elton BOOCOCK	Seddon Atkinson	8	10:20.559			67.57	1:16.764	4
2	54	B	Steven POWELL	Ford Cargo 14000cc	8	10:38.280	17.721	17.721	65.69	1:18.975	8
3	97	B	Garry GEORGE	Foden Alpha 11000cc	8	10:43.566	23.007	5.286	65.15	1:18.302	3
4	70	B	Brian BURT	Volvo White 14000cc	8	11:13.753	53.194	30.187	62.23	1:19.717	4
5	10	B	Paul CLARK	Volvo FL10 10000cc	8	11:14.101	53.542	0.348	62.20	1:22.265	7
6	19	B	Trevor MARTIN	E.R.F. ES8 11000cc	8	11:15.967	55.408	1.866	62.03	1:22.424	5
7	28	B	Jim BENNETT	Seddon Atkinson . 120000cc	8	11:39.726	1:19.167	23.759	59.92	1:24.376	5

FASTEST LAP

81	B	Elton BOOCOCK	Seddon Atkinson	4	1:16.764	68.28 mph	109.88 kph
----	---	----------------------	-----------------	---	----------	-----------	------------

Weather / Track : Cloudy / Dry

These results are provisional until the conclusion of any judicial and technical matters.

Pembrey
Circuit Length = 1.4560 miles
Start: 12:03 End: 12:15

Clerk of Course :

Timekeeper :

Delphi British Truck Racing Association Championship - Class B


RACE 10 - RESTART - LAP CHART

Lap 1			Lap 2			Lap 3			Lap 4			Lap 5		
No	Behind	Laptime	No	Behind	Laptime	No	Behind	Laptime	No	Behind	Laptime	No	Behind	Laptime
81		1:19.033	81		1:17.971	81		1:17.428	81		1:16.764	81		1:17.341
97	0.779	1:19.812	97	1.225	1:18.417	97	2.099	1:18.302	54	9.312	1:19.269	54	12.006	1:20.035
54	3.080	1:22.113	54	4.688	1:19.579	54	6.807	1:19.547	97	9.707	1:24.372	97	12.768	1:20.402
70	4.261	1:23.294	70	6.682	1:20.392	70	9.451	1:20.197	70	12.404	1:19.717	70	15.360	1:20.297
19	8.866	1:27.899	19	15.925	1:25.030	19	23.697	1:25.200	10	30.055	1:22.387	10	35.489	1:22.775
28	11.080	1:30.113	10	17.577	1:23.601	10	24.432	1:24.283	19	32.082	1:25.149	19	37.165	1:22.424
10	11.947	1:30.980	28	17.943	1:24.834	28	27.522	1:27.007	28	41.360	1:30.602	28	48.395	1:24.376

Delphi British Truck Racing Association Championship - Class B
RACE 10 - RESTART - LAP CHART

Lap 6			Lap 7			Lap 8		
No	Behind	Laptime	No	Behind	Laptime	No	Behind	Laptime
81		1:17.483	81		1:17.206	81		1:17.333
54	13.830	1:19.307	54	16.079	1:19.455	54	17.721	1:18.975
97	14.718	1:19.433	97	17.926	1:20.414	97	23.007	1:22.414
70	19.824	1:21.947	70	41.891	1:39.273	70	53.194	1:28.636
10	40.500	1:22.494	10	45.559	1:22.265	10	53.542	1:25.316
19	42.572	1:22.890	19	48.531	1:23.165	19	55.408	1:24.210
28	59.781	1:28.869	28	1:07.990	1:25.415	28	1:19.167	1:28.510

Delphi British Truck Racing Association Championship - Class B
RACE 15 - GRID

ROW 4	28 Jim BENNETT	61 David BALL
ROW 3	10 Paul CLARK	19 Trevor MARTIN
ROW 2	97 Garry GEORGE	70 Brian BURT
ROW 1	81 Elton BOOCOCK	54 Steven POWELL
Pole		
		

Pembrey
Circuit Length = 1.4560 miles

These results are provisional until the conclusion of any judicial and technical matters.

Clerk of Course :		Timekeeper :
-------------------	--	--------------

Delphi British Truck Racing Association Championship - Class A

RACE 14 - CLASSIFICATION

POS	NO	CL	NAME	ENTRY	LAPS	TIME	GAP	DIFF	MPH	BEST	ON
1	7	A	Stuart OLIVER	MAN TGS 18-480 12000cc	10	12:01.511			72.64	1:11.348	5
2	5	A	Chris LEVETT	MAN TGS TGS 480 12000cc	10	12:02.205	0.694	0.694	72.57	1:11.682	9
3	95	A	Richard COLLETT	MAN TGA 12000cc	10	12:13.803	12.292	11.598	71.43	1:12.321	6
4	37	A	Terry GIBBON	MAN TGA 12000cc	10	12:18.007	16.496	4.204	71.02	1:12.534	7
5	69	A	David JENKINS	MAN TGA 12000cc	10	12:22.371	20.860	4.364	70.60	1:12.299	6
6	84	A	Matt SUMMERFIELD	MAN ERF ECT 410 12000cc	10	12:25.815	24.304	3.444	70.27	1:12.238	6
7	50	A	Carl BROOKFIELD	ERF E14 11000cc	9	12:09.946	1 lap	1 lap	64.62	1:19.427	3
8	60	A	Roger BROOKFIELD	DAF CF 11000cc	9	12:11.183	1 lap	1.237	64.51	1:17.968	4

FASTEST LAP

7	A	Stuart OLIVER	MAN TGS 18-480 12000cc	5	1:11.348	73.46 mph	118.23 kph
---	---	----------------------	------------------------	---	----------	-----------	------------

Weather / Track : Cloudy / Dry

These results are provisional until the conclusion of any judicial and technical matters.

Pembrey
 Circuit Length = 1.4560 miles
 Start: 14:22 End: 14:35

Clerk of Course :

Timekeeper :

Delphi British Truck Racing Association Championship - Class A

RACE 14 - LAP CHART


Lap 1			Lap 2			Lap 3			Lap 4			Lap 5		
No	Behind	Laptime	No	Behind	Laptime	No	Behind	Laptime	No	Behind	Laptime	No	Behind	Laptime
7		1:13.533	7		1:11.953	7		1:12.505	7		1:12.036	7		1:11.348
5	0.527	1:14.060	5	0.435	1:11.861	5	0.409	1:12.479	5	0.542	1:12.169	5	1.084	1:11.890
95	2.442	1:15.975	95	2.910	1:12.421	95	2.768	1:12.363	95	3.084	1:12.352	95	4.252	1:12.516
37	4.049	1:17.582	37	6.114	1:14.018	37	7.531	1:13.922	37	8.160	1:12.665	37	11.590	1:14.778
50	13.411	1:26.944	69	15.725	1:13.377	69	16.373	1:13.153	69	17.414	1:13.077	69	18.736	1:12.670
69	14.301	1:27.834	84	19.811	1:14.358	84	20.169	1:12.863	84	20.975	1:12.842	84	22.260	1:12.633
60	15.996	1:29.529	50	22.069	1:20.611	50	28.991	1:19.427	50	36.445	1:19.490	50	45.936	1:20.839
84	17.406	1:30.939	60	23.485	1:19.442	60	32.432	1:21.452	60	38.364	1:17.968	60	46.789	1:19.773

Delphi British Truck Racing Association Championship - Class A

RACE 14 - LAP CHART

Lap 6			Lap 7			Lap 8			Lap 9			Lap 10		
No	Behind	Laptime	No	Behind	Laptime	No	Behind	Laptime	No	Behind	Laptime	No	Behind	Laptime
7		1:11.497	7		1:11.709	7		1:11.613	7		1:12.928	7		1:12.389
5	1.510	1:11.923	5	1.956	1:12.155	5	2.131	1:11.788	50	1 LAP	1:22.391	5	0.694	1:12.198
95	5.076	1:12.321	95	9.576	1:16.209	95	10.518	1:12.555	5	0.885	1:11.682	50	1 LAP	1:20.026
37	13.134	1:13.041	37	13.959	1:12.534	37	15.587	1:13.241	95	11.471	1:13.881	60	1 LAP	1:23.466
69	19.538	1:12.299	69	20.543	1:12.714	69	21.305	1:12.375	37	15.764	1:13.105	95	12.292	1:13.210
84	23.001	1:12.238	84	23.634	1:12.342	84	24.459	1:12.438	69	20.712	1:12.335	37	16.496	1:13.121
50	54.512	1:20.073	50	1:02.948	1:20.145	60	1:11.523	1:19.449	84	24.275	1:12.744	69	20.860	1:12.537
60	55.080	1:19.788	60	1:03.687	1:20.316							84	24.304	1:12.418

Delphi British Truck Racing Association Championship - Class A
RACE 18 - GRID

ROW 4	50 Carl BROOKFIELD	60 Roger BROOKFIELD
ROW 3	69 David JENKINS	84 Matt SUMMERFIELD
ROW 2	95 Richard COLLETT	37 Terry GIBBON
ROW 1	7 Stuart OLIVER	5 Chris LEVETT
Pole		
		

Pembrey
Circuit Length = 1.4560 miles

These results are provisional until the conclusion of any judicial and technical matters.

Clerk of Course :

Timekeeper :

Delphi British Truck Racing Association Championship - Class B

RACE 15 - CLASSIFICATION

POS	NO	CL	NAME	ENTRY	LAPS	TIME	GAP	DIFF	MPH	BEST	ON
1	81	B	Elton BOOCOCK	Seddon Atkinson	10	12:51.073			67.97	1:16.296	5
2	61	B	David BALL	Seddon Atkinson Strato 11000cc	10	12:58.160	7.087	7.087	67.35	1:16.068	7
3	97	B	Garry GEORGE	Foden Alpha 11000cc	10	13:01.583	10.510	3.423	67.06	1:17.190	4
4	54	B	Steven POWELL	Ford Cargo 14000cc	10	13:13.836	22.763	12.253	66.02	1:18.552	2
5	70	B	Brian BURT	Volvo White 14000cc	10	13:28.769	37.696	14.933	64.80	1:19.863	3
6	90	B	Adam ATKINS	Volvo White Road Boss 11 12000cccc	10	13:29.285	38.212	0.516	64.76	1:19.452	4
7	10	B	Paul CLARK	Volvo FL10 10000cc	10	13:40.437	49.364	11.152	63.88	1:21.020	3
8	19	B	Trevor MARTIN	E.R.F. ES8 11000cc	10	13:42.803	51.730	2.366	63.70	1:20.874	5
9	28	B	Jim BENNETT	Seddon Atkinson . 120000cc	10	14:10.641	1:19.568	27.838	61.61	1:22.828	6

FASTEST LAP

61	B	David BALL	Seddon Atkinson Strato 11000cc	7	1:16.068	68.90 mph	110.89 kph
----	---	-------------------	--------------------------------	---	----------	-----------	------------

Weather / Track : Cloudy / Dry

These results are provisional until the conclusion of any judicial and technical matters.

Pembrey
Circuit Length = 1.4560 miles
Start: 14:46 End: 15:00

Clerk of Course :		Timekeeper :
-------------------	--	--------------

Delphi British Truck Racing Association Championship - Class B

RACE 15 - LAP CHART

Lap 1			Lap 2			Lap 3			Lap 4			Lap 5		
No	Behind	Laptime	No	Behind	Laptime	No	Behind	Laptime	No	Behind	Laptime	No	Behind	Laptime
81		1:18.358	81		1:17.491	81		1:16.855	81		1:16.922	81		1:16.296
97	1.532	1:19.890	97	1.393	1:17.352	97	2.346	1:17.808	97	2.614	1:17.190	97	3.968	1:17.650
54	3.229	1:21.587	54	4.290	1:18.552	54	6.267	1:18.832	54	8.261	1:18.916	61	10.619	1:18.564
70	4.143	1:22.501	61	7.581	1:19.273	61	8.823	1:18.097	61	8.351	1:16.450	54	12.389	1:20.424
61	5.799	1:24.157	70	7.832	1:21.180	70	10.840	1:19.863	70	14.984	1:21.066	70	18.938	1:20.250
10	7.448	1:25.806	90	10.374	1:20.042	90	13.134	1:19.615	90	15.664	1:19.452	90	19.334	1:19.966
90	7.823	1:26.181	10	11.856	1:21.899	10	16.021	1:21.020	10	20.328	1:21.229	10	26.680	1:22.648
19	9.808	1:28.166	19	14.205	1:21.888	19	19.477	1:22.127	19	25.618	1:23.063	19	30.196	1:20.874
28	11.842	1:30.200	28	17.180	1:22.829	28	24.259	1:23.934	28	30.228	1:22.891	28	38.970	1:25.038

Delphi British Truck Racing Association Championship - Class B

RACE 15 - LAP CHART

Lap 6			Lap 7			Lap 8			Lap 9			Lap 10		
No	Behind	Laptime	No	Behind	Laptime	No	Behind	Laptime	No	Behind	Laptime	No	Behind	Laptime
81		1:16.742	81		1:17.360	81		1:16.837	81		1:17.382	81		1:16.830
97	4.973	1:17.747	97	6.128	1:18.515	97	7.281	1:17.990	61	7.728	1:16.327	61	7.087	1:16.189
61	10.223	1:16.346	61	8.931	1:16.068	61	8.783	1:16.689	97	9.511	1:19.612	97	10.510	1:17.829
54	14.652	1:19.005	54	16.039	1:18.747	54	18.310	1:19.108	54	20.355	1:19.427	54	22.763	1:19.238
70	23.192	1:20.996	70	26.289	1:20.457	70	29.671	1:20.219	70	33.050	1:20.761	70	37.696	1:21.476
90	24.082	1:21.490	90	27.315	1:20.593	90	30.608	1:20.130	90	33.764	1:20.538	90	38.212	1:21.278
10	31.767	1:21.829	10	36.046	1:21.639	10	41.026	1:21.817	10	45.001	1:21.357	10	49.364	1:21.193
19	34.396	1:20.942	19	38.474	1:21.438	19	43.037	1:21.400	19	46.732	1:21.077	19	51.730	1:21.828
28	45.056	1:22.828	28	52.715	1:25.019	28	1:00.402	1:24.524	28	1:12.877	1:29.857	28	1:19.568	1:23.521

Delphi British Truck Racing Association Championship - Class A

RACE 18 - RESTART - CLASSIFICATION

POS	NO	CL	NAME	ENTRY	LAPS	TIME	GAP	DIFF	MPH	BEST	ON
1	7	A	Stuart OLIVER	MAN TGS 18-480 12000cc	10	14:09.266			61.71	1:11.453	4
2	84	A	Matt SUMMERFIELD	MAN ERF ECT 410 12000cc	10	14:17.850	8.584	8.584	61.10	1:11.722	2
3	37	A	Terry GIBBON	MAN TGA 12000cc	10	14:30.083	20.817	12.233	60.24	1:12.706	5
4	60	A	Roger BROOKFIELD	DAF CF 11000cc	10	15:17.046	1:07.780	46.963	57.15	1:17.218	9
5	50	A	Carl BROOKFIELD	ERF E14 11000cc	10	15:27.707	1:18.441	10.661	56.50	1:18.332	4
NOT CLASSIFIED											
DNF	95	A	Richard COLLETT	MAN TGA 12000cc	7	11:36.036	3 laps	3 laps	52.71	1:17.147	5
DNF	69	A	David JENKINS	MAN TGA 12000cc	0						
FASTEST LAP											
7	A	Stuart OLIVER	MAN TGS 18-480 12000cc	4	1:11.453			73.35 mph		118.05 kph	

Weather / Track : Cloudy / Dry

These results are provisional until the conclusion of any judicial and technical matters.

Pembrey
Circuit Length = 1.4560 miles
Start: 16:31 End: 16:46

Clerk of Course :		Timekeeper :
-------------------	--	--------------

Delphi British Truck Racing Association Championship - Class A

RACE 18 - RESTART - LAP CHART

Lap 1			Lap 2			Lap 3			Lap 4			Lap 5		
No	Behind	Laptime	No	Behind	Laptime	No	Behind	Laptime	No	Behind	Laptime	No	Behind	Laptime
7		3:21.508	7		1:11.744	7		1:11.511	7		1:11.453	7		1:11.887
84	2.531	3:24.039	84	2.509	1:11.722	84	3.492	1:12.494	84	4.264	1:12.225	84	4.916	1:12.539
37	5.692	3:27.200	37	6.761	1:12.813	37	8.067	1:12.817	37	9.458	1:12.844	37	10.277	1:12.706
95	7.804	3:29.312	95	13.373	1:17.313	95	19.474	1:17.612	95	25.257	1:17.236	95	30.517	1:17.147
60	10.390	3:31.898	60	16.594	1:17.948	60	22.669	1:17.586	60	28.572	1:17.356	60	33.951	1:17.266
50	11.734	3:33.242	50	19.237	1:19.247	50	26.926	1:19.200	50	33.805	1:18.332	50	41.685	1:19.767

Delphi British Truck Racing Association Championship - Class A

RACE 18 - RESTART - LAP CHART

Lap 6			Lap 7			Lap 8			Lap 9			Lap 10		
No	Behind	Laptime	No	Behind	Laptime	No	Behind	Laptime	No	Behind	Laptime	No	Behind	Laptime
7		1:11.662	7		1:12.115	7		1:12.627	7		1:12.378	7		1:12.381
84	6.184	1:12.930	84	6.454	1:12.385	84	6.746	1:12.919	84	7.713	1:13.345	84	8.584	1:13.252
37	11.786	1:13.171	37	12.880	1:13.209	37	13.270	1:13.017	37	13.977	1:13.085	37	20.817	1:19.221
95	37.484	1:18.629	60	50.520	1:22.583	60	56.321	1:18.428	60	1:01.161	1:17.218	60	1:07.780	1:19.000
60	40.052	1:17.763	50	57.155	1:19.391	50	1:03.114	1:18.586	50	1:10.784	1:20.048	50	1:18.441	1:20.038
50	49.879	1:19.856	95	1:04.156	1:38.787 P									

Pickup Truck Racing Championship

QUALIFYING - FIRST 10 MINUTES - CLASSIFICATION

POS	NO	CL	NAME	ENTRY	TIME	ON	LAPS	GAP	DIFF	MPH
1	98		Anthony HAWKINS	Pickup Truck	1:03.824	2	6			82.12
2	16		Steve DANCE	Pickup Truck	1:04.261	3	5	0.437	0.437	81.56
3	93		Michael SMITH	Pickup Truck	1:04.350	5	7	0.526	0.089	81.45
4	63		Phil WHITE	Pickup Truck	1:04.497	2	7	0.673	0.147	81.26
5	14		Damien CARR	Pickup Truck	1:04.503	4	6	0.679	0.006	81.26
6	26		Paul SAUNDERS	Pickup Truck	1:04.727	3	7	0.903	0.224	80.97
7	66		Martin HEATH	Pickup Truck	1:04.739	3	5	0.915	0.012	80.96
8	15		Simon CARR	Pickup Truck	1:04.759	8	8	0.935	0.020	80.93
9	4		Pete STEVENS	Pickup Truck	1:04.771	3	7	0.947	0.012	80.92
10	2		Dave BRIGGS	Pickup Truck	1:04.826	4	7	1.002	0.055	80.85
11	54		Gavin SEAGER	Pickup Truck	1:04.834	4	7	1.010	0.008	80.84
12	22		Nic GRINDROD	Pickup Truck	1:05.009	5	7	1.185	0.175	80.62
13	79		Mark JONES	Pickup Truck	1:05.124	4	7	1.300	0.115	80.48
14	43		Greg WOOD	Pickup Truck	1:05.458	7	7	1.634	0.334	80.07
15	37		Neil TRESSLER	Pickup Truck	1:07.216	4	6	3.392	1.758	77.98
16	5		Mike DOBLE	Pickup Truck	1:08.292	2	4	4.468	1.076	76.75
17	69		Lee ROGERS	Pickup Truck	1:10.440	1	2	6.616	2.148	74.41
18	7		Tony MUMFORD	Pickup Truck	1:18.591	2	2	14.767	8.151	66.69

Weather / Track : Bright / Dry

These results are provisional until the conclusion of any judicial and technical matters.

Pembrey
 Circuit Length = 1.4560 miles
 Start: 15:52 End: 16:02

Clerk of Course :		Timekeeper :
-------------------	--	--------------

Pickup Truck Racing Championship

QUALIFYING - SECOND 10 MINUTES - CLASSIFICATION

POS	NO	CL	NAME	ENTRY	TIME	ON	LAPS	GAP	DIFF	MPH
1	14		Damien CARR	Pickup Truck	1:04.344	4	7			81.46
2	98		Anthony HAWKINS	Pickup Truck	1:04.372	8	8	0.028	0.028	81.42
3	66		Martin HEATH	Pickup Truck	1:04.454	7	8	0.110	0.082	81.32
4	79		Mark JONES	Pickup Truck	1:04.599	6	9	0.255	0.145	81.14
5	15		Simon CARR	Pickup Truck	1:04.648	3	7	0.304	0.049	81.07
6	93		Michael SMITH	Pickup Truck	1:04.673	4	8	0.329	0.025	81.04
7	4		Pete STEVENS	Pickup Truck	1:04.680	5	7	0.336	0.007	81.03
8	16		Steve DANCE	Pickup Truck	1:04.826	2	9	0.482	0.146	80.85
9	54		Gavin SEAGER	Pickup Truck	1:04.832	3	8	0.488	0.006	80.84
10	63		Phil WHITE	Pickup Truck	1:04.962	2	6	0.618	0.130	80.68
11	26		Paul SAUNDERS	Pickup Truck	1:05.116	5	7	0.772	0.154	80.49
12	43		Greg WOOD	Pickup Truck	1:05.679	8	9	1.335	0.563	79.80
13	2		Dave BRIGGS	Pickup Truck	1:05.713	3	6	1.369	0.034	79.76
14	22		Nic GRINDROD	Pickup Truck	1:06.863	4	5	2.519	1.150	78.39
15	37		Neil TRESSLER	Pickup Truck	1:07.002	1	6	2.658	0.139	78.23
16	7		Tony MUMFORD	Pickup Truck	1:09.187	8	8	4.843	2.185	75.75
17	5		Mike DOBLE	Pickup Truck		0	0			

Weather / Track : Bright / Dry

These results are provisional until the conclusion of any judicial and technical matters.

Pembrey
 Circuit Length = 1.4560 miles
 Start: 16:02 End: 16:14

Clerk of Course :		Timekeeper :
-------------------	--	--------------

Pickup Truck Racing Championship

QUALIFYING - LAP ANALYSIS

2	Dave BRIGGS						Pickup Truck	
1 -	1:08.460	+ 3.634	15:55:25.614	8 -	1:23.397 P	+ 18.571	16:03:22.636	
2 -	1:06.026	+ 1.200	15:56:31.640	9 -	3:46.679	+ 2:41.853	16:07:09.315	
3 -	1:05.207	+ 0.381	15:57:36.847	10 -	1:08.599	+ 3.773	16:08:17.914	
4 -	1:04.826		15:58:41.673	11 -	1:05.713	+ 0.887	16:09:23.627	
5 -	1:05.220	+ 0.394	15:59:46.893	12 -	1:05.993	+ 1.167	16:10:29.620	
6 -	1:06.837	+ 2.011	16:00:53.730	13 -	1:13.948	+ 9.122	16:11:43.568	
7 -	1:05.509	+ 0.683	16:01:59.239	14 -	1:19.635 D	+ 14.809	16:13:03.203	
4	Pete STEVENS						Pickup Truck	
1 -	1:29.822	+ 25.142	15:55:34.032	9 -	1:17.562 P	+ 12.882	16:04:26.812	
2 -	1:04.825	+ 0.145	15:56:38.857	10 -	3:38.729	+ 2:34.049	16:08:05.541	
3 -	1:04.771	+ 0.091	15:57:43.628	11 -	1:07.112	+ 2.432	16:09:12.653	
4 -	1:05.049	+ 0.369	15:58:48.677	12 -	1:05.331	+ 0.651	16:10:17.984	
5 -	1:05.174	+ 0.494	15:59:53.851	13 -	1:04.680		16:11:22.664	
6 -	1:04.833	+ 0.153	16:00:58.684	14 -	1:05.024	+ 0.344	16:12:27.688	
7 -	1:05.172	+ 0.492	16:02:03.856	15 -	1:05.435	+ 0.755	16:13:33.123	
8 -	1:05.394	+ 0.714	16:03:09.250					
5	Mike DOBLE						Pickup Truck	
1 -	1:12.651	+ 4.359	15:55:39.627	4 -	1:30.639 P	+ 22.347	15:59:28.545	
2 -	1:08.292		15:56:47.919	5 -	5:44.770 P	+ 4:36.478	16:05:13.315	
3 -	1:09.987	+ 1.695	15:57:57.906					
7	Tony MUMFORD						Pickup Truck	
1 -	6:16.106	+ 5:06.919	16:01:07.516	7 -	1:20.458	+ 11.271	16:08:48.213	
2 -	1:18.591	+ 9.404	16:02:26.107	8 -	1:14.427	+ 5.240	16:10:02.640	
3 -	1:14.687	+ 5.500	16:03:40.794	9 -	1:10.682	+ 1.495	16:11:13.322	
4 -	1:17.201	+ 8.014	16:04:57.995	10 -	1:09.493	+ 0.306	16:12:22.815	
5 -	1:11.976	+ 2.789	16:06:09.971	11 -	1:09.187		16:13:32.002	
6 -	1:17.784	+ 8.597	16:07:27.755					
14	Damien CARR						Pickup Truck	
1 -	1:06.073	+ 1.729	15:55:29.661	8 -	1:04.679	+ 0.335	16:05:22.207	
2 -	1:04.954	+ 0.610	15:56:34.615	9 -	1:05.414	+ 1.070	16:06:27.621	
3 -	1:04.662	+ 0.318	15:57:39.277	10 -	1:06.568	+ 2.224	16:07:34.189	
4 -	1:04.503	+ 0.159	15:58:43.780	11 -	1:04.344		16:08:38.533	
5 -	1:04.917	+ 0.573	15:59:48.697	12 -	1:04.720	+ 0.376	16:09:43.253	
6 -	1:24.322 P	+ 19.978	16:01:13.019	13 -	1:07.102	+ 2.758	16:10:50.355	
7 -	3:04.509	+ 2:00.165	16:04:17.528	14 -	1:23.922 P	+ 19.578	16:12:14.277	
15	Simon CARR						Pickup Truck	
1 -	1:06.370	+ 1.722	15:55:12.318	9 -	1:19.473 P	+ 14.825	16:04:08.113	
2 -	1:05.149	+ 0.501	15:56:17.467	10 -	1:42.812 P	+ 38.164	16:05:50.925	
3 -	1:05.221	+ 0.573	15:57:22.688	11 -	1:48.007	+ 43.359	16:07:38.932	
4 -	1:05.383	+ 0.735	15:58:28.071	12 -	1:04.648		16:08:43.580	
5 -	1:05.092	+ 0.444	15:59:33.163	13 -	1:06.146	+ 1.498	16:09:49.726	
6 -	1:05.446	+ 0.798	16:00:38.609	14 -	1:04.848	+ 0.200	16:10:54.574	
7 -	1:05.272	+ 0.624	16:01:43.881	15 -	1:04.943	+ 0.295	16:11:59.517	
8 -	1:04.759	+ 0.111	16:02:48.640	16 -	1:43.898 P	+ 39.250	16:13:43.415	
16	Steve DANCE						Pickup Truck	
1 -	1:06.230	+ 1.969	15:55:37.916	9 -	1:05.670	+ 1.409	16:06:19.285	
2 -	1:04.736	+ 0.475	15:56:42.652	10 -	1:09.670	+ 5.409	16:07:28.955	
3 -	1:04.261		15:57:46.913	11 -	1:04.927	+ 0.666	16:08:33.882	
4 -	1:05.420	+ 1.159	15:58:52.333	12 -	1:07.724	+ 3.463	16:09:41.606	
5 -	1:15.497 P	+ 11.236	16:00:07.830	13 -	1:08.004	+ 3.743	16:10:49.610	
6 -	2:55.566	+ 1:51.305	16:03:03.396	14 -	1:10.033	+ 5.772	16:11:59.643	
7 -	1:05.393	+ 1.132	16:04:08.789	15 -	1:07.270	+ 3.009	16:13:06.913	
8 -	1:04.826	+ 0.565	16:05:13.615					
22	Nic GRINDROD						Pickup Truck	
1 -	1:06.279	+ 1.270	15:55:21.378	8 -	1:22.360 P	+ 17.351	16:03:15.878	

Pembrey
Circuit Length = 1.4560 miles
Start: 15:51 End: 16:14

Weather / Track : Bright / Dry

Pickup Truck Racing Championship

QUALIFYING - LAP ANALYSIS

2 -	1:05.129	+ 0.120	15:56:26.507	9 -	3:49.660	+ 2:44.651	16:07:05.538
3 -	1:05.658	+ 0.649	15:57:32.165	10 -	1:23.923 P	+ 18.914	16:08:29.461
4 -	1:05.356	+ 0.347	15:58:37.521	11 -	3:08.929	+ 2:03.920	16:11:38.390
5 -	1:05.009		15:59:42.530	12 -	1:06.863	+ 1.854	16:12:45.253
6 -	1:05.571	+ 0.562	16:00:48.101	13 -	1:08.078	+ 3.069	16:13:53.331
7 -	1:05.417	+ 0.408	16:01:53.518				
26	Paul SAUNDERS Pickup Truck						
1 -	1:05.745	+ 1.018	15:55:35.727	9 -	2:46.077	+ 1:41.350	16:06:30.142
2 -	1:04.966	+ 0.239	15:56:40.693	10 -	1:05.155	+ 0.428	16:07:35.297
3 -	1:04.727		15:57:45.420	11 -	1:06.010	+ 1.283	16:08:41.307
4 -	1:06.640	+ 1.913	15:58:52.060	12 -	1:05.325	+ 0.598	16:09:46.632
5 -	1:05.400	+ 0.673	15:59:57.460	13 -	1:05.116	+ 0.389	16:10:51.748
6 -	1:05.514	+ 0.787	16:01:02.974	14 -	1:06.646	+ 1.919	16:11:58.394
7 -	1:05.571	+ 0.844	16:02:08.545	15 -	1:05.555	+ 0.828	16:13:03.949
8 -	1:35.520 P	+ 30.793	16:03:44.065				
37	Neil TRESSLER Pickup Truck						
1 -	1:10.925	+ 3.923	15:55:26.747	8 -	1:07.002		16:04:38.597
2 -	1:22.084 P	+ 15.082	15:56:48.831	9 -	1:08.019	+ 1.017	16:05:46.616
3 -	2:10.404	+ 1:03.402	15:58:59.235	10 -	1:08.412	+ 1.410	16:06:55.028
4 -	1:07.216	+ 0.214	16:00:06.451	11 -	1:10.223	+ 3.221	16:08:05.251
5 -	1:08.242	+ 1.240	16:01:14.693	12 -	1:16.402	+ 9.400	16:09:21.653
6 -	1:07.580	+ 0.578	16:02:22.273	13 -	1:26.490 P	+ 19.488	16:10:48.143
7 -	1:09.322	+ 2.320	16:03:31.595				
43	Greg WOOD Pickup Truck						
1 -	1:07.997	+ 2.539	15:55:45.986	10 -	1:05.795	+ 0.337	16:05:42.803
2 -	1:06.654	+ 1.196	15:56:52.640	11 -	1:05.766	+ 0.308	16:06:48.569
3 -	1:06.695	+ 1.237	15:57:59.335	12 -	1:05.773	+ 0.315	16:07:54.342
4 -	1:06.418	+ 0.960	15:59:05.753	13 -	1:05.721	+ 0.263	16:09:00.063
5 -	1:05.569	+ 0.111	16:00:11.322	14 -	1:05.733	+ 0.275	16:10:05.796
6 -	1:06.071	+ 0.613	16:01:17.393	15 -	1:06.008	+ 0.550	16:11:11.804
7 -	1:05.458		16:02:22.851	16 -	1:05.679	+ 0.221	16:12:17.483
8 -	1:08.130	+ 2.672	16:03:30.981	17 -	1:05.779	+ 0.321	16:13:23.262
9 -	1:06.027	+ 0.569	16:04:37.008				
54	Gavin SEAGER Pickup Truck						
1 -	1:05.215	+ 0.383	15:55:22.091	9 -	1:06.406	+ 1.574	16:05:57.010
2 -	1:06.187	+ 1.355	15:56:28.278	10 -	1:05.116	+ 0.284	16:07:02.126
3 -	1:05.578	+ 0.746	15:57:33.856	11 -	1:04.832		16:08:06.958
4 -	1:04.834	+ 0.002	15:58:38.690	12 -	1:06.245	+ 1.413	16:09:13.203
5 -	1:05.089	+ 0.257	15:59:43.779	13 -	1:05.105	+ 0.273	16:10:18.308
6 -	1:06.503	+ 1.671	16:00:50.282	14 -	1:05.462	+ 0.630	16:11:23.770
7 -	1:15.955 P	+ 11.123	16:02:06.237	15 -	1:06.861	+ 2.029	16:12:30.631
8 -	2:44.367	+ 1:39.535	16:04:50.604	16 -	1:05.204	+ 0.372	16:13:35.835
63	Phil WHITE Pickup Truck						
1 -	1:04.574	+ 0.077	15:55:15.409	8 -	1:16.592 P	+ 12.095	16:03:01.367
2 -	1:04.497		15:56:19.906	9 -	4:36.753	+ 3:32.256	16:07:38.120
3 -	1:04.519	+ 0.022	15:57:24.425	10 -	1:04.962	+ 0.465	16:08:43.082
4 -	1:04.996	+ 0.499	15:58:29.421	11 -	1:06.483	+ 1.986	16:09:49.565
5 -	1:04.714	+ 0.217	15:59:34.135	12 -	1:05.839	+ 1.342	16:10:55.404
6 -	1:05.319	+ 0.822	16:00:39.454	13 -	1:05.109	+ 0.612	16:12:00.513
7 -	1:05.321	+ 0.824	16:01:44.775	14 -	1:17.389 P	+ 12.892	16:13:17.902
66	Martin HEATH Pickup Truck						
1 -	1:06.806	+ 2.352	15:55:35.161	8 -	1:05.583	+ 1.129	16:05:21.694
2 -	1:04.987	+ 0.533	15:56:40.148	9 -	1:06.333	+ 1.879	16:06:28.027
3 -	1:04.739	+ 0.285	15:57:44.887	10 -	1:22.332 P	+ 17.878	16:07:50.359
4 -	1:22.500 P	+ 18.046	15:59:07.387	11 -	2:46.003	+ 1:41.549	16:10:36.362
5 -	2:58.746	+ 1:54.292	16:02:06.133	12 -	1:05.084	+ 0.630	16:11:41.446
6 -	1:04.798	+ 0.344	16:03:10.931	13 -	1:04.454		16:12:45.900
7 -	1:05.180	+ 0.726	16:04:16.111	14 -	1:06.238	+ 1.784	16:13:52.138

Pembrey
 Circuit Length = 1.4560 miles
 Start: 15:51 End: 16:14

Weather / Track : Bright / Dry

Pickup Truck Racing Championship
QUALIFYING - LAP ANALYSIS

69	Lee ROGERS		Pickup Truck				
1 -	1:10.440		15:55:46.326	2 -	1:27.476 P	+ 17.036	15:57:13.802
79	Mark JONES		Pickup Truck				
1 -	1:06.730	+ 2.131	15:55:24.144	10 -	1:05.106	+ 0.507	16:05:29.961
2 -	1:05.836	+ 1.237	15:56:29.980	11 -	1:05.349	+ 0.750	16:06:35.310
3 -	1:05.376	+ 0.777	15:57:35.356	12 -	1:08.702	+ 4.103	16:07:44.012
4 -	1:05.124	+ 0.525	15:58:40.480	13 -	1:05.020	+ 0.421	16:08:49.032
5 -	1:05.346	+ 0.747	15:59:45.826	14 -	1:04.599		16:09:53.631
6 -	1:08.494	+ 3.895	16:00:54.320	15 -	1:04.944	+ 0.345	16:10:58.575
7 -	1:11.637	+ 7.038	16:02:05.957	16 -	1:11.472	+ 6.873	16:12:10.047
8 -	1:13.073	+ 8.474	16:03:19.030	17 -	1:07.074	+ 2.475	16:13:17.121
9 -	1:05.825	+ 1.226	16:04:24.855				
93	Michael SMITH		Pickup Truck				
1 -	1:06.138	+ 1.788	15:55:19.797	9 -	1:04.827	+ 0.477	16:05:59.586
2 -	1:09.328	+ 4.978	15:56:29.125	10 -	1:04.924	+ 0.574	16:07:04.510
3 -	1:05.331	+ 0.981	15:57:34.456	11 -	1:05.177	+ 0.827	16:08:09.687
4 -	1:04.609	+ 0.259	15:58:39.065	12 -	1:04.673	+ 0.323	16:09:14.360
5 -	1:04.350		15:59:43.415	13 -	1:05.583	+ 1.233	16:10:19.943
6 -	1:08.676	+ 4.326	16:00:52.091	14 -	1:04.827	+ 0.477	16:11:24.770
7 -	1:15.616 P	+ 11.266	16:02:07.707	15 -	1:04.876	+ 0.526	16:12:29.646
8 -	2:47.052	+ 1:42.702	16:04:54.759	16 -	1:05.540	+ 1.190	16:13:35.186
98	Anthony HAWKINS		Pickup Truck				
1 -	1:05.652	+ 1.828	15:55:32.564	9 -	1:04.631	+ 0.807	16:06:39.354
2 -	1:03.824		15:56:36.388	10 -	1:04.964	+ 1.140	16:07:44.318
3 -	1:04.726	+ 0.902	15:57:41.114	11 -	1:05.062	+ 1.238	16:08:49.380
4 -	1:04.080	+ 0.256	15:58:45.194	12 -	1:04.667	+ 0.843	16:09:54.047
5 -	1:04.370	+ 0.546	15:59:49.564	13 -	1:04.862	+ 1.038	16:10:58.909
6 -	1:25.244 P	+ 21.420	16:01:14.808	14 -	1:04.631	+ 0.807	16:12:03.540
7 -	3:15.381	+ 2:11.557	16:04:30.189	15 -	1:04.372	+ 0.548	16:13:07.912
8 -	1:04.534	+ 0.710	16:05:34.723				

Pickup Truck Racing Championship

RACE 8 - HEAT 1 - CLASSIFICATION

POS	NO	CL	NAME	ENTRY	LAPS	TIME	GAP	DIFF	MPH	BEST	ON
1	4		Pete STEVENS	Pickup Truck	14	15:12.044			80.45	1:04.645	4
2	15		Simon CARR	Pickup Truck	14	15:12.375	0.331	0.331	80.42	1:04.447	7
3	16		Steve DANCE	Pickup Truck	14	15:14.863	2.819	2.488	80.21	1:04.400	4
4	22		Nic GRINDROD	Pickup Truck	14	15:16.216	4.172	1.353	80.09	1:04.185	3
5	26		Paul SAUNDERS	Pickup Truck	14	15:16.596	4.552	0.380	80.05	1:04.418	4
6	98		Anthony HAWKINS	Pickup Truck	14	15:19.345	7.301	2.749	79.82	1:04.268	6
7	93		Michael SMITH	Pickup Truck	14	15:19.672	7.628	0.327	79.79	1:04.161	5
8	63		Phil WHITE	Pickup Truck	14	15:25.643	13.599	5.971	79.27	1:05.041	4
9	14		Damien CARR	Pickup Truck	14	15:25.955	13.911	0.312	79.25	1:04.146	5
10	79		Mark JONES	Pickup Truck	14	15:26.111	14.067	0.156	79.23	1:04.258	6
11	66		Martin HEATH	Pickup Truck	14	15:26.323	14.279	0.212	79.21	1:04.312	5
12	69		Lee ROGERS	Pickup Truck	14	15:29.152	17.108	2.829	78.97	1:04.791	5
13	7		Tony MUMFORD	Pickup Truck	14	15:29.768	17.724	0.616	78.92	1:04.746	7
14	37		Neil TRESSLER	Pickup Truck	14	15:44.745	32.701	14.977	77.67	1:06.047	4
15	5		Mike DOBLE	Pickup Truck	13	16:01.960	1 lap	1 lap	70.83	1:05.273	6
16	2		Dave BRIGGS	Pickup Truck	13	16:20.421	1 lap	18.461	69.50	1:05.002	5
NOT CLASSIFIED											
DNF	43		Greg WOOD	Pickup Truck	13	14:22.360	1 lap		79.01	1:04.548	6
DNF	54		Gavin SEAGER	Pickup Truck	12	13:02.487	2 laps	1 lap	80.38	1:04.034	10
FASTEST LAP											
	54		Gavin SEAGER	Pickup Truck	10	1:04.034			81.85 mph	131.73 kph	

Weather / Track : Cloudy / Dry

These results are provisional until the conclusion of any judicial and technical matters.

Pembrey
 Circuit Length = 1.4560 miles
 Start: 10:26 End: 10:43

Clerk of Course :

Timekeeper :

Pickup Truck Racing Championship

RACE 8 - HEAT 1 - LAP CHART

Lap 1			Lap 2			Lap 3			Lap 4			Lap 5		
No	Behind	Laptime	No	Behind	Laptime	No	Behind	Laptime	No	Behind	Laptime	No	Behind	Laptime
4		1:07.612	4		1:05.514	4		1:05.110	4		1:04.645	4		1:04.705
15	0.766	1:08.378	15	0.360	1:05.108	15	0.511	1:05.261	15	0.407	1:04.541	15	0.540	1:04.838
2	0.947	1:08.559	66	1.264	1:05.538	66	0.884	1:04.730	66	1.225	1:04.986	66	0.832	1:04.312
66	1.240	1:08.852	16	2.893	1:06.147	16	2.349	1:04.566	16	2.104	1:04.400	16	1.980	1:04.581
16	2.260	1:09.872	54	3.257	1:06.032	54	2.545	1:04.398	54	2.229	1:04.329	54	2.059	1:04.535
63	2.487	1:10.099	63	3.732	1:06.759	22	3.006	1:04.185	22	2.939	1:04.578	22	2.705	1:04.471
54	2.739	1:10.351	22	3.931	1:05.915	63	3.957	1:05.335	63	4.353	1:05.041	63	4.738	1:05.090
14	3.351	1:10.963	14	4.254	1:06.417	26	4.831	1:05.059	26	4.604	1:04.418	26	5.250	1:05.351
22	3.530	1:11.142	26	4.882	1:06.599	14	5.229	1:06.085	93	7.167	1:06.375	93	6.623	1:04.161
26	3.797	1:11.409	93	5.050	1:06.589	93	5.437	1:05.497	14	7.808	1:07.224	14	7.249	1:04.146
93	3.975	1:11.587	43	6.181	1:07.363	43	6.184	1:05.113	43	7.950	1:06.411	43	8.032	1:04.787
43	4.332	1:11.944	79	6.910	1:07.723	79	6.695	1:04.895	79	8.465	1:06.415	79	8.516	1:04.756
98	4.373	1:11.985	98	7.637	1:08.778	98	6.917	1:04.390	98	8.550	1:06.278	98	8.734	1:04.889
79	4.701	1:12.313	69	8.506	1:08.740	69	8.907	1:05.511	69	10.664	1:06.402	69	10.750	1:04.791
37	5.123	1:12.735	7	8.668	1:08.659	7	9.101	1:05.543	7	11.225	1:06.769	7	11.555	1:05.035
69	5.280	1:12.892	37	9.390	1:09.781	37	10.352	1:06.072	37	11.754	1:06.047	5	12.909	1:05.626
7	5.523	1:13.135	2	9.913	1:14.480	5	10.925	1:06.071	5	11.988	1:05.708	37	13.954	1:06.905
5	6.178	1:13.790	5	9.964	1:09.300	2	41.834	1:37.031 P				2	1 LAP	2:25.742 P

Pickup Truck Racing Championship

RACE 8 - HEAT 1 - LAP CHART

Lap 6			Lap 7			Lap 8			Lap 9			Lap 10		
No	Behind	Laptime	No	Behind	Laptime	No	Behind	Laptime	No	Behind	Laptime	No	Behind	Laptime
4		1:04.885	4		1:04.751	4		1:04.818	4		1:04.874	4		1:04.872
15	0.859	1:05.204	15	0.555	1:04.447	15	0.514	1:04.777	15	0.438	1:04.798	15	0.414	1:04.848
66	1.291	1:05.344	66	1.952	1:05.412	54	3.304	1:06.056	54	2.967	1:04.537	54	2.129	1:04.034
54	2.061	1:04.887	54	2.066	1:04.756	22	3.637	1:06.008	22	3.709	1:04.946	16	4.057	1:05.058
22	2.717	1:04.897	22	2.447	1:04.481	16	3.969	1:05.842	16	3.871	1:04.776	22	4.377	1:05.540
16	3.058	1:05.963	16	2.945	1:04.638	26	5.611	1:05.269	26	5.470	1:04.733	26	5.236	1:04.638
26	5.379	1:05.014	26	5.160	1:04.532	66	6.148	1:09.014	93	6.664	1:05.181	93	6.246	1:04.454
63	6.014	1:06.161	93	5.723	1:04.283	93	6.357	1:05.452	66	6.957	1:05.683	66	7.702	1:05.617
93	6.191	1:04.453	63	6.667	1:05.404	63	7.051	1:05.202	63	7.976	1:05.799	98	8.457	1:04.874
14	6.644	1:04.280	14	6.859	1:04.966	14	7.308	1:05.267	14	8.181	1:05.747	63	8.788	1:05.684
43	7.695	1:04.548	98	7.726	1:04.360	98	7.424	1:04.516	98	8.455	1:05.905	14	9.662	1:06.353
79	7.889	1:04.258	79	8.934	1:05.796	79	8.750	1:04.634	79	9.335	1:05.459	79	10.052	1:05.589
98	8.117	1:04.268	43	9.296	1:06.352	43	9.121	1:04.643	43	9.746	1:05.499	43	10.266	1:05.392
69	10.658	1:04.793	69	11.009	1:05.102	69	11.378	1:05.187	69	11.813	1:05.309	69	11.739	1:04.798
7	11.572	1:04.902	7	11.567	1:04.746	7	12.142	1:05.393	7	12.261	1:04.993	7	13.487	1:06.098
5	13.297	1:05.273	37	17.556	1:06.732	37	19.487	1:06.749	37	22.063	1:07.450	37	24.412	1:07.221
37	15.575	1:06.506	5	50.365	1:41.819 P	2	1 LAP	1:05.668	5	1 LAP	2:04.844 P	5	1 LAP	1:05.648
2	1 LAP	1:05.002	2	1 LAP	1:05.426				2	1 LAP	1:05.148	2	1 LAP	1:05.191

Pickup Truck Racing Championship

RACE 8 - HEAT 1 - LAP CHART

Lap 11			Lap 12			Lap 13			Lap 14		
No	Behind	Laptime	No	Behind	Laptime	No	Behind	Laptime	No	Behind	Laptime
4		1:04.877	4		1:05.109	4		1:04.913	4		1:05.359
15	0.281	1:04.744	15	0.436	1:05.264	15	0.356	1:04.833	15	0.331	1:05.334
54	1.409	1:04.157	54	0.715	1:04.415	16	3.001	1:04.862	16	2.819	1:05.177
16	3.589	1:04.409	16	3.052	1:04.572	22	4.267	1:05.138	22	4.172	1:05.264
22	4.269	1:04.769	22	4.042	1:04.882	26	4.867	1:05.020	26	4.552	1:05.044
26	5.243	1:04.884	26	4.760	1:04.626	93	7.294	1:04.784	98	7.301	1:04.443
93	8.068	1:06.699	93	7.423	1:04.464	98	8.217	1:04.424	93	7.628	1:05.693
66	8.420	1:05.595	98	8.706	1:05.215	63	11.472	1:05.983	63	13.599	1:07.486
98	8.600	1:05.020	63	10.402	1:05.581	14	11.699	1:06.076	14	13.911	1:07.571
63	9.930	1:06.019	14	10.536	1:05.382	66	12.144	1:06.081	79	14.067	1:06.746
14	10.263	1:05.478	66	10.976	1:07.665	79	12.680	1:06.108	66	14.279	1:07.494
79	10.420	1:05.245	79	11.485	1:06.174	43	15.675	1:08.883	69	17.108	1:06.425
43	10.772	1:05.383	43	11.705	1:06.042	69	16.042	1:08.901	7	17.724	1:06.238
69	11.902	1:05.040	69	12.054	1:05.261	7	16.845	1:06.717	37	32.701	1:08.936
7	14.146	1:05.536	7	15.041	1:06.004	37	29.124	1:06.906	5	1 LAP	1:05.971
37	25.885	1:06.350	37	27.131	1:06.355	5	1 LAP	1:06.193	2	1 LAP	1:10.592
5	1 LAP	1:05.990	5	1 LAP	1:05.727	2	1 LAP	1:05.704			
2	1 LAP	1:05.999	2	1 LAP	1:05.879						

Pickup Truck Racing Championship

RACE 13 - HEAT 2 - CLASSIFICATION

POS	NO	CL	NAME	ENTRY	LAPS	TIME	GAP	DIFF	MPH	BEST	ON
1	16		Steve DANCE	Pickup Truck	14	15:25.643			79.27	1:04.790	13
2	14		Damien CARR	Pickup Truck	14	15:28.414	2.771	2.771	79.04	1:04.909	9
3	4		Pete STEVENS	Pickup Truck	14	15:28.737	3.094	0.323	79.01	1:04.981	11
4	26		Paul SAUNDERS	Pickup Truck	14	15:28.976	3.333	0.239	78.99	1:05.355	11
5	63		Phil WHITE	Pickup Truck	14	15:30.083	4.440	1.107	78.89	1:05.020	10
6	15		Simon CARR	Pickup Truck	14	15:30.621	4.978	0.538	78.85	1:04.977	12
7	2		Dave BRIGGS	Pickup Truck	14	15:30.831	5.188	0.210	78.83	1:05.183	10
8	98		Anthony HAWKINS	Pickup Truck	14	15:30.948	5.305	0.117	78.82	1:04.305	13
9	93		Michael SMITH	Pickup Truck	14	15:31.790	6.147	0.842	78.75	1:04.739	9
10	43		Greg WOOD	Pickup Truck	14	15:35.537	9.894	3.747	78.43	1:05.194	4
11	7		Tony MUMFORD	Pickup Truck	14	15:35.566	9.923	0.029	78.43	1:04.973	9
12	66		Martin HEATH	Pickup Truck	14	15:45.178	19.535	9.612	77.63	1:05.263	9
13	54		Gavin SEAGER	Pickup Truck	14	15:49.497	23.854	4.319	77.28	1:04.766	3
NOT CLASSIFIED											
DNF	37		Neil TRESSLER	Pickup Truck	13	14:32.927	1 lap	1 lap	78.05	1:05.535	5
DNF	69		Lee ROGERS	Pickup Truck	10	12:20.732	4 laps	3 laps	70.76	1:05.064	9
DNF	22		Nic GRINDROD	Pickup Truck	10	12:43.611	4 laps	22.879	68.64	1:04.612	3
DNC	79		Mark JONES	Pickup Truck	9	15:57.808	5 laps	1 lap	49.25	1:04.661	6
DNF	5		Mike DOBLE	Pickup Truck	8	9:46.829	6 laps	1 lap	71.45	1:05.397	6
FASTEST LAP											
	98		Anthony HAWKINS	Pickup Truck	13	1:04.305		81.51 mph		131.17 kph	

Weather / Track : Cloudy / Dry

These results are provisional until the conclusion of any judicial and technical matters.

Pembrey
Circuit Length = 1.4560 miles
Start: 13:49 End: 14:05

Clerk of Course :

Timekeeper :

Pickup Truck Racing Championship
RACE 13 - HEAT 2 - LAP CHART

Lap 1			Lap 2			Lap 3			Lap 4			Lap 5		
No	Behind	Laptime	No	Behind	Laptime	No	Behind	Laptime	No	Behind	Laptime	No	Behind	Laptime
63		1:07.820	63		1:05.920	63		1:06.014	63		1:06.377	63		1:06.751
16	0.165	1:07.985	16	0.216	1:05.971	16	0.177	1:05.975	16	0.248	1:06.448	16	0.285	1:06.788
93	0.431	1:08.251	93	0.436	1:05.925	93	0.393	1:05.971	93	0.515	1:06.499	93	0.489	1:06.725
4	1.029	1:08.849	79	0.689	1:05.458	79	0.607	1:05.932	4	1.405	1:06.964	4	0.760	1:06.106
79	1.151	1:08.971	4	1.210	1:06.101	4	0.818	1:05.622	54	2.255	1:06.049	54	0.902	1:05.398
15	1.565	1:09.385	15	1.742	1:06.097	15	1.381	1:05.653	15	2.541	1:07.537	22	1.260	1:05.312
98	1.842	1:09.662	26	2.191	1:05.520	22	2.201	1:04.612	22	2.699	1:06.875	15	1.689	1:05.899
14	2.321	1:10.141	22	3.603	1:06.526	26	2.561	1:06.384	26	2.903	1:06.719	14	2.071	1:05.750
26	2.591	1:10.411	54	3.831	1:06.175	54	2.583	1:04.766	14	3.072	1:05.808	26	2.365	1:06.213
22	2.997	1:10.817	14	4.158	1:07.757	14	3.641	1:05.497	2	3.209	1:05.709	2	2.583	1:06.125
2	3.315	1:11.135	2	4.600	1:07.205	2	3.877	1:05.291	69	3.333	1:05.424	43	3.180	1:05.939
54	3.576	1:11.396	43	4.871	1:06.539	69	4.286	1:05.222	43	3.992	1:05.194	98	3.936	1:05.440
43	4.252	1:12.072	69	5.078	1:06.544	43	5.175	1:06.318	66	4.517	1:05.440	66	4.710	1:06.944
69	4.454	1:12.274	66	5.377	1:06.461	66	5.454	1:06.091	98	5.247	1:05.480	5	5.398	1:06.129
66	4.836	1:12.656	98	5.424	1:09.502	5	5.925	1:05.546	5	6.020	1:06.472	7	5.831	1:06.293
7	5.319	1:13.139	7	6.078	1:06.679	98	6.144	1:06.734	7	6.289	1:06.174	69	6.103	1:09.521
5	5.810	1:13.630	5	6.393	1:06.503	7	6.492	1:06.428	37	8.413	1:05.711	37	7.197	1:05.535
37	6.154	1:13.974	37	8.335	1:08.101	37	9.079	1:06.758	79	13.508	1:19.278 P			

Pickup Truck Racing Championship
RACE 13 - HEAT 2 - LAP CHART

Lap 6			Lap 7			Lap 8			Lap 9			Lap 10		
No	Behind	Laptime	No	Behind	Laptime	No	Behind	Laptime	No	Behind	Laptime	No	Behind	Laptime
63		1:06.604	63		1:06.938	63		1:06.913	16		1:06.337	16		1:05.068
16	0.117	1:06.436	16	1.402	1:08.223	16	0.079	1:05.590	63	0.557	1:06.973	63	0.509	1:05.020
93	0.413	1:06.528	4	2.192	1:07.951	4	0.302	1:05.023	4	0.752	1:06.866	4	1.213	1:05.529
54	0.578	1:06.280	22	2.877	1:08.874	26	2.422	1:05.511	14	1.161	1:04.909	14	1.450	1:05.357
22	0.941	1:06.285	15	3.089	1:08.109	14	2.668	1:06.234	26	1.629	1:05.623	26	2.213	1:05.652
4	1.179	1:07.023	14	3.347	1:08.176	2	3.639	1:07.028	2	2.785	1:05.562	2	2.900	1:05.183
15	1.918	1:06.833	2	3.524	1:07.891	15	4.032	1:07.856	15	3.245	1:05.629	15	3.240	1:05.063
14	2.109	1:06.642	26	3.824	1:08.437	66	4.564	1:06.511	66	3.411	1:05.263	66	4.160	1:05.817
26	2.325	1:06.564	43	4.192	1:08.281	43	6.302	1:09.023	98	4.932	1:04.785	98	4.408	1:04.544
2	2.571	1:06.592	5	4.361	1:07.108	98	6.563	1:06.234	43	5.902	1:06.016	93	6.567	1:05.410
43	2.849	1:06.273	66	4.966	1:08.500	93	7.902	1:09.709	93	6.225	1:04.739	43	6.853	1:06.019
98	3.039	1:05.707	93	5.106	1:11.631	7	8.260	1:08.781	7	6.817	1:04.973	7	7.266	1:05.517
66	3.404	1:05.298	7	6.392	1:06.329	37	8.652	1:07.845	37	8.062	1:05.826	37	8.863	1:05.869
5	4.191	1:05.397	98	7.242	1:11.141	22	10.826	1:14.862	69	1 LAP	1:05.554	69	1 LAP	1:05.064
7	7.001	1:07.774	37	7.720	1:06.704	69	1 LAP	2:02.054 P	22	10.810	1:06.400	54	22.079	1:05.333
37	7.954	1:07.361	54	23.301	1:29.661	54	22.480	1:06.092	54	21.814	1:05.750	79	5 LAPS	6:56.102 P
69	22.827	1:23.328 P				5	53.492	1:56.044 P						

Pickup Truck Racing Championship
RACE 13 - HEAT 2 - LAP CHART

Lap 11			Lap 12			Lap 13			Lap 14		
No	Behind	Laptime	No	Behind	Laptime	No	Behind	Laptime	No	Behind	Laptime
16		1:05.375	16		1:04.976	16		1:04.790	16		1:05.681
63	0.623	1:05.489	4	1.508	1:05.665	14	2.441	1:05.464	14	2.771	1:06.011
4	0.819	1:04.981	14	1.767	1:05.469	4	3.051	1:06.333	4	3.094	1:05.724
14	1.274	1:05.199	63	2.284	1:06.637	26	3.511	1:05.538	26	3.333	1:05.503
26	2.193	1:05.355	26	2.763	1:05.546	63	3.894	1:06.400	63	4.440	1:06.227
2	2.953	1:05.428	15	3.275	1:04.977	15	4.500	1:06.015	15	4.978	1:06.159
15	3.274	1:05.409	2	4.205	1:06.228	2	4.790	1:05.375	2	5.188	1:06.079
66	4.826	1:06.041	98	5.404	1:05.362	98	4.919	1:04.305	98	5.305	1:06.067
98	5.018	1:05.985	93	6.572	1:05.503	93	6.954	1:05.172	93	6.147	1:04.874
93	6.045	1:04.853	43	7.655	1:05.900	43	8.589	1:05.724	43	9.894	1:06.986
43	6.731	1:05.253	7	7.907	1:05.692	7	8.959	1:05.842	7	9.923	1:06.645
7	7.191	1:05.300	37	11.597	1:06.930	37	12.965	1:06.158	66	19.535	1:06.326
37	9.643	1:06.155	66	17.319	1:17.469	66	18.890	1:06.361	54	23.854	1:05.964
69	1 LAP	1:05.747	54	23.223	1:05.869	54	23.571	1:05.138	79	5 LAPS	1:07.195
54	22.330	1:05.626	79	5 LAPS	1:05.274	79	5 LAPS	1:04.937			
79	5 LAPS	1:04.661									
22	1 LAP	2:33.048 P									

Pickup Truck Racing Championship

RACE 16 - FINAL - CLASSIFICATION - AMENDED

POS	NO	CL	NAME	ENTRY	LAPS	TIME	GAP	DIFF	MPH	BEST	ON
1	93		Michael SMITH	Pickup Truck	16	17:25.770			80.19	1:04.655	5
2	98		Anthony HAWKINS	Pickup Truck	16	17:27.561	1.791	1.791	80.05	1:04.590	5
3	16		Steve DANCE	Pickup Truck	16	17:27.985	2.215	0.424	80.02	1:04.324	6
4	22		Nic GRINDROD	Pickup Truck	16	17:28.340	2.570	0.355	79.99	1:04.651	6
5	15		Simon CARR	Pickup Truck	16	17:29.038	3.268	0.698	79.94	1:04.551	9
6	66		Martin HEATH	Pickup Truck	16	17:29.504	3.734	0.466	79.90	1:04.607	7
7	63		Phil WHITE	Pickup Truck	16	17:35.128	9.358	5.624	79.48	1:04.542	4
8	79		Mark JONES	Pickup Truck	16	17:35.301	9.531	0.173	79.47	1:04.640	3
9	4		Pete STEVENS	Pickup Truck	16	17:35.571	9.801	0.270	79.45	1:04.655	7
10	43		Greg WOOD	Pickup Truck	16	17:36.041	10.271	0.470	79.41	1:04.882	11
11	26		Paul SAUNDERS	Pickup Truck	16	17:36.776	11.006	0.735	79.35	1:04.405	3
12	7		Tony MUMFORD	Pickup Truck	16	17:37.377	11.607	0.601	79.31	1:04.835	10
13	14		Damien CARR	Pickup Truck	16	17:51.666	25.896	14.289	78.25	1:04.647	5
14	37		Neil TRESSLER	Pickup Truck	16	17:57.217	31.447	5.551	77.85	1:05.368	3
15	5		Mike DOBLE	Pickup Truck	16	18:17.052	51.282	19.835	76.44	1:04.893	4
16	2		Dave BRIGGS	Pickup Truck	12	17:56.794	4 laps	4 laps	58.41	1:04.538	3
NOT CLASSIFIED											
DNF	54		Gavin SEAGER	Pickup Truck	14	15:37.140	2 laps	0.000	78.30	1:04.740	4
DNF	69		Lee ROGERS	Pickup Truck	1	1:11.305	15 laps	13 laps	73.50		
FASTEST LAP											
	16		Steve DANCE	Pickup Truck	6	1:04.324		81.48 mph		131.14 kph	

Car 14 - 25 Second penalty for driving in a manner incompatible with safety

Weather / Track : Cloudy / Dry

These results are provisional until the conclusion of any judicial and technical matters.

Pembrey

Circuit Length = 1.4560 miles

Start: 15:28 End: 15:46

Clerk of Course :

Timekeeper :

Pickup Truck Racing Championship
RACE 16 - FINAL - LAP CHART

Lap 1			Lap 2			Lap 3			Lap 4			Lap 5		
No	Behind	Laptime	No	Behind	Laptime	No	Behind	Laptime	No	Behind	Laptime	No	Behind	Laptime
2		1:06.692	2		1:04.634	2		1:04.538	2		1:04.907	93		1:04.655
66	0.544	1:07.236	66	1.125	1:05.215	66	1.501	1:04.914	66	1.581	1:04.987	14	0.449	1:04.647
93	1.056	1:07.748	93	1.629	1:05.207	93	1.789	1:04.698	93	1.757	1:04.875	98	0.581	1:04.590
98	1.329	1:08.021	14	2.059	1:05.170	14	2.378	1:04.857	14	2.214	1:04.743	16	1.920	1:05.487
14	1.523	1:08.215	98	2.139	1:05.444	98	2.483	1:04.882	98	2.403	1:04.827	22	2.244	1:05.414
16	2.178	1:08.870	16	2.626	1:05.082	16	2.794	1:04.706	16	2.845	1:04.958	66	3.534	1:08.365
15	2.394	1:09.086	22	2.927	1:04.830	22	3.193	1:04.804	22	3.242	1:04.956	15	4.066	1:06.751
22	2.731	1:09.423	15	3.394	1:05.634	15	3.696	1:04.840	15	3.727	1:04.938	4	4.224	1:06.388
4	3.935	1:10.627	4	4.318	1:05.017	4	4.470	1:04.690	4	4.248	1:04.685	79	4.660	1:06.293
79	4.243	1:10.935	79	4.929	1:05.320	79	5.031	1:04.640	79	4.779	1:04.655	63	4.839	1:05.664
43	4.521	1:11.213	43	5.622	1:05.735	63	5.952	1:04.599	63	5.587	1:04.542	2	5.102	1:11.514
69	4.613	1:11.305	63	5.891	1:04.792	43	6.670	1:05.586	43	6.862	1:05.099	43	5.721	1:05.271
63	5.733	1:12.425	5	6.699	1:05.217	54	7.251	1:04.793	54	7.084	1:04.740	54	5.842	1:05.170
5	6.116	1:12.808	54	6.996	1:05.409	5	7.704	1:05.543	5	7.690	1:04.893	5	6.389	1:05.111
37	6.184	1:12.876	7	9.527	1:06.999	7	10.124	1:05.135	7	10.310	1:05.093	7	9.138	1:05.240
54	6.221	1:12.913	37	9.906	1:08.356	37	10.736	1:05.368	37	12.011	1:06.182	37	11.619	1:06.020
7	7.162	1:13.854	26	13.877	1:05.056	26	13.744	1:04.405	26	13.762	1:04.925	26	11.846	1:04.496
26	13.455	1:20.147												

Pickup Truck Racing Championship
RACE 16 - FINAL - LAP CHART

Lap 6			Lap 7			Lap 8			Lap 9			Lap 10		
No	Behind	Laptime	No	Behind	Laptime	No	Behind	Laptime	No	Behind	Laptime	No	Behind	Laptime
93		1:04.665	93		1:04.902	93		1:05.710	93		1:05.293	93		1:05.145
14	1.042	1:05.258	98	0.959	1:04.718	98	0.209	1:04.960	98	0.366	1:05.450	98	0.259	1:05.038
98	1.143	1:05.227	14	1.517	1:05.377	14	0.606	1:04.799	14	0.715	1:05.402	14	0.726	1:05.156
16	1.579	1:04.324	16	1.807	1:05.130	16	0.821	1:04.724	16	1.035	1:05.507	16	1.013	1:05.123
22	2.230	1:04.651	22	2.233	1:04.905	22	1.280	1:04.757	22	1.452	1:05.465	22	1.434	1:05.127
66	3.976	1:05.107	66	3.681	1:04.607	66	3.113	1:05.142	15	2.747	1:04.551	15	2.260	1:04.658
15	4.237	1:04.836	15	4.008	1:04.673	15	3.489	1:05.191	66	3.588	1:05.768	66	4.669	1:06.226
4	5.354	1:05.795	4	5.107	1:04.655	4	4.518	1:05.121	4	4.096	1:04.871	4	4.902	1:05.951
63	5.691	1:05.517	63	6.185	1:05.396	63	5.541	1:05.066	63	5.162	1:04.914	63	5.422	1:05.405
79	6.377	1:06.382	79	6.783	1:05.308	79	6.006	1:04.933	79	5.556	1:04.843	79	5.767	1:05.356
54	7.098	1:05.921	54	8.002	1:05.806	54	7.319	1:05.027	54	7.440	1:05.414	54	7.341	1:05.046
5	7.582	1:05.858	5	8.518	1:05.838	5	8.136	1:05.328	5	8.179	1:05.336	5	7.993	1:04.959
43	7.874	1:06.818	43	8.977	1:06.005	43	8.404	1:05.137	43	8.690	1:05.579	43	8.786	1:05.241
7	10.321	1:05.848	7	10.348	1:04.929	7	9.990	1:05.352	7	9.575	1:04.878	7	9.265	1:04.835
26	12.507	1:05.326	26	12.553	1:04.948	26	11.853	1:05.010	26	11.212	1:04.652	26	10.716	1:04.649
37	14.109	1:07.155	37	15.875	1:06.668	37	16.687	1:06.522	37	18.950	1:07.556	37	20.309	1:06.504
2	22.194	1:21.757 P				2	1 LAP	2:06.753						

Pickup Truck Racing Championship
RACE 16 - FINAL - LAP CHART

Lap 11			Lap 12			Lap 13			Lap 14			Lap 15		
No	Behind	Laptime	No	Behind	Laptime	No	Behind	Laptime	No	Behind	Laptime	No	Behind	Laptime
93		1:05.245	93		1:05.587	93		1:05.933	93		1:05.366	93		1:04.999
98	0.118	1:05.104	98	0.217	1:05.686	98	0.354	1:06.070	98	0.210	1:05.222	98	0.304	1:05.093
14	0.719	1:05.238	14	0.717	1:05.585	14	0.654	1:05.870	14	0.505	1:05.217	14	0.641	1:05.135
16	0.954	1:05.186	16	0.897	1:05.530	16	0.871	1:05.907	16	1.082	1:05.577	16	1.701	1:05.618
22	1.350	1:05.161	22	1.189	1:05.426	22	1.433	1:06.177	22	1.393	1:05.326	22	2.131	1:05.737
15	1.806	1:04.791	15	1.499	1:05.280	15	1.743	1:06.177	15	1.846	1:05.469	15	2.288	1:05.441
66	4.584	1:05.160	66	4.551	1:05.554	66	4.143	1:05.525	66	3.827	1:05.050	66	4.270	1:05.442
4	5.074	1:05.417	4	5.084	1:05.597	4	5.456	1:06.305	63	6.570	1:06.416	63	7.723	1:06.152
63	5.684	1:05.507	63	6.106	1:06.009	63	5.520	1:05.347	79	7.364	1:06.837	79	7.969	1:05.604
79	6.020	1:05.498	79	6.551	1:06.118	79	5.893	1:05.275	4	7.815	1:07.725	4	8.966	1:06.150
54	7.257	1:05.161	5	8.886	1:06.487	43	9.692	1:06.530	43	10.319	1:05.993	43	10.552	1:05.232
5	7.986	1:05.238	43	9.095	1:06.259	7	9.977	1:05.522	7	10.783	1:06.172	7	11.291	1:05.507
43	8.423	1:04.882	54	10.250	1:08.580	26	10.933	1:05.796	26	10.986	1:05.419	26	11.605	1:05.618
7	8.892	1:04.872	7	10.388	1:07.083	54	11.691	1:07.374	54	22.111	1:15.786 P	37	29.988	1:06.894
26	11.205	1:05.734	26	11.070	1:05.452	37	26.491	1:09.010	37	28.093	1:06.968	2	4 LAPS	1:04.870
37	22.020	1:06.956	37	23.414	1:06.981	2	4 LAPS	1:05.363	2	4 LAPS	1:05.072	5	51.406	1:06.516
			2	4 LAPS	4:35.306 P	5	48.456	1:45.503	5	49.889	1:06.799			

Pickup Truck Racing Championship
RACE 16 - FINAL - LAP CHART

Lap 16		
No	Behind	Laptime
93		1:05.742
14	0.896	1:05.997
98	1.791	1:07.229
16	2.215	1:06.256
22	2.570	1:06.181
15	3.268	1:06.722
66	3.734	1:05.206
63	9.358	1:07.377
79	9.531	1:07.304
4	9.801	1:06.577
43	10.271	1:05.461
26	11.006	1:05.143
7	11.607	1:06.058
2	4 LAPS	1:05.388
37	31.447	1:07.201
5	51.282	1:05.618