



NATIONAL CHAMPIONSHIP RACE MEETING

Brands Hatch Indy Circuit

31st October / 1st November 2009



Results Provided by Timing Solutions Ltd
www.tsl-timing.com

Legends Cars Championship

QUALIFYING - RACE 1 - CLASSIFICATION

POS	NO	CL	NAME	ENTRY	TIME	ON	LAPS	GAP	DIFF	MPH
1	16		Richard POCKLINGTON	Legend 34 Ford Coupe	1:01.780	4	8			69.84
2	2		Lee FITZPATRICK	Legend Ford Coupe	1:01.921	6	11	0.141	0.141	69.68
3	1		John Jon HIGGINS	Legend Ford Coupe	1:02.038	3	8	0.258	0.117	69.55
4	12		Stephen TREHERNE	Legend Ford	1:02.430	5	14	0.650	0.392	69.11
5	11		Simon BELCHER	Legend 34 Ford Coupe	1:02.499	6	9	0.719	0.069	69.04
6	32		Peter MORTON	Legend Ford Coupe	1:02.573	6	13	0.793	0.074	68.96
7	19		Lawrence DAVEY	Legend Ford Coupe	1:02.648	5	13	0.868	0.075	68.87
8	24		Matthew PAPE	Legend 34 Ford Coupe	1:02.893	5	10	1.113	0.245	68.60
9	55		Ben POWER	Legend Ford Coupe	1:03.036	5	14	1.256	0.143	68.45
10	3		Ross MARSHALL	Legend Ford Coupe	1:03.106	6	9	1.326	0.070	68.37
11	66		Stephen WHITELEGG	Legend 34 Ford Sedan	1:03.164	6	14	1.384	0.058	68.31
12	8		Nick BRACE	Legend Ford Coupe	1:03.188	5	14	1.408	0.024	68.28
13	4		Darren GAULTON	Legend Ford Coupe	1:03.230	3	10	1.450	0.042	68.24
14	69		Gerard McCOSH	Legend 34 Ford Coupe	1:03.242	5	12	1.462	0.012	68.23
15	59		Paul MANSELL	Legend 34 Ford Coupe	1:03.911	10	14	2.131	0.669	67.51
16	7		John MARSHALL	Legend Ford Coupe	1:04.651	8	14	2.871	0.740	66.74
17	40		Roger COUSINS	Legend 34 Ford Coupe	1:04.870	7	14	3.090	0.219	66.51
18	43		Mick MERCER	Legend 37 Ford Sedan	1:04.986	5	13	3.206	0.116	66.39
19	96		Paul MARSHALL	Legend Chevy	1:05.171	7	10	3.391	0.185	66.21
20	72		Glenn BURTENSHAW	Legend 34 Ford Coupe	1:05.656	12	13	3.876	0.485	65.72
21	77		Robin WEBB	Legend Chevy Sedan	1:06.048	7	13	4.268	0.392	65.33
22	99		Brian COOKE	Legend Ford	1:06.050	11	14	4.270	0.002	65.33
23	17		John HILBERY	Legend Ford	1:06.353	7	13	4.573	0.303	65.03
24	76		David VERNON	Legend 34 Coupe	1:06.855	5	6	5.075	0.502	64.54
25	29		Nathan ANTHONY	Legend 34 Ford Coupe	1:09.173	10	12	7.393	2.318	62.38

Weather / Track : Cloudy / Damp

These results are provisional until the conclusion of any judicial and technical matters.

Brands Hatch Indy
 Circuit Length = 1.1986 miles
 Start: 09:00 End: 09:16

Clerk of Course :	Timekeeper :
-------------------	--------------

Legends Cars Championship

QUALIFYING - RACE 1 - LAP ANALYSIS

1	John Jon HIGGINS		Legend Ford Coupe				
1 -	1:02.211	+ 0.173	9:02:12.927	5 -	1:02.342	+ 0.304	9:06:22.794
2 -	1:02.122	+ 0.084	9:03:15.049	6 -	1:02.444	+ 0.406	9:07:25.238
3 -	1:02.038		9:04:17.087	7 -	1:02.288	+ 0.250	9:08:27.526
4 -	1:03.365	+ 1.327	9:05:20.452	8 -	2:09.149 P	+ 1:07.111	9:10:36.675
2	Lee FITZPATRICK		Legend Ford Coupe				
1 -	1:08.499	+ 6.578	9:01:24.843	7 -	1:02.446	+ 0.525	9:07:43.217
2 -	1:04.835	+ 2.914	9:02:29.678	8 -	1:02.856	+ 0.935	9:08:46.073
3 -	1:02.952	+ 1.031	9:03:32.630	9 -	1:02.378	+ 0.457	9:09:48.451
4 -	1:04.133	+ 2.212	9:04:36.763	10 -	1:02.047	+ 0.126	9:10:50.498
5 -	1:02.087	+ 0.166	9:05:38.850	11 -	2:18.754 P	+ 1:16.833	9:13:09.252
6 -	1:01.921		9:06:40.771				
3	Ross MARSHALL		Legend Ford Coupe				
1 -	1:08.899	+ 5.793	9:01:23.600	6 -	1:03.106		9:06:42.670
2 -	1:04.963	+ 1.857	9:02:28.563	7 -	1:03.608	+ 0.502	9:07:46.278
3 -	1:03.716	+ 0.610	9:03:32.279	8 -	1:03.322	+ 0.216	9:08:49.600
4 -	1:03.925	+ 0.819	9:04:36.204	9 -	2:19.968 P	+ 1:16.862	9:11:09.568
5 -	1:03.360	+ 0.254	9:05:39.564				
4	Darren GAULTON		Legend Ford Coupe				
1 -	1:09.233	+ 6.003	9:01:22.669	6 -	1:04.174	+ 0.944	9:06:44.310
2 -	1:05.887	+ 2.657	9:02:28.556	7 -	1:03.625	+ 0.395	9:07:47.935
3 -	1:03.230		9:03:31.786	8 -	1:04.582	+ 1.352	9:08:52.517
4 -	1:04.947	+ 1.717	9:04:36.733	9 -	1:04.148	+ 0.918	9:09:56.665
5 -	1:03.403	+ 0.173	9:05:40.136	10 -	2:04.883 P	+ 1:01.653	9:12:01.548
7	John MARSHALL		Legend Ford Coupe				
1 -	1:09.946	+ 5.295	9:01:15.947	8 -	1:04.651		9:08:58.181
2 -	1:05.488	+ 0.837	9:02:21.435	9 -	1:05.833	+ 1.182	9:10:04.014
3 -	1:09.656	+ 5.005	9:03:31.091	10 -	1:06.383	+ 1.732	9:11:10.397
4 -	1:06.740	+ 2.089	9:04:37.831	11 -	1:06.320	+ 1.669	9:12:16.717
5 -	1:04.964	+ 0.313	9:05:42.795	12 -	1:05.532	+ 0.881	9:13:22.249
6 -	1:06.039	+ 1.388	9:06:48.834	13 -	1:05.297	+ 0.646	9:14:27.546
7 -	1:04.696	+ 0.045	9:07:53.530	14 -	1:05.736	+ 1.085	9:15:33.282
8	Nick BRACE		Legend Ford Coupe				
1 -	1:09.814	+ 6.626	9:01:16.500	8 -	1:03.773	+ 0.585	9:08:42.603
2 -	1:03.947	+ 0.759	9:02:20.447	9 -	1:04.054	+ 0.866	9:09:46.657
3 -	1:03.900	+ 0.712	9:03:24.347	10 -	1:03.996	+ 0.808	9:10:50.653
4 -	1:03.415	+ 0.227	9:04:27.762	11 -	1:05.399	+ 2.211	9:11:56.052
5 -	1:03.188		9:05:30.950	12 -	1:06.134	+ 2.946	9:13:02.186
6 -	1:03.371	+ 0.183	9:06:34.321	13 -	1:04.029	+ 0.841	9:14:06.215
7 -	1:04.509	+ 1.321	9:07:38.830	14 -	1:04.203	+ 1.015	9:15:10.418
11	Simon BELCHER		Legend 34 Ford Coupe				
1 -	1:08.114	+ 5.615	9:01:30.598	6 -	1:02.499		9:06:45.206
2 -	1:02.777	+ 0.278	9:02:33.375	7 -	1:02.804	+ 0.305	9:07:48.010
3 -	1:02.829	+ 0.330	9:03:36.204	8 -	1:02.854	+ 0.355	9:08:50.864
4 -	1:03.385	+ 0.886	9:04:39.589	9 -	2:07.287 P	+ 1:04.788	9:10:58.151
5 -	1:03.118	+ 0.619	9:05:42.707				
12	Stephen TREHERNE		Legend Ford				
1 -	1:08.127	+ 5.697	9:01:29.347	8 -	1:03.331	+ 0.901	9:08:50.171
2 -	1:02.621	+ 0.191	9:02:31.968	9 -	1:17.753	+ 15.323	9:10:07.924
3 -	1:02.796	+ 0.366	9:03:34.764	10 -	1:04.076	+ 1.646	9:11:12.000
4 -	1:03.164	+ 0.734	9:04:37.928	11 -	1:03.998	+ 1.568	9:12:15.998
5 -	1:02.430		9:05:40.358	12 -	1:03.573	+ 1.143	9:13:19.571
6 -	1:02.644	+ 0.214	9:06:43.002	13 -	1:03.124	+ 0.694	9:14:22.695
7 -	1:03.838	+ 1.408	9:07:46.840	14 -	1:03.942	+ 1.512	9:15:26.637

Brands Hatch Indy
 Circuit Length = 1.1986 miles
 Start: 09:00 End: 09:16

Weather / Track : Cloudy / Damp

Legends Cars Championship

QUALIFYING - RACE 1 - LAP ANALYSIS

16	Richard POCKLINGTON		Legend 34 Ford Coupe				
1 -	1:03.409	+ 1.629	9:02:17.613	5 -	4:18.346 P	+ 3:16.566	9:09:42.967
2 -	1:03.073	+ 1.293	9:03:20.686	6 -	1:09.103	+ 7.323	9:10:52.070
3 -	1:02.155	+ 0.375	9:04:22.841	7 -	1:02.622	+ 0.842	9:11:54.692
4 -	1:01.780		9:05:24.621	8 -	1:36.376 P	+ 34.596	9:13:31.068
17	John HILBERY		Legend Ford				
1 -	1:16.317	+ 9.964	9:01:53.035	8 -	1:10.901	+ 4.548	9:09:59.554
2 -	1:11.290	+ 4.937	9:03:04.325	9 -	1:07.170	+ 0.817	9:11:06.724
3 -	1:09.528	+ 3.175	9:04:13.853	10 -	1:10.896	+ 4.543	9:12:17.620
4 -	1:09.344	+ 2.991	9:05:23.197	11 -	1:08.453	+ 2.100	9:13:26.073
5 -	1:10.148	+ 3.795	9:06:33.345	12 -	1:07.575	+ 1.222	9:14:33.648
6 -	1:08.955	+ 2.602	9:07:42.300	13 -	1:07.827	+ 1.474	9:15:41.475
7 -	1:06.353		9:08:48.653				
19	Lawrence DAVEY		Legend Ford Coupe				
1 -	1:08.731	+ 6.083	9:01:26.398	8 -	1:03.492	+ 0.844	9:08:49.525
2 -	1:03.315	+ 0.667	9:02:29.713	9 -	1:03.654	+ 1.006	9:09:53.179
3 -	1:02.758	+ 0.110	9:03:32.471	10 -	1:58.295 P	+ 55.647	9:11:51.474
4 -	1:04.529	+ 1.881	9:04:37.000	11 -	1:47.019	+ 44.371	9:13:38.493
5 -	1:02.648		9:05:39.648	12 -	1:04.054	+ 1.406	9:14:42.547
6 -	1:03.117	+ 0.469	9:06:42.765	13 -	1:28.439 P	+ 25.791	9:16:10.986
7 -	1:03.268	+ 0.620	9:07:46.033				
24	Matthew PAPE		Legend 34 Ford Coupe				
1 -	1:08.913	+ 6.020	9:01:29.233	6 -	1:02.969	+ 0.076	9:06:46.334
2 -	1:04.085	+ 1.192	9:02:33.318	7 -	1:03.274	+ 0.381	9:07:49.608
3 -	1:03.342	+ 0.449	9:03:36.660	8 -	1:03.593	+ 0.700	9:08:53.201
4 -	1:03.812	+ 0.919	9:04:40.472	9 -	1:04.387	+ 1.494	9:09:57.588
5 -	1:02.893		9:05:43.365	10 -	2:01.728 P	+ 58.835	9:11:59.316
29	Nathan ANTHONY		Legend 34 Ford Coupe				
1 -	1:22.039	+ 12.866	9:01:50.236	7 -	1:09.705	+ 0.532	9:08:53.067
2 -	1:12.457	+ 3.284	9:03:02.693	8 -	1:10.293	+ 1.120	9:10:03.360
3 -	1:10.391	+ 1.218	9:04:13.084	9 -	1:10.774	+ 1.601	9:11:14.134
4 -	1:09.944	+ 0.771	9:05:23.028	10 -	1:09.173		9:12:23.307
5 -	1:09.889	+ 0.716	9:06:32.917	11 -	1:09.782	+ 0.609	9:13:33.089
6 -	1:10.445	+ 1.272	9:07:43.362	12 -	1:09.723	+ 0.550	9:14:42.812
32	Peter MORTON		Legend Ford Coupe				
1 -	1:09.361	+ 6.788	9:01:32.918	8 -	1:03.114	+ 0.541	9:08:55.571
2 -	1:04.174	+ 1.601	9:02:37.092	9 -	1:04.045	+ 1.472	9:09:59.616
3 -	1:03.593	+ 1.020	9:03:40.685	10 -	1:03.429	+ 0.856	9:11:03.045
4 -	1:02.661	+ 0.088	9:04:43.346	11 -	1:04.125	+ 1.552	9:12:07.170
5 -	1:03.391	+ 0.818	9:05:46.737	12 -	1:05.427	+ 2.854	9:13:12.597
6 -	1:02.573		9:06:49.310	13 -	1:51.099 P	+ 48.526	9:15:03.696
7 -	1:03.147	+ 0.574	9:07:52.457				
40	Roger COUSINS		Legend 34 Ford Coupe				
1 -	1:13.698	+ 8.828	9:01:21.968	8 -	1:06.582	+ 1.712	9:09:02.413
2 -	1:07.322	+ 2.452	9:02:29.290	9 -	1:06.737	+ 1.867	9:10:09.150
3 -	1:05.162	+ 0.292	9:03:34.452	10 -	1:06.376	+ 1.506	9:11:15.526
4 -	1:06.042	+ 1.172	9:04:40.494	11 -	1:07.707	+ 2.837	9:12:23.233
5 -	1:05.409	+ 0.539	9:05:45.903	12 -	1:07.405	+ 2.535	9:13:30.638
6 -	1:05.058	+ 0.188	9:06:50.961	13 -	1:06.518	+ 1.648	9:14:37.156
7 -	1:04.870		9:07:55.831	14 -	1:06.389	+ 1.519	9:15:43.545
43	Mick MERCER		Legend 37 Ford Sedan				
1 -	1:18.874	+ 13.888	9:01:51.173	8 -	1:06.501	+ 1.515	9:09:38.288
2 -	1:10.162	+ 5.176	9:03:01.335	9 -	1:06.224	+ 1.238	9:10:44.512
3 -	1:07.440	+ 2.454	9:04:08.775	10 -	1:05.964	+ 0.978	9:11:50.476
4 -	1:05.578	+ 0.592	9:05:14.353	11 -	1:06.451	+ 1.465	9:12:56.927
5 -	1:04.986		9:06:19.339	12 -	1:05.566	+ 0.580	9:14:02.493

Brands Hatch Indy
Circuit Length = 1.1986 miles
Start: 09:00 End: 09:16

Weather / Track : Cloudy / Damp

Legends Cars Championship

QUALIFYING - RACE 1 - LAP ANALYSIS

6 -	1:06.366	+ 1.380	9:07:25.705	13 -	1:06.276	+ 1.290	9:15:08.769
7 -	1:06.082	+ 1.096	9:08:31.787				
55	Ben POWER		Legend Ford Coupe				
1 -	1:14.511	+ 11.475	9:01:44.358	8 -	1:04.337	+ 1.301	9:09:13.628
2 -	1:05.930	+ 2.894	9:02:50.288	9 -	1:04.586	+ 1.550	9:10:18.214
3 -	1:04.084	+ 1.048	9:03:54.372	10 -	1:03.984	+ 0.948	9:11:22.198
4 -	1:03.976	+ 0.940	9:04:58.348	11 -	1:04.713	+ 1.677	9:12:26.911
5 -	1:03.036		9:06:01.384	12 -	1:06.314	+ 3.278	9:13:33.225
6 -	1:03.796	+ 0.760	9:07:05.180	13 -	1:04.952	+ 1.916	9:14:38.177
7 -	1:04.111	+ 1.075	9:08:09.291	14 -	1:03.988	+ 0.952	9:15:42.165
59	Paul MANSELL		Legend 34 Ford Coupe				
1 -	1:12.854	+ 8.943	9:01:23.299	8 -	1:04.307	+ 0.396	9:08:58.015
2 -	1:06.558	+ 2.647	9:02:29.857	9 -	1:05.340	+ 1.429	9:10:03.355
3 -	1:05.405	+ 1.494	9:03:35.262	10 -	1:03.911		9:11:07.266
4 -	1:05.601	+ 1.690	9:04:40.863	11 -	1:04.517	+ 0.606	9:12:11.783
5 -	1:04.238	+ 0.327	9:05:45.101	12 -	1:05.219	+ 1.308	9:13:17.002
6 -	1:04.085	+ 0.174	9:06:49.186	13 -	1:04.717	+ 0.806	9:14:21.719
7 -	1:04.522	+ 0.611	9:07:53.708	14 -	1:05.821	+ 1.910	9:15:27.540
66	Stephen WHITELEGG		Legend 34 Ford Sedan				
1 -	1:10.431	+ 7.267	9:01:22.318	8 -	1:03.674	+ 0.510	9:09:18.777
2 -	1:04.702	+ 1.538	9:02:27.020	9 -	1:06.893	+ 3.729	9:10:25.670
3 -	1:04.219	+ 1.055	9:03:31.239	10 -	1:04.554	+ 1.390	9:11:30.224
4 -	1:32.314	+ 29.150	9:05:03.553	11 -	1:03.684	+ 0.520	9:12:33.908
5 -	1:04.745	+ 1.581	9:06:08.298	12 -	1:05.438	+ 2.274	9:13:39.346
6 -	1:03.164		9:07:11.462	13 -	1:03.845	+ 0.681	9:14:43.191
7 -	1:03.641	+ 0.477	9:08:15.103	14 -	1:04.779	+ 1.615	9:15:47.970
69	Gerard McCOSH		Legend 34 Ford Coupe				
1 -	1:14.328	+ 11.086	9:01:41.227	7 -	1:04.193	+ 0.951	9:08:07.013
2 -	1:05.148	+ 1.906	9:02:46.375	8 -	1:04.559	+ 1.317	9:09:11.572
3 -	1:04.928	+ 1.686	9:03:51.303	9 -	1:04.602	+ 1.360	9:10:16.174
4 -	1:04.186	+ 0.944	9:04:55.489	10 -	1:03.973	+ 0.731	9:11:20.147
5 -	1:03.242		9:05:58.731	11 -	1:04.611	+ 1.369	9:12:24.758
6 -	1:04.089	+ 0.847	9:07:02.820	12 -	1:52.234 P	+ 48.992	9:14:16.992
72	Glenn BURTENSHAW		Legend 34 Ford Coupe				
1 -	1:15.259	+ 9.603	9:01:50.635	8 -	1:05.890	+ 0.234	9:09:36.644
2 -	1:08.035	+ 2.379	9:02:58.670	9 -	1:06.650	+ 0.994	9:10:43.294
3 -	1:06.069	+ 0.413	9:04:04.739	10 -	1:06.512	+ 0.856	9:11:49.806
4 -	1:06.491	+ 0.835	9:05:11.230	11 -	1:06.241	+ 0.585	9:12:56.047
5 -	1:06.046	+ 0.390	9:06:17.276	12 -	1:05.656		9:14:01.703
6 -	1:05.959	+ 0.303	9:07:23.235	13 -	1:06.219	+ 0.563	9:15:07.922
7 -	1:07.519	+ 1.863	9:08:30.754				
76	David VERNON		Legend 34 Coupe				
1 -	1:15.268	+ 8.413	9:01:53.485	4 -	1:07.845	+ 0.990	9:05:21.017
2 -	1:09.888	+ 3.033	9:03:03.373	5 -	1:06.855		9:06:27.872
3 -	1:09.799	+ 2.944	9:04:13.172	6 -	1:31.170 P	+ 24.315	9:07:59.042
77	Robin WEBB		Legend Chevy Sedan				
1 -	1:19.723	+ 13.675	9:01:50.831	8 -	1:06.627	+ 0.579	9:09:39.899
2 -	1:08.891	+ 2.843	9:02:59.722	9 -	1:06.247	+ 0.199	9:10:46.146
3 -	1:06.843	+ 0.795	9:04:06.565	10 -	1:07.661	+ 1.613	9:11:53.807
4 -	1:06.200	+ 0.152	9:05:12.765	11 -	1:10.098	+ 4.050	9:13:03.905
5 -	1:06.157	+ 0.109	9:06:18.922	12 -	1:07.072	+ 1.024	9:14:10.977
6 -	1:08.302	+ 2.254	9:07:27.224	13 -	1:08.710	+ 2.662	9:15:19.687
7 -	1:06.048		9:08:33.272				
96	Paul MARSHALL		Legend Chevy				
1 -	1:14.558	+ 9.387	9:01:33.840	6 -	1:06.242	+ 1.071	9:07:06.950
2 -	1:07.959	+ 2.788	9:02:41.799	7 -	1:05.171		9:08:12.121

Brands Hatch Indy
Circuit Length = 1.1986 miles
Start: 09:00 End: 09:16

Weather / Track : Cloudy / Damp

Legends Cars Championship

QUALIFYING - RACE 1 - LAP ANALYSIS


3 -	1:06.907	+ 1.736	9:03:48.706	8 -	1:06.100	+ 0.929	9:09:18.221
4 -	1:06.667	+ 1.496	9:04:55.373	9 -	1:05.641	+ 0.470	9:10:23.862
5 -	1:05.335	+ 0.164	9:06:00.708	10 -	1:06.175	+ 1.004	9:11:30.037
99	Brian COOKE			Legend Ford			
1 -	1:18.049	+ 11.999	9:01:27.521	8 -	1:06.346	+ 0.296	9:09:18.145
2 -	1:10.507	+ 4.457	9:02:38.028	9 -	1:07.760	+ 1.710	9:10:25.905
3 -	1:07.335	+ 1.285	9:03:45.363	10 -	1:06.717	+ 0.667	9:11:32.622
4 -	1:06.596	+ 0.546	9:04:51.959	11 -	1:06.050		9:12:38.672
5 -	1:06.115	+ 0.065	9:05:58.074	12 -	1:07.051	+ 1.001	9:13:45.723
6 -	1:07.085	+ 1.035	9:07:05.159	13 -	1:06.416	+ 0.366	9:14:52.139
7 -	1:06.640	+ 0.590	9:08:11.799	14 -	1:06.974	+ 0.924	9:15:59.113

Legends Cars Championship - Heat 1

RACE 1 - GRID

ROW 13	29 Nathan ANTHONY	96 Paul O'BRIEN
ROW 12	17 John HILBERY	7 John MARSHALL
ROW 11	77 Robin WEBB	69 Gerard McCOSH
ROW 10	3 Ross MARSHALL	4 Darren GAULTON
ROW 9	99 Brian COOKE	76 David VERNON
ROW 8	43 Mick MERCER	40 Roger COUSINS
ROW 7	8 Nick BRACE	
ROW 6	19 Lawrence DAVEY	55 Ben POWER
ROW 5	11 Simon BELCHER	72 Glenn BURTENSHAW
ROW 4	2 Lee FITZPATRICK	24 Matthew PAPE
ROW 3	12 Stephen TREHERNE	66 Stephen WHITELEGG
ROW 2	16 Richard POCKLINGTON	1 John Jon HIGGINS
ROW 1	32 Peter MORTON	59 Paul MANSELL

Pole



Brands Hatch Indy
Circuit Length = 1.1986 miles

These results are provisional until the conclusion of any judicial and technical matters.

Clerk of Course :		Timekeeper :
-------------------	--	--------------

Legends Cars Championship - Heat 1

RACE 1 - CLASSIFICATION

POS	NO	CL	NAME	ENTRY	LAPS	TIME	GAP	DIFF	MPH	BEST	ON
1	12		Stephen TREHERNE	Legend Ford	8	7:45.718			74.12	57.116	7
2	2		Lee FITZPATRICK	Legend Ford Coupe	8	7:47.773	2.055	2.055	73.79	56.803	7
3	1		John Jon HIGGINS	Legend Ford Coupe	8	7:47.872	2.154	0.099	73.78	56.841	7
4	32		Peter MORTON	Legend Ford Coupe	8	7:49.483	3.765	1.611	73.52	57.442	6
5	11		Simon BELCHER	Legend 34 Ford Coupe	8	7:49.964	4.246	0.481	73.45	56.977	8
6	24		Matthew PAPE	Legend 34 Ford Coupe	8	7:55.477	9.759	5.513	72.60	57.726	8
7	19		Lawrence DAVEY	Legend Ford Coupe	8	7:55.854	10.136	0.377	72.54	57.511	8
8	16		Richard POCKLINGTON	Legend 34 Ford Coupe	8	7:57.597	11.879	1.743	72.27	58.102	5
9	8		Nick BRACE	Legend Ford Coupe	8	7:57.615	11.897	0.018	72.27	57.911	7
10	3		Ross MARSHALL	Legend Ford Coupe	8	7:57.679	11.961	0.064	72.26	57.380	8
11	4		Darren GAULTON	Legend Ford Coupe	8	8:02.614	16.896	4.935	71.52	58.175	7
12	66		Stephen WHITELEGG	Legend 34 Ford Sedan	8	8:03.051	17.333	0.437	71.46	58.611	6
13	59		Paul MANSELL	Legend 34 Ford Coupe	8	8:05.402	19.684	2.351	71.11	58.737	5
14	55		Ben POWER	Legend Ford Coupe	8	8:05.828	20.110	0.426	71.05	58.563	5
15	69		Gerard McCOSH	Legend 34 Ford Coupe	8	8:06.211	20.493	0.383	70.99	58.307	6
16	72		Glenn BURTENSHAW	Legend 34 Ford Coupe	8	8:06.323	20.605	0.112	70.98	58.378	7
17	40		Roger COUSINS	Legend 34 Ford Coupe	8	8:12.113	26.395	5.790	70.14	59.568	7
18	7		John MARSHALL	Legend Ford Coupe	8	8:12.403	26.685	0.290	70.10	59.137	8
19	96		Paul O'BRIEN	Legend	8	8:18.641	32.923	6.238	69.22	1:00.428	8
20	43		Mick MERCER	Legend 37 Ford Sedan	8	8:22.094	36.376	3.453	68.75	1:00.686	6
21	29		Nathan ANTHONY	Legend 34 Ford	8	8:41.149	55.431	19.055	66.23	1:03.525	5
22	77		Robin WEBB	Legend Chevy Sedan	8	8:41.174	55.456	0.025	66.23	1:00.912	6
23	17		John HILBERY	Legend Ford	7	7:49.126	1 lap	1 lap	64.38	1:03.157	4
24	76		David VERNON	Legend 34 Coupe	7	7:50.567	1 lap	1.441	64.18	1:01.037	5

NOT CLASSIFIED

DNF	99		Brian COOKE	Legend Ford	1	1:11.524	7 laps	6 laps	60.33	1:11.524	1
-----	----	--	--------------------	-------------	---	----------	---------------	--------	-------	----------	---

FASTEST LAP

2			Lee FITZPATRICK	Legend Ford Coupe	7	56.803		75.96 mph		122.25 kph	
---	--	--	------------------------	-------------------	---	--------	--	-----------	--	------------	--

Weather / Track : Cloudy / Drying

These results are provisional until the conclusion of any judicial and technical matters.

Brands Hatch Indy
Circuit Length = 1.1986 miles
Start: 13:18 End: 13:27

Clerk of Course :

Timekeeper :

Legends Cars Championship - Heat 1

RACE 1 - LAP CHART

Lap 1			Lap 2			Lap 3			Lap 4			Lap 5		
No	Behind	Laptime	No	Behind	Laptime	No	Behind	Laptime	No	Behind	Laptime	No	Behind	Laptime
12		1:02.624	12		58.421	12		57.959	12		57.793	12		57.462
1	0.328	1:02.952	1	0.256	58.349	1	1.007	58.710	1	1.373	58.159	2	2.103	57.760
32	1.427	1:04.051	32	1.589	58.583	32	2.007	58.377	32	1.744	57.530	1	2.171	58.260
11	1.840	1:04.464	11	2.076	58.657	2	2.295	58.129	2	1.805	57.303	32	2.657	58.375
19	1.909	1:04.533	2	2.125	58.542	11	2.686	58.569	11	2.846	57.953	11	2.717	57.333
59	1.978	1:04.602	19	3.279	59.791	19	4.437	59.117	24	5.779	57.885	19	6.769	58.348
2	2.004	1:04.628	16	3.346	59.624	16	4.510	59.123	19	5.883	59.239	16	6.847	58.102
16	2.143	1:04.767	66	4.383	59.937	24	5.687	58.778	16	6.207	59.490	24	6.857	58.540
66	2.867	1:05.491	8	4.781	59.660	8	5.751	58.929	8	6.529	58.571	8	6.993	57.926
24	3.290	1:05.914	24	4.868	59.999	66	5.942	59.518	66	7.419	59.270	66	8.619	58.662
8	3.542	1:06.166	59	5.992	1:02.435	3	7.857	59.464	3	9.284	59.220	3	10.005	58.183
72	3.720	1:06.344	3	6.352	1:00.445	59	8.458	1:00.425	59	10.627	59.962	59	11.902	58.737
55	3.821	1:06.445	55	7.186	1:01.786	55	9.298	1:00.071	4	10.913	59.336	4	12.629	59.178
3	4.328	1:06.952	4	7.556	1:01.242	4	9.370	59.773	55	12.194	1:00.689	55	13.295	58.563
4	4.735	1:07.359	72	8.218	1:02.919	72	10.861	1:00.602	72	13.590	1:00.522	72	15.525	59.397
40	5.740	1:08.364	40	8.881	1:01.562	40	12.162	1:01.240	40	14.526	1:00.157	69	15.601	58.468
43	6.346	1:08.970	7	10.683	1:02.202	69	13.762	1:00.619	69	14.595	58.626	40	17.998	1:00.934
7	6.902	1:09.526	69	11.102	1:01.652	7	14.630	1:01.906	7	17.250	1:00.413	7	20.113	1:00.325
96	7.781	1:10.405	43	11.204	1:03.279	43	15.977	1:02.732	96	19.655	1:01.349	96	23.040	1:00.847
69	7.871	1:10.495	96	12.375	1:03.015	96	16.099	1:01.683	43	20.553	1:02.369	43	24.002	1:00.911
76	7.994	1:10.618	76	12.538	1:02.965	76	16.641	1:02.062	76	20.995	1:02.147	76	24.570	1:01.037
99	8.900	1:11.524	29	15.864	1:04.107	29	22.360	1:04.455	29	28.808	1:04.241	29	34.871	1:03.525
29	10.178	1:12.802	17	18.545	1:05.812	17	24.605	1:04.019	17	29.969	1:03.157	17	36.018	1:03.511
77	11.023	1:13.647	77	32.114	1:19.512	77	35.484	1:01.329	77	38.736	1:01.045	77	42.307	1:01.033
17	11.154	1:13.778												

Legends Cars Championship - Heat 1

RACE 1 - LAP CHART


Lap 6			Lap 7			Lap 8		
No	Behind	Laptime	No	Behind	Laptime	No	Behind	Laptime
12		57.142	12		57.116	12		57.201
2	2.470	57.509	2	2.157	56.803	2	2.055	57.099
1	2.632	57.603	1	2.357	56.841	1	2.154	56.998
32	2.957	57.442	32	3.296	57.455	17	1 LAP	1:06.254
11	3.949	58.374	11	4.470	57.637	32	3.765	57.670
24	8.367	58.652	24	9.234	57.983	11	4.246	56.977
19	9.147	59.520	19	9.826	57.795	76	1 LAP	1:30.531
16	9.190	59.485	8	10.232	57.911	24	9.759	57.726
8	9.437	59.586	16	10.765	58.691	19	10.136	57.511
66	10.088	58.611	3	11.782	58.062	16	11.879	58.315
3	10.836	57.973	66	11.901	58.929	8	11.897	58.866
4	14.144	58.657	4	15.203	58.175	3	11.961	57.380
59	14.281	59.521	59	16.216	59.051	4	16.896	58.894
55	16.145	59.992	69	18.507	58.857	66	17.333	1:02.633
69	16.766	58.307	55	18.516	59.487	59	19.684	1:00.669
72	17.601	59.218	72	18.863	58.378	55	20.110	58.795
40	21.085	1:00.229	40	23.537	59.568	69	20.493	59.187
7	22.291	59.320	7	24.749	59.574	72	20.605	58.943
96	26.354	1:00.456	96	29.696	1:00.458	40	26.395	1:00.059
43	27.546	1:00.686	43	32.384	1:01.954	7	26.685	59.137
76	28.635	1:01.207	29	48.952	1:04.437	96	32.923	1:00.428
29	41.631	1:03.902	77	50.063	1:01.102	43	36.376	1:01.193
77	46.077	1:00.912				29	55.431	1:03.680
17	51.471	1:12.595				77	55.456	1:02.594

Legends Cars Championship - Heat 2

RACE 3 - GRID

ROW 13	96 Paul O'BRIEN	29 Nathan ANTHONY
ROW 12	4 Darren GAULTON	3 Ross MARSHALL
ROW 11	69 Gerard McCOSH	77 Robin WEBB
ROW 10	7 John MARSHALL	17 John HILBERY
ROW 9	40 Roger COUSINS	43 Mick MERCER
ROW 8	76 David VERNON	99 Brian COOKE
ROW 7		32 Peter MORTON
ROW 6	59 Paul MANSELL	16 Richard POCKLINGTON
ROW 5	1 John Jon HIGGINS	12 Stephen TREHERNE
ROW 4	66 Stephen WHITELEGG	2 Lee FITZPATRICK
ROW 3	24 Matthew PAPE	11 Simon BELCHER
ROW 2	72 Glenn BURTENSHAW	19 Lawrence DAVEY
ROW 1	55 Ben POWER	8 Nick BRACE

Pole



Brands Hatch Indy
Circuit Length = 1.1986 miles

These results are provisional until the conclusion of any judicial and technical matters.

Clerk of Course :

Timekeeper :

Legends Cars Championship - Heat 2

RACE 3 - CLASSIFICATION

POS	NO	CL	NAME	ENTRY	LAPS	TIME	GAP	DIFF	MPH	BEST	ON
1	2		Lee FITZPATRICK	Legend Ford Coupe	8	7:36.661			75.59	56.447	2
2	8		Nick BRACE	Legend Ford Coupe	8	7:38.157	1.496	1.496	75.34	56.696	7
3	1		John Jon HIGGINS	Legend Ford Coupe	8	7:40.821	4.160	2.664	74.91	56.741	6
4	32		Peter MORTON	Legend Ford Coupe	8	7:41.135	4.474	0.314	74.85	56.607	6
5	16		Richard POCKLINGTON	Legend 34 Ford Coupe	8	7:41.186	4.525	0.051	74.85	56.601	7
6	24		Matthew PAPE	Legend 34 Ford Coupe	8	7:41.617	4.956	0.431	74.78	57.049	2
7	11		Simon BELCHER	Legend 34 Ford Coupe	8	7:44.314	7.653	2.697	74.34	56.858	7
8	55		Ben POWER	Legend Ford Coupe	8	7:44.406	7.745	0.092	74.33	57.483	4
9	66		Stephen WHITELEGG	Legend 34 Ford Sedan	8	7:47.605	10.944	3.199	73.82	57.680	4
10	59		Paul MANSELL	Legend 34 Ford Coupe	8	7:49.192	12.531	1.587	73.57	57.348	5
11	3		Ross MARSHALL	Legend Ford Coupe	8	7:52.002	15.341	2.810	73.13	57.014	7
12	19		Lawrence DAVEY	Legend Ford Coupe	8	7:52.053	15.392	0.051	73.12	57.031	7
13	12		Stephen TREHERNE	Legend Ford	8	7:52.155	15.494	0.102	73.11	56.405	6
14	4		Darren GAULTON	Legend Ford Coupe	8	7:54.206	17.545	2.051	72.79	57.339	7
15	69		Gerard McCOSH	Legend 34 Ford Coupe	8	7:57.054	20.393	2.848	72.36	57.660	7
16	7		John MARSHALL	Legend Ford Coupe	8	8:00.743	24.082	3.689	71.80	58.295	7
17	40		Roger COUSINS	Legend 34 Ford Coupe	8	8:01.808	25.147	1.065	71.64	58.147	4
18	43		Mick MERCER	Legend 37 Ford Sedan	8	8:06.354	29.693	4.546	70.97	59.344	5
19	72		Glenn BURTENSHAW	Legend 34 Ford Coupe	8	8:09.689	33.028	3.335	70.49	57.695	4
20	77		Robin WEBB	Legend Chevy Sedan	8	8:12.147	35.486	2.458	70.14	59.308	8
21	76		David VERNON	Legend 34 Coupe	8	8:14.981	38.320	2.834	69.74	59.738	7
22	29		Nathan ANTHONY	Legend 34 Ford	8	8:16.437	39.776	1.456	69.53	1:00.228	2
23	96		Paul O'BRIEN	Legend	8	8:16.640	39.979	0.203	69.50	58.479	8
24	99		Brian COOKE	Legend Ford	8	8:26.148	49.487	9.508	68.20	59.597	5
25	17		John HILBERY	Legend Ford	8	8:26.407	49.746	0.259	68.16	1:01.695	4

FASTEST LAP

12	Stephen TREHERNE	Legend Ford	6	56.405	76.50 mph	123.11 kph
----	-------------------------	-------------	---	--------	-----------	------------

Weather / Track : Sunny / Dry

These results are provisional until the conclusion of any judicial and technical matters.

Brands Hatch Indy
Circuit Length = 1.1986 miles
Start: 14:25 End: 14:33

Clerk of Course :

Timekeeper :

Legends Cars Championship - Heat 2

RACE 3 - LAP CHART

Lap 1			Lap 2			Lap 3			Lap 4			Lap 5		
No	Behind	Laptime	No	Behind	Laptime	No	Behind	Laptime	No	Behind	Laptime	No	Behind	Laptime
8		58.589	8		57.222	2		56.908	2		56.645	2		56.560
2	1.043	59.632	2	0.268	56.447	8	0.338	57.514	8	0.710	57.017	8	1.114	56.964
24	1.922	1:00.511	24	1.749	57.049	24	1.914	57.341	24	2.525	57.256	24	3.272	57.307
55	1.937	1:00.526	55	2.295	57.580	55	2.629	57.510	1	3.339	56.747	1	3.815	57.036
66	2.757	1:01.346	16	3.024	56.998	16	3.105	57.257	55	3.467	57.483	32	4.459	57.050
11	2.910	1:01.499	1	3.409	57.014	1	3.237	57.004	32	3.969	57.311	55	4.750	57.843
16	3.248	1:01.837	66	3.681	58.146	32	3.303	56.784	16	4.581	58.121	16	4.837	56.816
1	3.617	1:02.206	32	3.695	56.716	66	4.713	58.208	66	5.748	57.680	11	6.717	56.918
32	4.201	1:02.790	59	4.711	57.492	59	5.176	57.641	11	6.359	57.164	66	7.148	57.960
59	4.441	1:03.030	11	5.387	59.699	11	5.840	57.629	59	7.034	58.503	59	7.822	57.348
99	6.680	1:05.269	7	10.084	1:00.064	4	12.012	58.772	19	13.228	57.792	19	14.092	57.424
76	6.798	1:05.387	99	10.349	1:00.891	7	12.038	59.130	3	13.740	58.283	3	14.284	57.104
7	7.242	1:05.831	4	10.416	59.545	19	12.081	57.953	4	14.029	58.662	4	15.099	57.630
43	7.278	1:05.867	3	10.686	1:00.602	3	12.102	58.592	7	14.805	59.412	12	16.334	57.695
3	7.306	1:05.895	69	11.285	1:00.835	40	13.810	59.416	12	15.199	56.823	69	17.696	58.760
69	7.672	1:06.261	19	11.304	59.076	69	13.996	59.887	40	15.312	58.147	7	17.963	59.718
40	7.913	1:06.502	43	11.506	1:01.450	12	15.021	57.665	69	15.496	58.145	40	18.336	59.584
4	8.093	1:06.682	40	11.570	1:00.879	43	15.068	1:00.738	43	18.069	59.646	43	20.853	59.344
29	9.383	1:07.972	29	12.389	1:00.228	99	15.499	1:02.326	99	19.086	1:00.232	99	22.123	59.597
19	9.450	1:08.039	96	12.450	59.689	29	16.056	1:00.843	29	19.846	1:00.435	96	24.909	1:01.409
96	9.983	1:08.572	77	13.634	1:00.108	96	16.109	1:00.835	96	20.060	1:00.596	29	24.944	1:01.658
17	10.132	1:08.721	12	14.532	57.652	77	16.298	59.840	77	21.448	1:01.795	77	25.293	1:00.405
77	10.748	1:09.337	17	14.874	1:01.964	17	19.487	1:01.789	17	24.537	1:01.695	72	28.333	58.653
12	14.102	1:12.691	76	18.050	1:08.474	76	21.337	1:00.463	76	24.895	1:00.203	76	29.043	1:00.708
72	23.128	1:21.717	72	24.341	58.435	72	25.190	58.025	72	26.240	57.695	17	31.072	1:03.095


Legends Cars Championship - Heat 2

RACE 3 - LAP CHART

Lap 6			Lap 7			Lap 8		
No	Behind	Laptime	No	Behind	Laptime	No	Behind	Laptime
2		56.764	2		56.803	2		56.902
8	1.302	56.952	8	1.195	56.696	8	1.496	57.203
24	3.721	57.213	1	4.062	57.073	1	4.160	57.000
1	3.792	56.741	24	4.260	57.342	32	4.474	57.051
32	4.302	56.607	32	4.325	56.826	16	4.525	56.734
16	4.895	56.822	16	4.693	56.601	24	4.956	57.598
55	5.809	57.823	11	7.034	56.858	11	7.653	57.521
11	6.979	57.026	55	7.076	58.070	55	7.745	57.571
66	8.144	57.760	66	9.656	58.315	66	10.944	58.190
59	8.584	57.526	59	10.649	58.868	59	12.531	58.784
3	14.968	57.448	3	15.179	57.014	3	15.341	57.064
19	15.019	57.691	19	15.247	57.031	19	15.392	57.047
12	15.975	56.405	12	15.602	56.430	12	15.494	56.794
4	16.242	57.907	4	16.778	57.339	4	17.545	57.669
69	18.667	57.735	69	19.524	57.660	69	20.393	57.771
7	19.613	58.414	7	21.105	58.295	7	24.082	59.879
40	20.595	59.023	40	22.209	58.417	40	25.147	59.840
43	23.936	59.847	43	26.876	59.743	43	29.693	59.719
29	30.178	1:01.998	72	31.740	58.358	72	33.028	58.190
72	30.185	58.616	77	33.080	59.593	77	35.486	59.308
77	30.290	1:01.761	29	34.693	1:01.318	76	38.320	59.825
76	32.462	1:00.183	76	35.397	59.738	29	39.776	1:01.985
96	36.175	1:08.030	96	38.402	59.030	96	39.979	58.479
17	37.867	1:03.559	17	43.027	1:01.963	99	49.487	1:00.955
99	41.814	1:16.455	99	45.434	1:00.423	17	49.746	1:03.621

Legends Cars Championship - Final

RACE 7 - GRID

ROW 13	96 Paul O'BRIEN	
ROW 12	69 Gerard McCOSH	29 Nathan ANTHONY
ROW 11	43 Mick MERCER	40 Roger COUSINS
ROW 10	76 David VERNON	77 Robin WEBB
ROW 9	99 Brian COOKE	17 John HILBERY
ROW 8	1 John Jon HIGGINS	2 Lee FITZPATRICK
ROW 7	8 Nick BRACE	32 Peter MORTON
ROW 6	11 Simon BELCHER	24 Matthew PAPE
ROW 5	12 Stephen TREHERNE	16 Richard POCKLINGTON
ROW 4	66 Stephen WHITELEGG	19 Lawrence DAVEY
ROW 3	55 Ben POWER	3 Ross MARSHALL
ROW 2	4 Darren GAULTON	59 Paul MANSELL
ROW 1	72 Glenn BURTENSHAW	7 John MARSHALL
Pole		
		

Brands Hatch Indy
Circuit Length = 1.1986 miles

These results are provisional until the conclusion of any judicial and technical matters.

Clerk of Course :

Timekeeper :

Legends Cars Championship - Final

RACE 7 - CLASSIFICATION

POS	NO	CL	NAME	ENTRY	LAPS	TIME	GAP	DIFF	MPH	BEST	ON
1	19		Lawrence DAVEY	Legend Ford Coupe	10	10:45.154			66.88	1:03.516	10
2	2		Lee FITZPATRICK	Legend Ford Coupe	10	10:53.607	8.453	8.453	66.01	1:03.565	5
3	1		John Jon HIGGINS	Legend Ford Coupe	10	10:53.700	8.546	0.093	66.00	1:03.709	9
4	12		Stephen TREHERNE	Legend Ford	10	10:56.194	11.040	2.494	65.75	1:03.587	9
5	3		Ross MARSHALL	Legend Ford Coupe	10	10:56.195	11.041	0.001	65.75	1:04.115	9
6	11		Simon BELCHER	Legend 34 Ford Coupe	10	10:56.518	11.364	0.323	65.72	1:03.602	9
7	4		Darren GAULTON	Legend Ford Coupe	10	10:57.714	12.560	1.196	65.60	1:04.957	6
8	32		Peter MORTON	Legend Ford Coupe	10	11:00.395	15.241	2.681	65.34	1:04.597	9
9	24		Matthew PAPE	Legend 34 Ford Coupe	10	11:04.440	19.286	4.045	64.94	1:04.705	8
10	72		Glenn BURTENSHAW	Legend 34 Ford Coupe	10	11:07.084	21.930	2.644	64.68	1:05.093	10
11	16		Richard POCKLINGTON	Legend 34 Ford Coupe	10	11:07.690	22.536	0.606	64.62	1:03.965	9
12	8		Nick BRACE	Legend Ford Coupe	10	11:08.213	23.059	0.523	64.57	1:04.475	9
13	59		Paul MANSELL	Legend 34 Ford Coupe	10	11:12.480	27.326	4.267	64.16	1:05.625	9
14	7		John MARSHALL	Legend Ford Coupe	10	11:13.152	27.998	0.672	64.10	1:05.600	9
15	66		Stephen WHITELEGG	Legend 34 Ford Sedan	10	11:15.915	30.761	2.763	63.84	1:05.312	9
16	55		Ben POWER	Legend Ford Coupe	10	11:27.838	42.684	11.923	62.73	1:05.562	4
17	96		Paul O'BRIEN	Legend	10	11:45.230	1:00.076	17.392	61.18	1:06.477	8
18	69		Gerard McCOSH	Legend 34 Ford Coupe	10	11:47.136	1:01.982	1.906	61.02	1:05.988	4
19	43		Mick MERCER	Legend 37 Ford Sedan	10	11:53.992	1:08.838	6.856	60.43	1:07.811	9
20	40		Roger COUSINS	Legend 34 Ford Coupe	9	10:56.097	1 lap	1 lap	59.19	1:08.957	3
21	77		Robin WEBB	Legend Chevy Sedan	9	10:57.508	1 lap	1.411	59.06	1:09.759	7
22	17		John HILBERY	Legend Ford	9	11:05.878	1 lap	8.370	58.32	1:09.118	4
23	29		Nathan ANTHONY	Legend 34 Ford	9	11:15.591	1 lap	9.713	57.48	1:08.461	2
24	99		Brian COOKE	Legend Ford	9	11:47.464	1 lap	31.873	54.89	1:14.148	8

FASTEST LAP

19	Lawrence DAVEY	Legend Ford Coupe	10	1:03.516	67.93 mph	109.33 kph
----	----------------	-------------------	----	----------	-----------	------------

Weather / Track : Rain / Wet

These results are provisional until the conclusion of any judicial and technical matters.

Brands Hatch Indy
Circuit Length = 1.1986 miles
Start: 10:04 End: 10:16

Clerk of Course :		Timekeeper :
-------------------	--	--------------

Legends Cars Championship - Final

RACE 7 - LAP CHART

Lap 1			Lap 2			Lap 3			Lap 4			Lap 5		
No	Behind	Laptime	No	Behind	Laptime	No	Behind	Laptime	No	Behind	Laptime	No	Behind	Laptime
7		1:08.681	19		1:04.576	19		1:03.824	19		1:03.921	19		1:03.689
19	0.372	1:09.053	7	1.032	1:05.980	4	2.878	1:05.266	4	4.337	1:05.380	4	6.135	1:05.487
72	0.419	1:09.100	72	1.274	1:05.803	7	3.141	1:05.933	1	5.728	1:04.456	2	6.648	1:03.565
4	1.381	1:10.062	4	1.436	1:05.003	72	3.911	1:06.461	7	6.595	1:07.375	1	7.206	1:05.167
3	2.324	1:11.005	3	2.567	1:05.191	1	5.193	1:05.497	2	6.772	1:04.065	3	8.181	1:04.653
59	2.881	1:11.562	1	3.520	1:04.854	3	5.281	1:06.538	3	7.217	1:05.857	12	9.360	1:04.982
55	3.182	1:11.863	59	3.681	1:05.748	11	5.888	1:05.569	11	7.949	1:05.982	11	10.073	1:05.813
11	3.345	1:12.026	11	4.143	1:05.746	12	6.128	1:05.478	12	8.067	1:05.860	7	10.654	1:07.748
1	3.614	1:12.295	12	4.474	1:05.683	2	6.628	1:04.895	72	8.121	1:08.131	32	11.550	1:05.747
12	3.739	1:12.420	2	5.557	1:05.159	32	7.056	1:05.106	32	9.492	1:06.357	72	11.727	1:07.295
24	4.737	1:13.418	32	5.774	1:05.347	59	7.443	1:07.586	59	9.649	1:06.127	24	13.425	1:07.012
16	5.101	1:13.782	55	6.413	1:08.179	55	8.416	1:05.827	55	10.057	1:05.562	59	13.706	1:07.746
2	5.346	1:14.027	24	6.987	1:07.198	24	8.793	1:05.630	24	10.102	1:05.230	55	13.954	1:07.586
32	5.375	1:14.056	16	7.477	1:07.324	16	9.352	1:05.699	16	11.000	1:05.569	8	14.475	1:06.468
8	5.998	1:14.679	8	7.898	1:06.848	8	10.231	1:06.157	8	11.696	1:05.386	16	15.147	1:07.836
66	9.853	1:18.534	66	11.790	1:06.885	66	15.239	1:07.273	66	18.329	1:07.011	66	20.871	1:06.231
29	11.977	1:20.658	29	15.490	1:08.461	29	22.199	1:10.533	29	27.405	1:09.127	96	38.660	1:11.368
17	12.956	1:21.637	69	15.736	1:06.626	96	24.822	1:07.270	96	30.981	1:10.080	17	38.840	1:10.842
43	13.684	1:22.365	43	18.975	1:10.239	43	25.369	1:10.218	43	31.609	1:10.161	43	39.632	1:11.712
69	14.058	1:22.739	17	20.950	1:12.942	17	26.490	1:09.364	17	31.687	1:09.118	69	46.012	1:07.081
40	14.131	1:22.812	96	21.376	1:09.335	77	30.894	1:10.759	40	39.825	1:12.635	40	48.441	1:12.305
77	16.840	1:25.521	77	23.959	1:12.067	40	31.111	1:08.957	77	40.355	1:13.382	29	48.847	1:25.131
96	16.989	1:25.670	40	25.978	1:16.795	69	40.553	1:28.641	69	42.620	1:05.988	77	50.097	1:13.431
99	17.581	1:26.262	99	37.360	1:24.727	99	50.316	1:16.780	99	1:02.885	1:16.490			

Legends Cars Championship - Final

RACE 7 - LAP CHART

Lap 6			Lap 7			Lap 8			Lap 9			Lap 10		
No	Behind	Laptime	No	Behind	Laptime	No	Behind	Laptime	No	Behind	Laptime	No	Behind	Laptime
19		1:04.158	19		1:04.902	19		1:03.824	19		1:03.691	19		1:03.516
4	6.934	1:04.957	29	1 LAP	1:22.501	2	7.559	1:05.095	77	1 LAP	1:09.834	2	8.453	1:04.529
2	7.181	1:04.691	2	6.288	1:04.009	17	1 LAP	1:28.934	40	1 LAP	1:09.256	1	8.546	1:04.082
1	7.749	1:04.701	4	7.010	1:04.978	1	7.962	1:04.613	2	7.440	1:03.572	40	1 LAP	1:09.908
3	8.734	1:04.711	1	7.173	1:04.326	4	9.109	1:05.923	1	7.980	1:03.709	12	11.040	1:04.736
12	9.290	1:04.088	3	8.569	1:04.737	3	9.361	1:04.616	3	9.785	1:04.115	3	11.041	1:04.772
11	11.069	1:05.154	12	8.933	1:04.545	12	9.924	1:04.815	12	9.820	1:03.587	11	11.364	1:04.223
32	12.168	1:04.776	11	10.147	1:03.980	11	10.746	1:04.423	4	10.528	1:05.110	77	1 LAP	1:11.683
24	14.413	1:05.146	32	12.132	1:04.866	29	1 LAP	1:14.282	11	10.657	1:03.602	4	12.560	1:05.548
99	1 LAP	1:20.120	24	14.722	1:05.211	32	13.091	1:04.783	32	13.997	1:04.597	32	15.241	1:04.760
72	15.294	1:07.725	72	16.631	1:06.239	24	15.603	1:04.705	17	1 LAP	1:10.560	24	19.286	1:05.604
7	17.241	1:10.745	7	18.544	1:06.205	72	18.722	1:05.915	24	17.198	1:05.286	17	1 LAP	1:09.622
59	18.003	1:08.455	8	19.052	1:05.844	8	20.550	1:05.322	72	20.353	1:05.322	72	21.930	1:05.093
8	18.110	1:07.793	59	19.096	1:05.995	7	21.505	1:06.785	29	1 LAP	1:12.151	16	22.536	1:04.166
16	18.658	1:07.669	16	19.656	1:05.900	16	21.612	1:05.780	8	21.334	1:04.475	8	23.059	1:05.241
66	23.378	1:06.665	66	25.213	1:06.737	59	22.381	1:07.109	16	21.886	1:03.965	59	27.326	1:06.527
55	33.556	1:23.760	99	1 LAP	1:18.335	66	26.796	1:05.407	7	23.414	1:05.600	7	27.998	1:08.100
17	47.541	1:12.859	55	34.993	1:06.339	55	37.251	1:06.082	59	24.315	1:05.625	29	1 LAP	1:12.747
96	47.978	1:13.476	96	51.520	1:08.444	99	1 LAP	1:16.264	66	28.417	1:05.312	66	30.761	1:05.860
69	48.450	1:06.596	69	51.732	1:08.184	96	54.173	1:06.477	55	39.556	1:05.996	55	42.684	1:06.644
43	48.517	1:13.043	43	53.860	1:10.245	69	54.545	1:06.637	99	1 LAP	1:14.148	96	1:00.076	1:06.504
40	56.545	1:12.262	77	1:01.868	1:09.759	43	58.910	1:08.874	96	57.088	1:06.606	69	1:01.982	1:07.600
77	57.011	1:11.072	40	1:02.810	1:11.167				69	57.898	1:07.044	99	1 LAP	1:14.338
									43	1:03.030	1:07.811	43	1:08.838	1:09.324

Legends Cars Championship - Heat 1

RACE 10 - CLASSIFICATION

POS	NO	CL	NAME	ENTRY	LAPS	TIME	GAP	DIFF	MPH	BEST	ON
1	1		John Jon HIGGINS	Legend Ford Coupe	8	8:36.210			66.87	1:03.551	3
2	2		Lee FITZPATRICK	Legend Ford Coupe	8	8:38.672	2.462	2.462	66.55	1:03.841	3
3	3		Ross MARSHALL	Legend Ford Coupe	8	8:40.649	4.439	1.977	66.30	1:04.755	3
4	12		Stephen TREHERNE	Legend Ford	8	8:42.170	5.960	1.521	66.10	1:04.110	4
5	32		Peter MORTON	Legend Ford Coupe	8	8:42.551	6.341	0.381	66.06	1:04.768	4
6	19		Lawrence DAVEY	Legend Ford Coupe	8	8:42.768	6.558	0.217	66.03	1:03.812	2
7	16		Richard POCKLINGTON	Legend 34 Ford Coupe	8	8:43.437	7.227	0.669	65.94	1:04.226	6
8	4		Darren GAULTON	Legend Ford Coupe	8	8:44.719	8.509	1.282	65.78	1:04.259	4
9	11		Simon BELCHER	Legend 34 Ford Coupe	8	8:45.851	9.641	1.132	65.64	1:03.930	4
10	72		Glenn BURTENSHAW	Legend 34 Ford Coupe	8	8:50.465	14.255	4.614	65.07	1:04.642	4
11	55		Ben POWER	Legend Ford Coupe	8	8:55.215	19.005	4.750	64.49	1:04.942	3
12	24		Matthew PAPE	Legend 34 Ford Coupe	8	8:57.186	20.976	1.971	64.26	1:05.048	8
13	66		Stephen WHITELEGG	Legend 34 Ford Sedan	8	8:58.595	22.385	1.409	64.09	1:05.466	3
14	8		Nick BRACE	Legend Ford Coupe	8	9:03.468	27.258	4.873	63.51	1:04.684	3
15	7		John MARSHALL	Legend Ford Coupe	8	9:04.010	27.800	0.542	63.45	1:06.397	6
16	59		Paul MANSELL	Legend 34 Ford Coupe	8	9:06.147	29.937	2.137	63.20	1:06.128	4
17	96		Paul O'BRIEN	Legend	8	9:07.221	31.011	1.074	63.08	1:06.196	4
18	77		Robin WEBB	Legend Chevy Sedan	8	9:20.169	43.959	12.948	61.62	1:08.398	6
19	43		Mick MERCER	Legend 37 Ford Sedan	8	9:22.609	46.399	2.440	61.35	1:08.646	2
20	40		Roger COUSINS	Legend 34 Ford Coupe	8	9:30.036	53.826	7.427	60.55	1:08.871	3
21	29		Nathan ANTHONY	Legend 34 Ford	7	8:43.341	1 lap	1 lap	57.71	1:07.798	2
22	17		John HILBERY	Legend Ford	7	8:44.786	1 lap	1.445	57.55	1:07.914	5

FASTEST LAP

1	John Jon HIGGINS	Legend Ford Coupe	3	1:03.551	67.89 mph	109.27 kph
---	-------------------------	-------------------	---	----------	-----------	------------

Weather / Track : Rain / Wet

These results are provisional until the conclusion of any judicial and technical matters.

Brands Hatch Indy
Circuit Length = 1.1986 miles
Start: 11:23 End: 11:33

Clerk of Course :

Timekeeper :

Legends Cars Championship - Heat 1

RACE 10 - LAP CHART

Lap 1			Lap 2			Lap 3			Lap 4			Lap 5		
No	Behind	Laptime	No	Behind	Laptime	No	Behind	Laptime	No	Behind	Laptime	No	Behind	Laptime
3		1:05.754	3		1:04.945	2		1:03.841	1		1:03.795	1		1:03.813
4	0.381	1:06.135	4	0.371	1:04.935	3	0.487	1:04.755	2	0.100	1:04.511	2	0.991	1:04.704
32	0.695	1:06.449	2	0.427	1:04.416	1	0.616	1:03.551	3	0.873	1:04.797	3	2.077	1:05.017
2	0.956	1:06.710	32	1.180	1:05.430	4	1.459	1:05.356	4	1.307	1:04.259	4	2.544	1:05.050
1	1.323	1:07.077	1	1.333	1:04.955	32	1.977	1:05.065	12	2.140	1:04.110	12	3.222	1:04.895
16	1.343	1:07.097	12	2.146	1:04.758	12	2.441	1:04.563	32	2.334	1:04.768	32	3.420	1:04.899
12	2.333	1:08.087	16	2.451	1:06.053	16	2.948	1:04.765	16	3.309	1:04.772	16	4.944	1:05.448
8	2.592	1:08.346	8	2.771	1:05.124	8	3.187	1:04.684	19	3.662	1:04.719	19	5.224	1:05.375
59	3.493	1:09.247	19	3.592	1:03.812	19	3.354	1:04.030	8	4.348	1:05.572	8	6.219	1:05.684
19	4.725	1:10.479	59	5.178	1:06.630	72	6.070	1:04.834	72	6.301	1:04.642	72	7.739	1:05.251
11	5.309	1:11.063	72	5.504	1:04.761	59	7.478	1:06.568	11	7.856	1:03.930	11	8.516	1:04.473
72	5.688	1:11.442	66	7.735	1:05.643	11	8.337	1:03.946	59	9.195	1:06.128	59	12.189	1:06.807
66	7.037	1:12.791	55	8.541	1:05.673	66	8.933	1:05.466	66	10.731	1:06.209	55	13.538	1:06.478
55	7.813	1:13.567	11	8.659	1:08.295	55	9.215	1:04.942	55	10.873	1:06.069	66	15.186	1:08.268
29	9.138	1:14.892	29	11.991	1:07.798	24	15.325	1:06.734	24	16.117	1:05.203	24	17.552	1:05.248
96	9.473	1:15.227	96	12.515	1:07.987	7	15.326	1:06.890	7	17.645	1:06.730	7	20.578	1:06.746
40	10.549	1:16.303	7	12.704	1:06.571	96	16.226	1:07.979	96	18.011	1:06.196	96	21.037	1:06.839
7	11.078	1:16.832	24	12.859	1:06.725	29	17.899	1:10.176	29	22.517	1:09.029	29	26.839	1:08.135
24	11.079	1:16.833	40	14.887	1:09.283	40	19.490	1:08.871	17	24.134	1:08.677	17	28.235	1:07.914
17	11.465	1:17.219	17	15.248	1:08.728	17	19.868	1:08.888	77	25.273	1:08.894	77	30.118	1:08.658
77	12.406	1:18.160	77	16.187	1:08.726	77	20.790	1:08.871	40	26.461	1:11.382	43	32.712	1:09.074
43	13.149	1:18.903	43	16.850	1:08.646	43	21.706	1:09.124	43	27.451	1:10.156	40	33.957	1:11.309


Legends Cars Championship - Heat 1

RACE 10 - LAP CHART

Lap 6			Lap 7			Lap 8		
No	Behind	Laptime	No	Behind	Laptime	No	Behind	Laptime
1		1:04.214	1		1:04.403	1		1:04.402
2	1.435	1:04.658	2	1.967	1:04.935	2	2.462	1:04.897
3	2.763	1:04.900	3	3.740	1:05.380	3	4.439	1:05.101
4	3.965	1:05.635	12	5.431	1:05.513	12	5.960	1:04.931
12	4.321	1:05.313	32	5.892	1:05.669	32	6.341	1:04.851
32	4.626	1:05.420	19	6.491	1:05.295	19	6.558	1:04.469
16	4.956	1:04.226	16	7.130	1:06.577	29	1 LAP	1:43.960
19	5.599	1:04.589	4	7.867	1:08.305	16	7.227	1:04.499
11	9.405	1:05.103	11	9.901	1:04.899	4	8.509	1:05.044
72	10.919	1:07.394	72	11.746	1:05.230	17	1 LAP	1:44.573
59	15.167	1:07.192	55	17.168	1:06.251	11	9.641	1:04.142
55	15.320	1:05.996	66	20.200	1:07.192	72	14.255	1:06.911
66	17.411	1:06.439	24	20.330	1:05.808	55	19.005	1:06.239
24	18.925	1:05.587	8	23.952	1:07.386	24	20.976	1:05.048
8	20.969	1:18.964	7	24.826	1:06.468	66	22.385	1:06.587
7	22.761	1:06.397	59	26.697	1:15.933	8	27.258	1:07.708
96	23.755	1:06.932	96	27.788	1:08.436	7	27.800	1:07.376
29	31.976	1:09.351	77	39.556	1:09.657	59	29.937	1:07.642
17	32.808	1:08.787	43	42.133	1:09.058	96	31.011	1:07.625
77	34.302	1:08.398	40	47.341	1:11.615	77	43.959	1:08.805
43	37.478	1:08.980				43	46.399	1:08.668
40	40.129	1:10.386				40	53.826	1:10.887

Legends Cars Championship - Heat 2

RACE 13 - GRID

ROW 13		96 Paul O'BRIEN
ROW 12	29 Nathan ANTHONY	69 Gerard McCOSH
ROW 11	43 Mick MERCER	99 Brian COOKE
ROW 10	77 Robin WEBB	40 Roger COUSINS
ROW 9	17 John HILBERY	76 David VERNON
ROW 8	3 Ross MARSHALL	4 Darren GAULTON
ROW 7	32 Peter MORTON	16 Richard POCKLINGTON
ROW 6	59 Paul MANSELL	2 Lee FITZPATRICK
ROW 5	24 Matthew PAPE	1 John Jon HIGGINS
ROW 4	66 Stephen WHITELEGG	12 Stephen TREHERNE
ROW 3	72 Glenn BURTENSHAW	8 Nick BRACE
ROW 2	19 Lawrence DAVEY	7 John MARSHALL
ROW 1	55 Ben POWER	11 Simon BELCHER
Pole		
		

Brands Hatch Indy
Circuit Length = 1.1986 miles

Clerk of Course :		Timekeeper :
-------------------	--	--------------

Legends Cars Championship - Heat 2

RACE 13 - CLASSIFICATION

POS	NO	CL	NAME	ENTRY	LAPS	TIME	GAP	DIFF	MPH	BEST	ON
1	1		John Jon HIGGINS	Legend Ford Coupe	8	8:33.503			67.22	1:02.836	4
2	2		Lee FITZPATRICK	Legend Ford Coupe	8	8:33.623	0.120	0.120	67.20	1:03.251	7
3	3		Ross MARSHALL	Legend Ford Coupe	8	8:34.152	0.649	0.529	67.14	1:03.075	7
4	12		Stephen TREHERNE	Legend Ford	8	8:39.046	5.543	4.894	66.50	1:03.634	2
5	32		Peter MORTON	Legend Ford Coupe	8	8:39.073	5.570	0.027	66.50	1:03.889	8
6	72		Glenn BURTENSHAW	Legend 34 Ford Coupe	8	8:39.344	5.841	0.271	66.46	1:03.306	8
7	19		Lawrence DAVEY	Legend Ford Coupe	8	8:41.017	7.514	1.673	66.25	1:03.152	6
8	4		Darren GAULTON	Legend Ford Coupe	8	8:41.889	8.386	0.872	66.14	1:03.534	8
9	16		Richard POCKLINGTON	Legend 34 Ford Coupe	8	8:43.149	9.646	1.260	65.98	1:03.205	6
10	11		Simon BELCHER	Legend 34 Ford Coupe	8	8:43.829	10.326	0.680	65.90	1:03.708	5
11	66		Stephen WHITELEGG	Legend 34 Ford Sedan	8	8:45.005	11.502	1.176	65.75	1:04.549	8
12	69		Gerard McCOSH	Legend 34 Ford Coupe	8	8:54.075	20.572	9.070	64.63	1:05.725	6
13	59		Paul MANSELL	Legend 34 Ford Coupe	8	8:55.255	21.752	1.180	64.49	1:05.919	4
14	96		Paul O'BRIEN	Legend	8	8:56.628	23.125	1.373	64.32	1:05.452	8
15	55		Ben POWER	Legend Ford Coupe	8	8:59.838	26.335	3.210	63.94	1:05.400	3
16	7		John MARSHALL	Legend Ford Coupe	8	9:00.446	26.943	0.608	63.87	1:05.163	8
17	8		Nick BRACE	Legend Ford Coupe	8	9:00.565	27.062	0.119	63.85	1:03.995	6
18	43		Mick MERCER	Legend 37 Ford Sedan	8	9:01.297	27.794	0.732	63.77	1:05.481	7
19	29		Nathan ANTHONY	Legend 34 Ford	8	9:09.798	36.295	8.501	62.78	1:07.299	5
20	77		Robin WEBB	Legend Chevy Sedan	8	9:10.219	36.716	0.421	62.73	1:06.987	6
21	17		John HILBERY	Legend Ford	8	9:10.980	37.477	0.761	62.65	1:07.096	5
22	40		Roger COUSINS	Legend 34 Ford Coupe	8	9:23.150	49.647	12.170	61.29	1:08.470	7

FASTEST LAP

1	John Jon HIGGINS	Legend Ford Coupe	4	1:02.836	68.67 mph	110.51 kph
---	-------------------------	-------------------	---	----------	-----------	------------

Car No 8 - 20 second penalty - Championship Regulation - 3.6.2.

Weather / Track : Cloudy / Wet

These results are provisional until the conclusion of any judicial and technical matters.

Brands Hatch Indy
Circuit Length = 1.1986 miles
Start: 13:54 End: 14:03

Clerk of Course :		Timekeeper :	
-------------------	--	--------------	--

Legends Cars Championship - Heat 2

RACE 13 - LAP CHART

Lap 1			Lap 2			Lap 3			Lap 4			Lap 5		
No	Behind	Laptime	No	Behind	Laptime	No	Behind	Laptime	No	Behind	Laptime	No	Behind	Laptime
11		1:06.090	11		1:03.906	11		1:03.716	11		1:03.709	11		1:03.708
19	0.516	1:06.606	19	0.039	1:03.429	1	1.291	1:03.151	1	0.418	1:02.836	1	0.834	1:04.124
8	1.448	1:07.538	8	1.855	1:04.313	2	2.453	1:03.840	2	2.110	1:03.366	2	1.794	1:03.392
12	2.197	1:08.287	1	1.856	1:03.486	3	3.049	1:03.501	3	2.966	1:03.626	3	2.558	1:03.300
1	2.276	1:08.366	12	1.925	1:03.634	12	4.087	1:05.878	12	4.547	1:04.169	12	5.037	1:04.198
55	2.540	1:08.630	2	2.329	1:03.507	32	4.663	1:04.655	32	5.156	1:04.202	32	5.664	1:04.216
2	2.728	1:08.818	3	3.264	1:03.562	8	4.881	1:06.742	72	5.220	1:03.819	72	5.680	1:04.168
32	2.890	1:08.980	32	3.724	1:04.740	72	5.110	1:04.397	8	5.708	1:04.536	8	6.597	1:04.597
7	3.525	1:09.615	55	4.238	1:05.604	55	5.922	1:05.400	55	7.676	1:05.463	19	8.065	1:03.259
3	3.608	1:09.698	72	4.429	1:04.693	66	6.363	1:04.685	66	7.892	1:05.238	66	8.881	1:04.697
72	3.642	1:09.732	66	5.394	1:05.441	19	8.808	1:12.485	19	8.514	1:03.415	4	9.348	1:03.666
66	3.859	1:09.949	16	6.158	1:05.839	7	8.843	1:06.314	4	9.390	1:04.251	16	10.770	1:03.266
59	4.126	1:10.216	7	6.245	1:06.626	4	8.848	1:05.321	16	11.212	1:05.851	59	14.710	1:06.616
16	4.225	1:10.315	4	7.243	1:06.637	16	9.070	1:06.628	7	11.362	1:06.228	69	15.032	1:06.506
4	4.512	1:10.602	59	7.350	1:07.130	59	9.592	1:05.958	59	11.802	1:05.919	96	18.518	1:06.302
69	5.065	1:11.155	69	7.631	1:06.472	69	10.073	1:06.158	69	12.234	1:05.870	55	20.976	1:17.008
96	8.931	1:15.021	96	11.050	1:06.025	96	13.094	1:05.760	96	15.924	1:06.539	7	22.959	1:15.305
43	9.502	1:15.592	29	13.257	1:07.633	43	17.097	1:07.289	43	19.851	1:06.463	43	23.357	1:07.214
29	9.530	1:15.620	43	13.524	1:07.928	29	17.757	1:08.216	29	21.378	1:07.330	29	24.969	1:07.299
17	10.268	1:16.358	17	14.046	1:07.684	17	18.545	1:08.215	17	22.529	1:07.693	17	25.917	1:07.096
77	10.757	1:16.847	77	14.664	1:07.813	77	18.708	1:07.760	77	22.860	1:07.861	77	26.853	1:07.701
40	15.798	1:21.888	40	20.469	1:08.577	40	26.011	1:09.258	40	30.870	1:08.568	40	36.212	1:09.050

Car No 8 - 20 second penalty - Championship Regulation - 3.6.2.

Weather / Track : Cloudy / Wet

Brands Hatch Indy
Circuit Length = 1.1986 miles
Start: 13:54 End: 14:03

Legends Cars Championship - Heat 2

RACE 13 - LAP CHART

Lap 6			Lap 7			Lap 8		
No	Behind	Laptime	No	Behind	Laptime	No	Behind	Laptime
1		1:03.942	1		1:03.911	1		1:03.687
2	0.920	1:03.902	2	0.260	1:03.251	2	0.120	1:03.547
3	1.586	1:03.804	3	0.750	1:03.075	3	0.649	1:03.586
11	2.257	1:07.033	12	4.916	1:04.427	12	5.543	1:04.314
12	4.400	1:04.139	32	5.368	1:04.225	32	5.570	1:03.889
32	5.054	1:04.166	72	6.222	1:04.947	72	5.841	1:03.306
72	5.186	1:04.282	8	6.331	1:04.426	8	7.062	1:04.418
8	5.816	1:03.995	11	6.562	1:08.216	19	7.514	1:04.430
19	6.441	1:03.152	19	6.771	1:04.241	4	8.386	1:03.534
4	8.403	1:03.831	4	8.539	1:04.047	16	9.646	1:03.305
66	9.079	1:04.974	16	10.028	1:04.740	11	10.326	1:07.451
16	9.199	1:03.205	66	10.640	1:05.472	66	11.502	1:04.549
69	15.981	1:05.725	69	18.227	1:06.157	69	20.572	1:06.032
59	16.540	1:06.606	59	18.974	1:06.345	59	21.752	1:06.465
96	19.695	1:05.953	96	21.360	1:05.576	96	23.125	1:05.452
55	22.500	1:06.300	55	24.579	1:05.990	55	26.335	1:05.443
7	24.008	1:05.825	7	25.467	1:05.370	7	26.943	1:05.163
43	24.258	1:05.677	43	25.828	1:05.481	43	27.794	1:05.653
29	27.520	1:07.327	29	31.551	1:07.942	29	36.295	1:08.431
17	28.916	1:07.775	77	32.564	1:07.411	77	36.716	1:07.839
77	29.064	1:06.987	17	33.611	1:08.606	17	37.477	1:07.553
40	40.074	1:08.638	40	44.633	1:08.470	40	49.647	1:08.701

Car No 8 - 20 second penalty - Championship Regulation - 3.6.2.

Weather / Track : Cloudy / Wet

www.tsl-timing.com


Page 2 of 2

Brands Hatch Indy
Circuit Length = 1.1986 miles
Start: 13:54 End: 14:03

Printed - 14.06 Sunday, 01 November 2009

Legends Cars Championship - Final

RACE 17 - GRID

ROW 13	29	Nathan ANTHONY	
ROW 12	99	Brian COOKE	96 Paul O'BRIEN
ROW 11	77	Robin WEBB	76 David VERNON
ROW 10	40	Roger COUSINS	43 Mick MERCER
ROW 9	24	Matthew PAPE	17 John HILBERY
ROW 8	1	John Jon HIGGINS	69 Gerard McCOSH
ROW 7	3	Ross MARSHALL	2 Lee FITZPATRICK
ROW 6	32	Peter MORTON	12 Stephen TREHERNE
ROW 5	72	Glenn BURTEISHAW	19 Lawrence DAVEY
ROW 4	4	Darren GAULTON	16 Richard POCKLINGTON
ROW 3	66	Stephen WHITELEGG	11 Simon BELCHER
ROW 2	59	Paul MANSELL	55 Ben POWER
ROW 1	7	John MARSHALL	8 Nick BRACE
Pole			
			

Brands Hatch Indy
Circuit Length = 1.1986 miles

These results are provisional until the conclusion of any judicial and technical matters.

Clerk of Course :		Timekeeper :

Legends Cars Championship - Final

RACE 17 - CLASSIFICATION

POS	NO	CL	NAME	ENTRY	LAPS	TIME	GAP	DIFF	MPH	BEST	ON
1	19		Lawrence DAVEY	Legend Ford Coupe	10	9:42.603			74.06	57.265	10
2	12		Stephen TREHERNE	Legend Ford	10	9:42.629	0.026	0.026	74.06	57.239	10
3	1		John Jon HIGGINS	Legend Ford Coupe	10	9:43.970	1.367	1.341	73.89	57.382	5
4	2		Lee FITZPATRICK	Legend Ford Coupe	10	9:44.152	1.549	0.182	73.86	56.802	5
5	8		Nick BRACE	Legend Ford Coupe	10	9:44.200	1.597	0.048	73.86	57.087	10
6	11		Simon BELCHER	Legend 34 Ford Coupe	10	9:44.258	1.655	0.058	73.85	57.057	6
7	3		Ross MARSHALL	Legend Ford Coupe	10	9:49.525	6.922	5.267	73.19	57.663	8
8	16		Richard POCKLINGTON	Legend 34 Ford Coupe	10	9:54.957	12.354	5.432	72.52	57.945	7
9	32		Peter MORTON	Legend Ford Coupe	10	9:55.727	13.124	0.770	72.43	57.274	5
10	24		Matthew PAPE	Legend 34 Ford Coupe	10	9:55.818	13.215	0.091	72.42	58.115	10
11	72		Glenn BURTENSHAW	Legend 34 Ford Coupe	10	9:55.937	13.334	0.119	72.40	58.231	9
12	66		Stephen WHITELEGG	Legend 34 Ford Sedan	10	9:56.488	13.885	0.551	72.34	58.538	10
13	69		Gerard McCOSH	Legend 34 Ford Coupe	10	9:57.325	14.722	0.837	72.23	57.747	10
14	4		Darren GAULTON	Legend Ford Coupe	10	9:59.454	16.851	2.129	71.98	58.742	7
15	7		John MARSHALL	Legend Ford Coupe	10	9:59.471	16.868	0.017	71.98	59.026	5
16	55		Ben POWER	Legend Ford Coupe	10	9:59.689	17.086	0.218	71.95	58.376	9
17	40		Roger COUSINS	Legend 34 Ford Coupe	10	10:00.049	17.446	0.360	71.91	58.380	9
18	59		Paul MANSELL	Legend 34 Ford Coupe	10	10:00.379	17.776	0.330	71.87	58.830	9
19	96		Paul O'BRIEN	Legend	10	10:07.792	25.189	7.413	70.99	58.314	8
20	43		Mick MERCER	Legend 37 Ford Sedan	10	10:14.572	31.969	6.780	70.21	1:00.356	5
21	76		David VERNON	Legend 34 Coupe	10	10:22.277	39.674	7.705	69.34	1:00.422	9
22	29		Nathan ANTHONY	Legend 34 Ford	10	10:28.164	45.561	5.887	68.69	1:00.762	8
23	17		John HILBERY	Legend Ford	10	10:29.236	46.633	1.072	68.57	1:01.456	8
24	99		Brian COOKE	Legend Ford	10	11:21.523	1:38.920	52.287	63.31	1:01.536	5

NOT CLASSIFIED

DNF	77		Robin WEBB	Legend Chevy Sedan	4	5:01.903	6 laps	6 laps	57.17	1:01.033	2
-----	----	--	------------	--------------------	---	----------	--------	--------	-------	----------	---

FASTEST LAP

	2		Lee FITZPATRICK	Legend Ford Coupe	5	56.802		75.96 mph		122.25 kph	
--	---	--	-----------------	-------------------	---	--------	--	-----------	--	------------	--

Weather / Track : Cloudy / Drying

These results are provisional until the conclusion of any judicial and technical matters.

Brands Hatch Indy
Circuit Length = 1.1986 miles
Start: 15:09 End: 15:21

Clerk of Course :		Timekeeper :	
-------------------	--	--------------	--

Legends Cars Championship - Final

RACE 17 - LAP CHART

Lap 1			Lap 2			Lap 3			Lap 4			Lap 5		
No	Behind	Laptime	No	Behind	Laptime	No	Behind	Laptime	No	Behind	Laptime	No	Behind	Laptime
7		1:01.291	8		59.366	11		57.936	11		57.547	12		57.587
59	0.461	1:01.752	66	0.097	59.150	8	0.276	58.342	19	0.450	57.654	19	0.100	57.733
8	0.515	1:01.806	11	0.130	58.722	19	0.343	57.731	12	0.496	57.439	11	0.467	58.550
66	0.828	1:02.119	7	0.346	1:00.227	12	0.604	57.931	1	1.426	57.779	1	0.725	57.382
11	1.289	1:02.580	19	0.678	58.191	1	1.194	57.882	8	1.489	58.760	2	0.791	56.802
4	1.358	1:02.649	12	0.739	57.831	2	2.382	58.681	2	2.072	57.237	8	1.905	58.499
19	2.368	1:03.659	59	1.349	1:00.769	7	3.479	1:01.199	3	4.404	58.044	3	4.101	57.780
1	2.456	1:03.747	1	1.378	58.803	66	3.871	1:01.840	7	5.734	59.802	7	6.677	59.026
12	2.789	1:04.080	2	1.767	58.378	3	3.907	59.509	66	5.833	59.509	66	6.821	59.071
72	3.210	1:04.501	4	1.904	1:00.427	59	4.112	1:00.829	72	6.132	59.559	72	6.879	58.830
2	3.270	1:04.561	3	2.464	58.541	72	4.120	59.400	59	6.314	59.749	77	1 LAP	1:45.332
3	3.804	1:05.095	72	2.786	59.457	16	4.724	59.790	4	6.664	59.309	16	7.581	58.920
16	3.886	1:05.177	16	3.000	58.995	4	4.902	1:01.064	16	6.744	59.567	59	7.661	59.430
69	4.268	1:05.559	69	3.431	59.044	69	5.114	59.749	69	6.984	59.417	4	8.261	59.680
40	5.151	1:06.442	40	4.840	59.570	24	5.315	58.385	24	7.459	59.691	24	8.399	59.023
55	5.236	1:06.527	24	4.996	58.348	55	5.569	58.620	55	7.559	59.537	69	8.482	59.581
17	6.475	1:07.766	55	5.015	59.660	40	6.603	59.829	40	8.381	59.325	40	9.092	58.794
24	6.529	1:07.820	43	7.905	1:01.039	43	10.230	1:00.391	32	11.371	57.993	55	9.248	59.772
43	6.747	1:08.038	77	8.059	1:01.033	32	10.925	59.011	43	13.271	1:00.588	32	10.562	57.274
77	6.907	1:08.198	17	8.104	1:01.510	96	12.127	1:01.502	96	13.394	58.814	96	14.150	58.839
29	7.438	1:08.729	96	8.691	1:00.818	17	13.448	1:03.410	29	18.159	1:02.153	43	15.544	1:00.356
96	7.754	1:09.045	29	9.638	1:02.081	29	13.553	1:01.981	76	18.662	1:01.522	29	22.339	1:02.263
99	8.398	1:09.689	32	9.980	58.199	76	14.687	1:01.950	17	18.853	1:02.952	76	22.424	1:01.845
76	8.724	1:10.015	99	10.368	1:01.851	99	15.414	1:03.112	99	20.420	1:02.553	17	23.335	1:02.565
32	11.662	1:12.953	76	10.803	1:01.960	77	17.333	1:07.340				99	23.873	1:01.536

Legends Cars Championship - Final

RACE 17 - LAP CHART

Lap 6			Lap 7			Lap 8			Lap 9			Lap 10		
No	Behind	Laptime	No	Behind	Laptime	No	Behind	Laptime	No	Behind	Laptime	No	Behind	Laptime
12		57.329	19		57.589	19		57.603	19		57.817	19		57.265
19	0.132	57.361	12	0.062	57.783	12	0.089	57.630	12	0.052	57.780	12	0.026	57.239
11	0.195	57.057	11	0.263	57.789	11	0.226	57.566	1	0.912	57.905	1	1.367	57.720
1	0.975	57.579	1	0.838	57.584	1	0.824	57.589	2	1.006	57.936	2	1.549	57.808
2	1.038	57.576	2	0.900	57.583	2	0.887	57.590	8	1.775	58.498	8	1.597	57.087
8	1.767	57.191	8	1.265	57.219	8	1.094	57.432	11	1.834	59.425	11	1.655	57.086
3	5.255	58.483	3	6.147	58.613	3	6.207	57.663	3	6.113	57.723	3	6.922	58.074
72	8.347	58.797	16	8.930	57.945	16	10.920	59.593	72	11.394	58.231	16	12.354	58.160
16	8.706	58.454	72	8.935	58.309	72	10.980	59.648	16	11.459	58.356	32	13.124	57.761
7	8.764	59.416	24	10.086	58.354	24	11.007	58.524	24	12.365	59.175	24	13.215	58.115
59	9.341	59.009	7	10.534	59.491	66	11.769	58.660	66	12.612	58.660	72	13.334	59.205
24	9.453	58.383	66	10.712	58.736	32	12.863	58.419	32	12.628	57.582	66	13.885	58.538
66	9.697	1:00.205	4	11.058	58.742	7	12.893	59.962	69	14.240	58.528	69	14.722	57.747
4	10.037	59.105	32	12.047	58.860	4	13.467	1:00.012	4	14.688	59.038	4	16.851	59.428
69	10.243	59.090	69	12.872	1:00.350	69	13.529	58.260	7	14.877	59.801	7	16.868	59.256
40	10.890	59.127	55	12.935	59.437	55	14.400	59.068	55	14.959	58.376	55	17.086	59.392
32	10.908	57.675	59	13.011	1:01.391	40	14.864	59.163	40	15.427	58.380	40	17.446	59.284
55	11.219	59.300	40	13.304	1:00.135	59	14.890	59.482	59	15.903	58.830	59	17.776	59.138
96	15.856	59.035	96	16.971	58.836	96	17.682	58.314	96	18.445	58.580	96	25.189	1:04.009
43	19.391	1:01.176	43	22.728	1:01.058	43	25.691	1:00.566	43	28.547	1:00.673	43	31.969	1:00.687
76	26.940	1:01.845	76	30.234	1:01.015	76	33.596	1:00.965	76	36.201	1:00.422	76	39.674	1:00.738
29	27.554	1:02.544	29	31.250	1:01.417	29	34.409	1:00.762	29	38.272	1:01.680	29	45.561	1:04.554
99	28.140	1:01.596	99	32.210	1:01.791	99	36.275	1:01.668	17	41.681	1:02.517	17	46.633	1:02.217
17	29.235	1:03.229	17	33.128	1:01.614	17	36.981	1:01.456	99	44.587	1:06.129	99	1:38.920	1:51.598

Delphi British Truck Racing Association Championship (Class B)

QUALIFYING - RACE 5 - CLASSIFICATION

POS	NO	CL	NAME	ENTRY	TIME	ON	LAPS	GAP	DIFF	MPH
1	32	B	Cees ZANDBERGEN	SCANIA T124	1:06.349	10	10			65.03
2	54	B	Steven POWELL	Ford Cargo	1:06.788	11	13	0.439	0.439	64.60
3	58	B	Andrew LOVENBERRY	Sisu SL250	1:07.174	2	11	0.825	0.386	64.23
4	25	B	Ben HORNE	Volvo White	1:07.276	3	8	0.927	0.102	64.13
5	97	B	Garry GEORGE	Foden Alpha	1:08.097	8	11	1.748	0.821	63.36
6	60	B	Andy AKINWOLERE	DAF CF	1:08.834	7	8	2.485	0.737	62.68
7	90	B	Adam ATKINS	Volvo White Road Boss 11	1:08.921	2	13	2.572	0.087	62.60
8	19	B	Trevor MARTIN	E.R.F. ES8	1:09.196	10	12	2.847	0.275	62.35
9	61	B	David BALL	Seddon Atkinson Strato	1:09.344	8	8	2.995	0.148	62.22
10	70	B	Brian BURT	Volvo White	1:10.032	10	10	3.683	0.688	61.61
11	10	B	Oscar CLARK	Volvo FL10	1:10.099	12	12	3.750	0.067	61.55
12	56	B	Ian GYPPS	Foden 400B Series	1:10.672	2	7	4.323	0.573	61.05
13	28	B	Jim BENNETT	Seddon Atkinson	1:13.081	7	11	6.732	2.409	59.04
14	15	B	Craig EVANS	Volvo FM12	1:14.081	8	10	7.732	1.000	58.24
15	81	B	Elton BOOCOCK	Seddon Atkinson Strato	1:15.961	1	1	9.612	1.880	56.80

Weather / Track : Cloudy / Wet

These results are provisional until the conclusion of any judicial and technical matters.

Brands Hatch Indy
Circuit Length = 1.1986 miles
Start: 09:29 End: 09:45

Clerk of Course :

Timekeeper :

Delphi British Truck Racing Association Championship (Class B)

QUALIFYING - RACE 5 - LAP ANALYSIS

10	Oscar CLARK		B Volvo FL10				
1 -	1:21.932	+ 11.833	9:31:10.722	7 -	1:12.846	+ 2.747	9:38:41.918
2 -	1:13.231	+ 3.132	9:32:23.953	8 -	1:12.726	+ 2.627	9:39:54.644
3 -	1:25.822	+ 15.723	9:33:49.775	9 -	1:10.667	+ 0.568	9:41:05.311
4 -	1:11.325	+ 1.226	9:35:01.100	10 -	1:12.510	+ 2.411	9:42:17.821
5 -	1:13.845	+ 3.746	9:36:14.945	11 -	1:11.863	+ 1.764	9:43:29.684
6 -	1:14.127	+ 4.028	9:37:29.072	12 -	1:10.099		9:44:39.783
15	Craig EVANS		B Volvo FM12				
1 -	1:27.041	+ 12.960	9:31:03.592	6 -	1:17.638	+ 3.557	9:37:27.739
2 -	1:14.911	+ 0.830	9:32:18.503	7 -	1:14.682	+ 0.601	9:38:42.421
3 -	1:16.179	+ 2.098	9:33:34.682	8 -	1:14.081		9:39:56.502
4 -	1:16.296	+ 2.215	9:34:50.978	9 -	1:14.789	+ 0.708	9:41:11.291
5 -	1:19.123	+ 5.042	9:36:10.101	10 -	1:14.235	+ 0.154	9:42:25.526
19	Trevor MARTIN		B E.R.F. ES8				
1 -	1:22.096	+ 12.900	9:31:04.102	7 -	1:13.226	+ 4.030	9:38:27.285
2 -	1:15.862	+ 6.666	9:32:19.964	8 -	1:12.023	+ 2.827	9:39:39.308
3 -	1:13.747	+ 4.551	9:33:33.711	9 -	1:10.855	+ 1.659	9:40:50.163
4 -	1:13.289	+ 4.093	9:34:47.000	10 -	1:09.196		9:41:59.359
5 -	1:13.121	+ 3.925	9:36:00.121	11 -	1:11.342	+ 2.146	9:43:10.701
6 -	1:13.938	+ 4.742	9:37:14.059	12 -	1:11.335	+ 2.139	9:44:22.036
25	Ben HORNE		B Volvo White				
1 -	1:14.565	+ 7.289	9:30:31.229	5 -	1:07.459	+ 0.183	9:35:02.358
2 -	1:08.331	+ 1.055	9:31:39.560	6 -	1:08.261	+ 0.985	9:36:10.619
3 -	1:07.276		9:32:46.836	7 -	1:09.607	+ 2.331	9:37:20.226
4 -	1:08.063	+ 0.787	9:33:54.899	8 -	1:08.233	+ 0.957	9:38:28.459
28	Jim BENNETT		B Seddon Atkinson				
1 -	1:22.511	+ 9.430	9:31:06.470	7 -	1:13.081		9:38:30.906
2 -	1:14.596	+ 1.515	9:32:21.066	8 -	1:15.057	+ 1.976	9:39:45.963
3 -	1:14.384	+ 1.303	9:33:35.450	9 -	1:22.101	+ 9.020	9:41:08.064
4 -	1:15.436	+ 2.355	9:34:50.886	10 -	1:13.495	+ 0.414	9:42:21.559
5 -	1:13.390	+ 0.309	9:36:04.276	11 -	1:14.600	+ 1.519	9:43:36.159
6 -	1:13.549	+ 0.468	9:37:17.825				
32	Cees ZANDBERGEN		B SCANIA T124				
1 -	1:14.848	+ 8.499	9:30:28.499	6 -	1:08.792	+ 2.443	9:39:45.661
2 -	1:07.910	+ 1.561	9:31:36.409	7 -	1:06.692	+ 0.343	9:40:52.353
3 -	1:09.506	+ 3.157	9:32:45.915	8 -	1:07.886	+ 1.537	9:42:00.239
4 -	4:35.516 P	+ 3:29.167	9:37:21.431	9 -	1:07.041	+ 0.692	9:43:07.280
5 -	1:15.438	+ 9.089	9:38:36.869	10 -	1:06.349		9:44:13.629
54	Steven POWELL		B Ford Cargo				
1 -	1:14.761	+ 7.973	9:30:26.424	8 -	1:08.757	+ 1.969	9:38:31.676
2 -	1:08.269	+ 1.481	9:31:34.693	9 -	1:07.597	+ 0.809	9:39:39.273
3 -	1:08.710	+ 1.922	9:32:43.403	10 -	1:07.065	+ 0.277	9:40:46.338
4 -	1:07.913	+ 1.125	9:33:51.316	11 -	1:06.788		9:41:53.126
5 -	1:10.141	+ 3.353	9:35:01.457	12 -	1:07.369	+ 0.581	9:43:00.495
6 -	1:09.778	+ 2.990	9:36:11.235	13 -	1:06.996	+ 0.208	9:44:07.491
7 -	1:11.684	+ 4.896	9:37:22.919				
56	Ian GYPPTS		B Foden 400B Series				
1 -	1:16.296	+ 5.624	9:30:46.067	5 -	1:13.114	+ 2.442	9:35:44.113
2 -	1:10.672		9:31:56.739	6 -	1:15.813	+ 5.141	9:36:59.926
3 -	1:19.935	+ 9.263	9:33:16.674	7 -	1:15.670	+ 4.998	9:38:15.596
4 -	1:14.325	+ 3.653	9:34:30.999				
58	Andrew LOVENBERRY		B Sisu SL250				
1 -	1:13.381	+ 6.207	9:30:37.748	7 -	1:15.977	+ 8.803	9:40:23.010
2 -	1:07.174		9:31:44.922	8 -	1:12.416	+ 5.242	9:41:35.426
3 -	1:12.760	+ 5.586	9:32:57.682	9 -	1:09.900	+ 2.726	9:42:45.326

Brands Hatch Indy
Circuit Length = 1.1986 miles
Start: 09:29 End: 09:45

Weather / Track : Cloudy / Wet


Delphi British Truck Racing Association Championship (Class B)

QUALIFYING - RACE 5 - LAP ANALYSIS

4 -	1:09.660	+ 2.486	9:34:07.342	10 -	1:16.283	+ 9.109	9:44:01.609
5 -	1:12.330	+ 5.156	9:35:19.672	11 -	1:08.601	+ 1.427	9:45:10.210
6 -	3:47.361 P	+ 2:40.187	9:39:07.033				
60	Andy AKINWOLERE		B DAF CF				
1 -	1:23.558	+ 14.724	9:31:54.603	5 -	1:10.903	+ 2.069	9:36:37.075
2 -	1:10.891	+ 2.057	9:33:05.494	6 -	1:16.380	+ 7.546	9:37:53.455
3 -	1:09.723	+ 0.889	9:34:15.217	7 -	1:08.834		9:39:02.289
4 -	1:10.955	+ 2.121	9:35:26.172	8 -	1:09.267	+ 0.433	9:40:11.556
61	David BALL		B Seddon Atkinson Strato				
1 -	1:20.519	+ 11.175	9:31:07.568	5 -	1:10.021	+ 0.677	9:36:01.300
2 -	1:23.265	+ 13.921	9:32:30.833	6 -	1:09.642	+ 0.298	9:37:10.942
3 -	1:09.678	+ 0.334	9:33:40.511	7 -	1:10.074	+ 0.730	9:38:21.016
4 -	1:10.768	+ 1.424	9:34:51.279	8 -	1:09.344		9:39:30.360
70	Brian BURT		B Volvo White				
1 -	1:20.592	+ 10.560	9:31:11.725	6 -	1:11.214	+ 1.182	9:37:20.444
2 -	1:12.720	+ 2.688	9:32:24.445	7 -	1:15.134	+ 5.102	9:38:35.578
3 -	1:19.769	+ 9.737	9:33:44.214	8 -	1:13.476	+ 3.444	9:39:49.054
4 -	1:11.901	+ 1.869	9:34:56.115	9 -	1:11.539	+ 1.507	9:41:00.593
5 -	1:13.115	+ 3.083	9:36:09.230	10 -	1:10.032		9:42:10.625
81	Elton BOOCOCK		B Seddon Atkinson Strato				
1 -	1:15.961		9:31:23.259				
90	Adam ATKINS		B Volvo White Road Boss 11				
1 -	1:13.548	+ 4.627	9:30:36.573	8 -	1:09.087	+ 0.166	9:38:52.927
2 -	1:08.921		9:31:45.494	9 -	1:09.522	+ 0.601	9:40:02.449
3 -	1:13.336	+ 4.415	9:32:58.830	10 -	1:09.318	+ 0.397	9:41:11.767
4 -	1:12.051	+ 3.130	9:34:10.881	11 -	1:09.418	+ 0.497	9:42:21.185
5 -	1:11.270	+ 2.349	9:35:22.151	12 -	1:09.137	+ 0.216	9:43:30.322
6 -	1:10.360	+ 1.439	9:36:32.511	13 -	1:09.611	+ 0.690	9:44:39.933
7 -	1:11.329	+ 2.408	9:37:43.840				
97	Garry GEORGE		B Foden Alpha				
1 -	1:13.351	+ 5.254	9:30:45.026	7 -	1:08.583	+ 0.486	9:37:41.097
2 -	1:09.589	+ 1.492	9:31:54.615	8 -	1:08.097		9:38:49.194
3 -	1:09.397	+ 1.300	9:33:04.012	9 -	1:08.468	+ 0.371	9:39:57.662
4 -	1:08.943	+ 0.846	9:34:12.955	10 -	1:09.520	+ 1.423	9:41:07.182
5 -	1:09.803	+ 1.706	9:35:22.758	11 -	1:09.067	+ 0.970	9:42:16.249
6 -	1:09.756	+ 1.659	9:36:32.514				

Delphi British Truck Racing Association Championship (Class B)

RACE 5 - GRID

ROW 8	1:15.961 81 Elton BOOCOCK	
ROW 7	1:13.081 28 Jim BENNETT	1:14.081 15 Craig EVANS
ROW 6	1:10.099 10 Oscar CLARK	1:10.672 56 Ian GYPPE
ROW 5	1:09.344 61 David BALL	1:10.032 70 Brian BURT
ROW 4	1:08.921 90 Adam ATKINS	1:09.196 19 Trevor MARTIN
ROW 3	1:08.097 97 Garry GEORGE	1:08.834 60 Andy AKINWOLERE
ROW 2	1:07.174 58 Andrew LOVENBERRY	1:07.276 25 Ben HORNE
ROW 1	1:06.349 32 Cees ZANDBERGEN	1:06.788 54 Steven POWELL
Pole		
		

Brands Hatch Indy
Circuit Length = 1.1986 miles

These results are provisional until the conclusion of any judicial and technical matters.

Clerk of Course :

Timekeeper :

Delphi British Truck Racing Association Championship (Class B)

RACE 5 - CLASSIFICATION

POS	NO	CL	NAME	ENTRY	LAPS	TIME	GAP	DIFF	MPH	BEST	ON
1	32	B	Cees ZANDBERGEN	SCANIA T124	10	10:50.974			66.28	1:03.601	2
2	97	B	Garry GEORGE	Foden Alpha	10	10:55.580	4.606	4.606	65.82	1:04.056	2
3	25	B	Ben HORNE	Volvo White	10	10:56.462	5.488	0.882	65.73	1:03.405	2
4	54	B	Steven POWELL	Ford Cargo	10	10:57.786	6.812	1.324	65.59	1:04.654	2
5	58	B	Andrew LOVENBERRY	Sisu SL250	10	11:14.981	24.007	17.195	63.92	1:04.533	2
6	61	B	David BALL	Seddon Atkinson Strato	10	11:35.139	44.165	20.158	62.07	1:07.751	7
7	90	B	Adam ATKINS	Volvo White Road Boss 11	10	11:38.997	48.023	3.858	61.73	1:07.060	9
8	50	A	Carl BROOKFIELD	ERF E14	10	11:39.207	48.233	0.210	61.71	1:05.893	8
9	19	B	Trevor MARTIN	E.R.F. ES8	10	11:56.495	1:05.521	17.288	60.22	1:08.567	9
10	20	A	Manuel RODRIGUES	Volvo NH12	9	10:52.492	1 lap	1 lap	59.51	1:08.097	8
11	98	A	Andrew HARDY	E.R.F. E14	9	10:53.179	1 lap	0.687	59.45	1:08.602	8
12	60	B	Andy AKINWOLERE	DAF CF	9	10:54.053	1 lap	0.874	59.37	1:07.702	8
13	28	B	Jim BENNETT	Seddon Atkinson	9	10:57.349	1 lap	3.296	59.07	1:08.746	7
14	15	B	Craig EVANS	Volvo FM12	9	11:25.844	1 lap	28.495	56.62	1:12.309	4
NOT CLASSIFIED											
DNF	10	B	Oscar CLARK	Volvo FL10	9	12:27.692	1 lap		51.94	1:08.249	7
DNF	70	B	Brian BURT	Volvo White	8	10:13.408	2 laps	1 lap	56.27	1:07.955	6
DNF	56	B	Ian GYPPS	Foden 400B Series	5	6:11.169	5 laps	3 laps	58.12	1:10.001	5
DNF	81	B	Elton BOOCOCK	Seddon Atkinson Strato	4	4:56.870	6 laps	1 lap	58.14	1:08.118	3
FASTEST LAP											
	25	B	Ben HORNE	Volvo White	2	1:03.405		68.05 mph		109.52 kph	
	50	A	Carl BROOKFIELD	ERF E14	8	1:05.893		65.48 mph		105.38 kph	

Weather / Track : Bright / Dry

These results are provisional until the conclusion of any judicial and technical matters.

Brands Hatch Indy
Circuit Length = 1.1986 miles
Start: 15:49 End: 16:03

Clerk of Course :

Timekeeper :

Delphi British Truck Racing Association Championship (Class B)

RACE 5 - LAP CHART


Lap 1			Lap 2			Lap 3			Lap 4			Lap 5		
No	Behind	Laptime	No	Behind	Laptime	No	Behind	Laptime	No	Behind	Laptime	No	Behind	Laptime
32		1:07.231	32		1:03.601	32		1:04.802	32		1:04.752	32		1:04.940
97	1.039	1:08.270	97	1.494	1:04.056	97	1.996	1:05.304	97	3.103	1:05.859	97	3.246	1:05.083
58	1.197	1:08.428	58	2.129	1:04.533	58	3.083	1:05.756	58	3.490	1:05.159	25	4.440	1:05.753
25	2.630	1:09.861	25	2.434	1:03.405	25	3.326	1:05.694	25	3.627	1:05.053	54	6.265	1:06.233
54	3.086	1:10.317	54	4.139	1:04.654	54	4.380	1:05.043	54	4.972	1:05.344	58	17.421	1:18.871
60	5.641	1:12.872	61	12.036	1:09.222	61	16.224	1:08.990	61	21.470	1:09.998	61	26.067	1:09.537
61	6.415	1:13.646	90	25.814	1:22.986	90	29.445	1:08.433	90	32.450	1:07.757	90	35.316	1:07.806
90	6.429	1:13.660	19	26.108	1:17.815	70	30.756	1:09.239	70	35.292	1:09.288	70	38.916	1:08.564
81	6.953	1:14.184	70	26.319	1:17.569	50	30.942	1:08.776	50	35.422	1:09.232	50	39.201	1:08.719
10	9.524	1:16.755	50	26.968	1:17.837	81	31.041	1:08.118	81	36.484	1:10.195	19	44.936	1:09.580
19	11.894	1:19.125	56	26.997	1:18.465	19	34.720	1:13.414	19	40.296	1:10.328	56	45.843	1:10.001
56	12.133	1:19.364	81	27.725	1:24.373	56	35.443	1:13.248	56	40.782	1:10.091	28	47.973	1:10.346
70	12.351	1:19.582	28	28.590	1:18.195	28	36.707	1:12.919	28	42.567	1:10.612	10	48.985	1:09.984
50	12.732	1:19.963	10	30.632	1:24.709	10	37.283	1:11.453	98	42.792	1:10.135	98	49.235	1:11.383
28	13.996	1:21.227	98	30.693	1:19.439	98	37.409	1:11.518	10	43.941	1:11.410	20	51.776	1:08.592
98	14.855	1:22.086	15	33.860	1:20.774	15	42.537	1:13.479	20	48.124	1:09.228	60	54.429	1:09.853
15	16.687	1:23.918	20	38.171	1:11.968	20	43.648	1:10.279	60	49.516	1:10.031	15	58.234	1:13.080
20	29.804	1:37.035	60	38.658	1:36.618	60	44.237	1:10.381	15	50.094	1:12.309			

Delphi British Truck Racing Association Championship (Class B)

RACE 5 - LAP CHART

Lap 6			Lap 7			Lap 8			Lap 9			Lap 10		
No	Behind	Laptime	No	Behind	Laptime	No	Behind	Laptime	No	Behind	Laptime	No	Behind	Laptime
32		1:04.901	32		1:06.390	32		1:04.469	32		1:04.291	32		1:05.597
97	3.712	1:05.367	97	2.609	1:05.287	97	2.996	1:04.856	60	1 LAP	1:07.702	20	1 LAP	1:09.963
25	3.982	1:04.443	15	1 LAP	1:16.026	25	3.655	1:05.141	97	3.802	1:05.097	98	1 LAP	1:09.615
54	6.308	1:04.944	25	2.983	1:05.391	54	5.581	1:05.251	25	3.912	1:04.548	60	1 LAP	1:08.505
58	17.854	1:05.334	54	4.799	1:04.881	15	1 LAP	1:14.463	54	6.536	1:05.246	97	4.606	1:06.401
61	30.439	1:09.273	58	20.072	1:08.608	58	20.740	1:05.137	58	22.593	1:06.144	25	5.488	1:07.173
90	38.205	1:07.790	61	31.800	1:07.751	61	36.173	1:08.842	15	1 LAP	1:16.824	28	1 LAP	1:12.084
70	41.970	1:07.955	90	40.541	1:08.726	90	43.525	1:07.453	70	1 LAP	1:50.337	54	6.812	1:05.873
50	42.371	1:08.071	50	42.505	1:06.524	50	43.929	1:05.893	61	40.967	1:09.085	58	24.007	1:07.011
19	49.457	1:09.422	70	46.454	1:10.874	19	57.841	1:08.997	90	46.294	1:07.060	15	1 LAP	1:14.971
10	53.294	1:09.210	19	53.313	1:10.246	10	59.337	1:08.653	50	46.420	1:06.782	61	44.165	1:08.795
28	54.280	1:11.208	10	55.153	1:08.249	20	1:01.443	1:08.097	19	1:02.117	1:08.567	90	48.023	1:07.326
98	54.536	1:10.202	28	56.636	1:08.746	98	1:02.478	1:08.602	10	1:03.419	1:08.373	50	48.233	1:07.410
20	55.220	1:08.345	20	57.815	1:08.985	28	1:04.179	1:12.012				19	1:05.521	1:09.001
60	57.879	1:08.351	98	58.345	1:10.199									
			60	1:01.229	1:09.740									

Delphi British Truck Racing Association Championship (Class B)
RACE 15 - GRID

ROW 8	81 Elton BOOCOCK	
ROW 7	70 Brian BURT	56 Ian GYPPS
ROW 6	15 Craig EVANS	10 Oscar CLARK
ROW 5	60 Andy AKINWOLERE	28 Jim BENNETT
ROW 4	90 Adam ATKINS	19 Trevor MARTIN
ROW 3	58 Andrew LOVENBERRY	61 David BALL
ROW 2	25 Ben HORNE	54 Steven POWELL
ROW 1	32 Cees ZANDBERGEN	97 Garry GEORGE
Pole		
		

Brands Hatch Indy
 Circuit Length = 1.1986 miles

These results are provisional until the conclusion of any judicial and technical matters.

Clerk of Course :		Timekeeper :

Delphi British Truck Racing Association Championship (Class B)

RACE 15 - CLASSIFICATION

POS	NO	CL	NAME	ENTRY	LAPS	TIME	GAP	DIFF	MPH	BEST	ON
1	32	B	Cees ZANDBERGEN	SCANIA T124	6	6:23.510			67.50	1:02.935	2
2	97	B	Garry GEORGE	Foden Alpha	6	6:31.944	8.434	8.434	66.05	1:04.266	4
3	25	B	Ben HORNE	Volvo White	6	6:32.258	8.748	0.314	66.00	1:04.292	4
4	54	B	Steven POWELL	Ford Cargo	6	6:33.931	10.421	1.673	65.72	1:04.494	2
5	61	B	David BALL	Seddon Atkinson Strato	6	6:34.340	10.830	0.409	65.65	1:04.262	3
6	81	B	Elton BOOCOCK	Seddon Atkinson Strato	6	6:41.949	18.439	7.609	64.41	1:05.455	2
7	90	B	Adam ATKINS	Volvo White Road Boss 11	6	6:49.431	25.921	7.482	63.23	1:06.382	3
8	10	B	Oscar CLARK	Volvo FL10	6	6:55.544	32.034	6.113	62.30	1:07.718	3
9	70	B	Brian BURT	Volvo White	6	6:55.589	32.079	0.045	62.29	1:06.939	3
10	56	B	Ian GYPPS	Foden 400B Series	6	7:11.608	48.098	16.019	59.98	1:09.577	4
11	15	B	Craig EVANS	Volvo FM12	6	7:17.629	54.119	6.021	59.16	1:10.775	6
12	19	B	Trevor MARTIN	E.R.F. ES8	6	7:19.188	55.678	1.559	58.95	1:08.982	6

NOT CLASSIFIED

DNF	28	B	Jim BENNETT	Seddon Atkinson	5	6:01.735	1 lap	1 lap	59.64	1:09.418	4
DNF	58	B	Andrew LOVENBERRY	Sisu SL250	1	1:08.439	5 laps	4 laps	63.04	1:08.439	1

FASTEST LAP

	32	B	Cees ZANDBERGEN	SCANIA T124	2	1:02.935			68.56 mph	110.34 kph	
--	----	---	------------------------	-------------	---	----------	--	--	-----------	------------	--

Truck No. 28 - Not Classified - Not running at Red Flag

Weather / Track : Bright / Dry

These results are provisional until the conclusion of any judicial and technical matters.

Brands Hatch Indy
Circuit Length = 1.1986 miles
Start: 15:32 End: 15:43

Clerk of Course :		Timekeeper :
-------------------	--	--------------

Delphi British Truck Racing Association Championship (Class B)

RACE 15 - LAP CHART

Lap 1			Lap 2			Lap 3			Lap 4			Lap 5		
No	Behind	Laptime	No	Behind	Laptime	No	Behind	Laptime	No	Behind	Laptime	No	Behind	Laptime
32		1:06.341	32		1:02.935	32		1:03.376	32		1:03.799	32		1:03.669
97	1.364	1:07.705	97	3.247	1:04.818	97	5.190	1:05.319	97	5.657	1:04.266	97	6.747	1:04.759
25	1.721	1:08.062	25	3.765	1:04.979	25	5.640	1:05.251	25	6.133	1:04.292	25	6.828	1:04.364
58	2.098	1:08.439	54	5.983	1:04.494	54	7.123	1:04.516	54	7.857	1:04.533	54	9.079	1:04.891
54	4.424	1:10.765	61	6.441	1:04.489	61	7.327	1:04.262	61	7.870	1:04.342	61	9.588	1:05.387
61	4.887	1:11.228	81	8.155	1:05.455	81	10.857	1:06.078	81	12.743	1:05.685	81	14.969	1:05.895
81	5.635	1:11.976	90	11.873	1:07.005	90	14.879	1:06.382	90	18.045	1:06.965	90	21.839	1:07.463
90	7.803	1:14.144	10	13.955	1:08.069	10	18.297	1:07.718	10	22.947	1:08.449	10	27.354	1:08.076
10	8.821	1:15.162	70	17.755	1:07.629	70	21.318	1:06.939	70	24.867	1:07.348	70	28.388	1:07.190
28	12.763	1:19.104	56	21.599	1:10.034	56	28.578	1:10.355	56	34.356	1:09.577	56	41.008	1:10.321
70	13.061	1:19.402	28	21.665	1:11.837	28	28.905	1:10.616	28	34.524	1:09.418	28	41.615	1:10.760
56	14.500	1:20.841	15	23.703	1:11.552	15	32.175	1:11.848	15	39.526	1:11.150	15	46.734	1:10.877
15	15.086	1:21.427	19	31.074	1:09.885	19	37.396	1:09.698	19	44.284	1:10.687	19	50.086	1:09.471
19	24.124	1:30.465												

Truck No. 28 - Not Classified - Not running at Red Flag

Weather / Track : Bright / Dry

Brands Hatch Indy
Circuit Length = 1.1986 miles
Start: 15:32 End: 15:43

Delphi British Truck Racing Association Championship (Class B)

RACE 15 - LAP CHART

Lap 6		
No	Behind	Laptime
32		1:03.390
97	8.434	1:05.077
25	8.748	1:05.310
54	10.421	1:04.732
61	10.830	1:04.632
81	18.439	1:06.860
90	25.921	1:07.472
10	32.034	1:08.070
70	32.079	1:07.081
56	48.098	1:10.480
15	54.119	1:10.775
19	55.678	1:08.982

Truck No. 28 - Not Classified - Not running at Red Flag

Weather / Track : Bright / Dry

www.tsl-timing.com

Brands Hatch Indy
Circuit Length = 1.1986 miles
Start: 15:32 End: 15:43

Dunlop Motorsport News Saloon Championship

QUALIFYING - RACE 4 - CLASSIFICATION

POS	NO	CL	NAME	ENTRY	TIME	ON	LAPS	GAP	DIFF	MPH
1	44	A	Rod BIRLEY	Ford Escort WRC	55.358	3	5			77.94
2	47	A	Nick WILLIAMSON	Ford Escort	55.990	4	4	0.632	0.632	77.06
3	81	A	Malcolm WISE	Ford Escort	56.273	5	5	0.915	0.283	76.68
4	18	A	Stratton MACKAY	Subaru Impreza WRX	56.586	4	5	1.228	0.313	76.25
5	43	B	Andy THOMPSON	Seat Leon	57.772	3	4	2.414	1.186	74.69
6	6	C	Lee ALLEN	Mini Cooper S	57.999	4	4	2.641	0.227	74.39
7	67	A	Ray BARROW	Ford Escort	58.124	4	4	2.766	0.125	74.23
8	42	A	Darren BLY	Nissan Skyline	58.512	5	5	3.154	0.388	73.74
9	97	B	Andy WOODS-DEAN	Renault Megane	58.959	4	4	3.601	0.447	73.18
10	27	B	Cris HAYES	Seat Cupra	59.203	3	4	3.845	0.244	72.88
11	46	C	Graham BAHR	BMW E30	59.435	5	5	4.077	0.232	72.60
12	22	B	Mark JENKINS	Volkswagen GTi	59.505	4	4	4.147	0.070	72.51
13	19	E	Julian HOWELL	Rover Mini	59.641	4	4	4.283	0.136	72.35
14	2	E	Alex OSBORNE	Austin Mini	59.863	4	4	4.505	0.222	72.08
15	7	C	James LINDRIDGE	Vauxhall Astra	59.878	4	4	4.520	0.015	72.06
16	90	C	Richard BRENT	Peugeot 205	1:00.299	3	3	4.941	0.421	71.56
17	87	D	Graham RICHARDSON	Vauxhall Nova	1:00.700	4	4	5.342	0.401	71.08
18	66	D	Alex RIBBENS	Ford Escort	1:00.713	4	5	5.355	0.013	71.07
19	26	D	Bill RICHARDS	Rover Mini Clubman	1:01.256	4	4	5.898	0.543	70.44
20	99	B	John CROSS	Seat Leon Cupra R	1:01.438	4	4	6.080	0.182	70.23
21	34	B	Stephen DANN	Volkswagen Golf	1:01.802	4	4	6.444	0.364	69.82
22	82	A	Peter TAYLOR	Ford Sierra Cosworth	1:02.119	4	4	6.761	0.317	69.46
23	38	D	David WHITE	Ford Sierra	1:02.642	4	4	7.284	0.523	68.88
24	71	D	Nick PROUDLOCK	Ford Escort Mk1	1:03.917	4	4	8.559	1.275	67.51
25	31	E	Eric FALCE	Ford Fiesta	1:04.041	3	4	8.683	0.124	67.37
26	60	A	Stephen NOBLE	Vauxhall Nova	1:04.397	4	4	9.039	0.356	67.00
27	29	D	Paul GODDARD	Ford Escort	1:04.608	2	4	9.250	0.211	66.78
28	52	B	Rick MAY	Ford Sierra	1:05.420	4	4	10.062	0.812	65.95
29	13	E	Nikolas BARTON	Ford Fiesta	1:05.558	4	4	10.200	0.138	65.82
30	98	E	Michael EDGELL	Rover Mini	1:06.556	4	4	11.198	0.998	64.83

Weather / Track : Cloudy / Damp

These results are provisional until the conclusion of any judicial and technical matters.

Brands Hatch Indy
Circuit Length = 1.1986 miles
Start: 09:59 End: 10:18

Clerk of Course :	Timekeeper :
-------------------	--------------

Dunlop Motorsport News Saloon Championship

QUALIFYING - RACE 4 - LAP ANALYSIS

2	Alex OSBORNE		E Austin Mini			
1 -	1:17.628	+ 17.765	10:01:11.562	3 -	1:04.997	+ 5.134
2 -	1:07.339	+ 7.476	10:02:18.901	4 -	59.863	10:03:23.898
6	Lee ALLEN		C Mini Cooper S			
1 -	59.318	+ 1.319	10:01:44.623	3 -	58.482	+ 0.483
2 -	1:00.271	+ 2.272	10:02:44.894	4 -	57.999	10:03:43.376
7	James LINDRIDGE		C Vauxhall Astra			
1 -	1:15.129	+ 15.251	10:01:15.516	3 -	1:02.309	+ 2.431
2 -	1:06.516	+ 6.638	10:02:22.032	4 -	59.878	10:03:24.341
13	Nikolas BARTON		E Ford Fiesta			
1 -	1:16.810	+ 11.252	10:01:14.058	3 -	1:06.309	+ 0.751
2 -	1:06.292	+ 0.734	10:02:20.350	4 -	1:05.558	10:03:26.659
18	Stratton MACKAY		A Subaru Impreza WRX			
1 -	1:16.074	+ 19.488	10:01:11.659	4 -	56.586	10:04:09.292
2 -	1:03.412	+ 6.826	10:02:15.071	5 -	56.779	+ 0.193
3 -	57.635	+ 1.049	10:03:12.706			10:05:06.071
19	Julian HOWELL		E Rover Mini			
1 -	1:14.912	+ 15.271	10:01:25.512	3 -	1:08.478	+ 8.837
2 -	59.882	+ 0.241	10:02:25.394	4 -	59.641	10:03:33.872
22	Mark JENKINS		B Volkswagen GTi			
1 -	1:11.751	+ 12.246	10:01:35.774	3 -	1:00.494	+ 0.989
2 -	1:00.560	+ 1.055	10:02:36.334	4 -	59.505	10:03:36.828
26	Bill RICHARDS		D Rover Mini Clubman			
1 -	1:14.809	+ 13.553	10:01:22.862	3 -	1:03.546	+ 2.290
2 -	1:02.075	+ 0.819	10:02:24.937	4 -	1:01.256	10:03:28.483
27	Cris HAYES		B Seat Cupra			
1 -	1:15.105	+ 15.902	10:01:35.461	3 -	59.203	10:03:34.475
2 -	59.811	+ 0.608	10:02:35.272	4 -	59.290	+ 0.087
29	Paul GODDARD		D Ford Escort			
1 -	1:15.405	+ 10.797	10:01:31.242	3 -	1:05.236	+ 0.628
2 -	1:04.608		10:02:35.850	4 -	1:04.661	+ 0.053
31	Eric FALCE		E Ford Fiesta			
1 -	1:20.967	+ 16.926	10:01:40.262	3 -	1:04.041	10:03:41.086
2 -	1:08.507	+ 4.466	10:02:48.769	4 -	1:04.966	+ 0.925
34	Stephen DANN		B Volkswagen Golf			
1 -	1:13.701	+ 11.899	10:00:55.908	3 -	1:04.421	+ 2.619
2 -	1:06.299	+ 4.497	10:02:02.207	4 -	1:01.802	10:03:06.628
38	David WHITE		D Ford Sierra			
1 -	1:18.052	+ 15.410	10:01:06.064	3 -	1:03.735	+ 1.093
2 -	1:03.960	+ 1.318	10:02:10.024	4 -	1:02.642	10:03:13.759
42	Darren BLY		A Nissan Skyline			
1 -	1:13.897	+ 15.385	10:00:59.619	4 -	59.136	+ 0.624
2 -	1:02.854	+ 4.342	10:02:02.473	5 -	58.512	10:04:01.663
3 -	1:00.054	+ 1.542	10:03:02.527			10:05:00.175
43	Andy THOMPSON		B Seat Leon			
1 -	1:20.525	+ 22.753	10:01:49.152	3 -	57.772	10:03:46.131
2 -	59.207	+ 1.435	10:02:48.359	4 -	58.370	+ 0.598

Brands Hatch Indy
Circuit Length = 1.1986 miles
Start: 09:59 End: 10:18

Weather / Track : Cloudy / Damp

Dunlop Motorsport News Saloon Championship

QUALIFYING - RACE 4 - LAP ANALYSIS

44	Rod BIRLEY		A Ford Escort WRC				
1 -	1:08.344	+ 12.986	10:00:47.509	4 -	55.379	+ 0.021	10:03:34.883
2 -	56.637	+ 1.279	10:01:44.146	5 -	55.711	+ 0.353	10:04:30.594
3 -	55.358		10:02:39.504				
46	Graham BAHR		C BMW E30				
1 -	1:15.414	+ 15.979	10:01:02.275	4 -	1:00.151	+ 0.716	10:04:06.225
2 -	1:02.051	+ 2.616	10:02:04.326	5 -	59.435		10:05:05.660
3 -	1:01.748	+ 2.313	10:03:06.074				
47	Nick WILLIAMSON		A Ford Escort				
1 -	1:07.980	+ 11.990	10:01:20.250	3 -	58.937	+ 2.947	10:03:19.607
2 -	1:00.420	+ 4.430	10:02:20.670	4 -	55.990		10:04:15.597
52	Rick MAY		B Ford Sierra				
1 -	1:20.483	+ 15.063	10:01:10.856	3 -	1:08.179	+ 2.759	10:03:27.638
2 -	1:08.603	+ 3.183	10:02:19.459	4 -	1:05.420		10:04:33.058
60	Stephen NOBLE		A Vauxhall Nova				
1 -	1:13.724	+ 9.327	10:01:17.587	3 -	1:06.144	+ 1.747	10:03:29.066
2 -	1:05.335	+ 0.938	10:02:22.922	4 -	1:04.397		10:04:33.463
66	Alex RIBBENS		D Ford Escort				
1 -	1:11.754	+ 11.041	10:00:52.254	4 -	1:00.713		10:03:57.098
2 -	1:02.529	+ 1.816	10:01:54.783	5 -	1:00.758	+ 0.045	10:04:57.856
3 -	1:01.602	+ 0.889	10:02:56.385				
67	Ray BARROW		A Ford Escort				
1 -	1:14.142	+ 16.018	10:01:39.886	3 -	58.635	+ 0.511	10:03:37.149
2 -	58.628	+ 0.504	10:02:38.514	4 -	58.124		10:04:35.273
71	Nick PROUDLOCK		D Ford Escort Mk1				
1 -	1:16.732	+ 12.815	10:01:26.149	3 -	1:04.646	+ 0.729	10:03:35.864
2 -	1:05.069	+ 1.152	10:02:31.218	4 -	1:03.917		10:04:39.781
81	Malcolm WISE		A Ford Escort				
1 -	1:19.477	+ 23.204	10:01:11.043	4 -	56.677	+ 0.404	10:04:10.555
2 -	1:03.754	+ 7.481	10:02:14.797	5 -	56.273		10:05:06.828
3 -	59.081	+ 2.808	10:03:13.878				
82	Peter TAYLOR		A Ford Sierra Cosworth				
1 -	1:18.531	+ 16.412	10:01:02.391	3 -	1:04.464	+ 2.345	10:03:12.775
2 -	1:05.920	+ 3.801	10:02:08.311	4 -	1:02.119		10:04:14.894
87	Graham RICHARDSON		D Vauxhall Nova				
1 -	1:18.882	+ 18.182	10:01:40.877	3 -	1:01.042	+ 0.342	10:03:46.033
2 -	1:04.114	+ 3.414	10:02:44.991	4 -	1:00.700		10:04:46.733
90	Richard BRENT		C Peugeot 205				
1 -	1:06.549	+ 6.250	10:02:10.802	3 -	1:00.299		10:04:12.346
2 -	1:01.245	+ 0.946	10:03:12.047				
97	Andy WOODS-DEAN		B Renault Megane				
1 -	1:14.212	+ 15.253	10:01:16.023	3 -	1:02.207	+ 3.248	10:03:21.888
2 -	1:03.658	+ 4.699	10:02:19.681	4 -	58.959		10:04:20.847
98	Michael EDGELL		E Rover Mini				
1 -	1:16.086	+ 9.530	10:01:14.932	3 -	1:06.619	+ 0.063	10:03:28.605
2 -	1:07.054	+ 0.498	10:02:21.986	4 -	1:06.556		10:04:35.161

Brands Hatch Indy
Circuit Length = 1.1986 miles
Start: 09:59 End: 10:18

Weather / Track : Cloudy / Damp

Dunlop Motorsport News Saloon Championship

QUALIFYING - RACE 4 - LAP ANALYSIS

99	John CROSS			B	Seat Leon Cupra R		
1 -	1:13.607	+ 12.169	10:01:19.044	3 -	1:04.297	+ 2.859	10:03:28.099
2 -	1:04.758	+ 3.320	10:02:23.802	4 -	1:01.438		10:04:29.537

Dunlop Motorsport News Saloon Championship

RACE 4 - GRID - AMENDED

ROW 16	33 Paul NEVILL	93 Brian O'CONNOR
ROW 15	1:05.558 13 Nikolas BARTON	1:06.556 98 Michael EDGELL
ROW 14	1:04.608 29 Paul GODDARD	1:05.420 52 Rick MAY
ROW 13	1:04.041 31 Eric FALCE	1:04.397 60 Stephen NOBLE
ROW 12	1:02.642 38 David WHITE	1:03.917 71 Nick PROUDLOCK
ROW 11	1:01.802 34 Stephen DANN	1:02.119 82 Peter TAYLOR
ROW 10	1:01.256 26 Bill RICHARDS	1:01.438 99 John CROSS
ROW 9	1:00.700 87 Graham RICHARDSON	1:00.713 66 Alex RIBBENS
ROW 8	59.878 7 James LINDRIDGE	1:00.299 90 Richard BRENT
ROW 7	59.641 19 Julian HOWELL	59.863 2 Alex OSBORNE
ROW 6	59.435 46 Graham BAHR	59.505 22 Mark JENKINS
ROW 5	58.959 97 Andy WOODS-DEAN	59.203 27 Cris HAYES
ROW 4	58.124 67 Ray BARROW	58.512 42 Darren BLY
ROW 3	57.772 43 Andy THOMPSON	57.999 6 Lee ALLEN
ROW 2	56.273 81 Malcolm WISE	56.586 18 Stratton MACKAY
ROW 1	55.358 44 Rod BIRLEY	55.990 47 Nick WILLIAMSON

Pole

Brands Hatch Indy
Circuit Length = 1.1986 miles

These results are provisional until the conclusion of any judicial and technical matters.

Clerk of Course :

Timekeeper :

Dunlop Motorsport News Saloon Championship

RACE 4 - CLASSIFICATION - AMENDED

POS	NO	CL	NAME	ENTRY	LAPS	TIME	GAP	DIFF	MPH	BEST	ON
1	44	A	Rod BIRLEY	Ford Escort WRC	13	15:04.221			62.03	50.162	10
2	42	A	Darren BLY	Nissan Skyline	13	15:04.387	0.166	0.166	62.02	49.942	10
3	47	A	Nick WILLIAMSON	Ford Escort	13	15:09.212	4.991	4.825	61.69	50.776	11
4	81	A	Malcolm WISE	Ford Escort	13	15:18.348	14.127	9.136	61.08	52.450	13
5	18	A	Stratton MACKAY	Subaru Impreza WRX	13	15:21.899	17.678	3.551	60.84	53.416	10
6	97	B	Andy WOODS-DEAN	Renault Megane	13	15:25.257	21.036	3.358	60.62	53.991	11
7	27	B	Cris HAYES	Seat Cupra	13	15:25.828	21.607	0.571	60.58	53.921	11
8	43	B	Andy THOMPSON	Seat Leon	13	15:29.177	24.956	3.349	60.37	54.484	13
9	67	A	Ray BARROW	Ford Escort	13	15:29.208	24.987	0.031	60.36	53.380	11
10	22	B	Mark JENKINS	Volkswagen GTi	13	15:31.774	27.553	2.566	60.20	54.740	13
11	33	A	Paul NEVILL	Ford Escort RS2000	13	15:32.066	27.845	0.292	60.18	53.617	10
12	26	D	Bill RICHARDS	Rover Mini Clubman	13	15:33.566	29.345	1.500	60.08	54.167	13
13	52	B	Rick MAY	Ford Sierra	13	15:34.323	30.102	0.757	60.03	52.495	12
14	7	C	James LINDRIDGE	Vauxhall Astra	13	15:34.973	30.752	0.650	59.99	54.657	10
15	6	C	Lee ALLEN	Mini Cooper S	13	15:36.523	32.302	1.550	59.89	55.242	11
16	2	E	Alex OSBORNE	Austin Mini	13	15:36.743	32.522	0.220	59.88	54.756	11
17	93	B	Brian O'CONNOR	Ford Sierra Sapphire Cosworth	13	15:38.805	34.584	2.062	59.75	54.123	11
18	99	B	John CROSS	Seat Leon Cupra R	13	15:43.128	38.907	4.323	59.47	54.505	13
19	66	D	Alex RIBBENS	Ford Escort	13	15:45.086	40.865	1.958	59.35	55.709	13
20	87	D	Graham RICHARDSON	Vauxhall Nova	13	15:46.951	42.730	1.865	59.23	56.454	13
21	82	A	Peter TAYLOR	Ford Sierra Cosworth	13	15:47.601	43.380	0.650	59.19	55.073	3
22	71	D	Nick PROUDLOCK	Ford Escort Mk1	13	15:50.801	46.580	3.200	58.99	56.332	11
23	19	E	Julian HOWELL	Rover Mini	13	15:55.928	51.707	5.127	58.68	55.441	3
24	46	C	Graham BAHR	BMW E30	13	15:59.742	55.521	3.814	58.44	56.877	11
25	31	E	Eric FALCE	Ford Fiesta	13	16:00.529	56.308	0.787	58.40	57.064	13
26	60	A	Stephen NOBLE	Vauxhall Nova	12	15:08.817	1 lap	1 lap	56.97	57.449	10
27	29	D	Paul GODDARD	Ford Escort	12	15:12.307	1 lap	3.490	56.75	58.722	11
28	98	E	Michael EDGELL	Rover Mini	12	15:55.801	1 lap	43.494	54.17	59.118	9
29	38	D	David WHITE	Ford Sierra	10	15:12.744	3 laps	2 laps	47.27	58.738	9

NOT CLASSIFIED

DNF	90	C	Richard BRENT	Peugeot 205	2	2:06.439	11 laps	8 laps	68.25	1:02.419	2
DNF	13	E	Nikolas BARTON	Ford Fiesta	2	2:14.218	11 laps	7.779	64.29	1:01.627	2
DNF	34	B	Stephen DANN	Volkswagen Golf	2	2:54.199	11 laps	39.981	49.54	1:06.751	1

FASTEST LAP

42	A	Darren BLY	Nissan Skyline	10	49.942	86.40 mph	139.04 kph
52	B	Rick MAY	Ford Sierra	12	52.495	82.19 mph	132.28 kph
26	D	Bill RICHARDS	Rover Mini Clubman	13	54.167	79.66 mph	128.20 kph
7	C	James LINDRIDGE	Vauxhall Astra	10	54.657	78.94 mph	127.05 kph
2	E	Alex OSBORNE	Austin Mini	11	54.756	78.80 mph	126.82 kph

Weather / Track : Sunny / Dry

These results are provisional until the conclusion of any judicial and technical matters.

Brands Hatch Indy
Circuit Length = 1.1986 miles
Start: 14:45 End: 15:01

Clerk of Course :

Timekeeper :

Dunlop Motorsport News Saloon Championship

RACE 4 - LAP CHART

Lap 1			Lap 2			Lap 3			Lap 4			Lap 5		
No	Behind	Laptime	No	Behind	Laptime	No	Behind	Laptime	No	Behind	Laptime	No	Behind	Laptime
44		55.002	44		52.294	44		51.565	44		53.483	44		1:56.302
81	3.920	58.922	42	2.529	50.835	42	1.547	50.583	98	1 LAP	1:00.833	98	1 LAP	1:56.605
42	3.988	58.990	81	5.653	54.027	81	8.089	54.001	42	1.068	53.004	42	1.972	1:57.206
6	5.708	1:00.710	18	7.865	54.048	18	10.138	53.838	81	8.640	54.034	81	2.848	1:50.510
18	6.111	1:01.113	6	9.043	55.629	47	11.685	52.701	18	12.106	55.451	18	4.357	1:48.553
43	6.812	1:01.814	97	9.665	55.028	97	13.120	55.020	47	12.615	54.413	47	6.132	1:49.819
97	6.931	1:01.933	27	10.144	55.233	27	13.464	54.885	97	14.496	54.859	97	7.406	1:49.212
27	7.205	1:02.207	47	10.549	53.468	6	13.554	56.076	27	15.001	55.020	27	8.478	1:49.779
22	7.937	1:02.939	43	11.674	57.156	43	14.898	54.789	43	16.734	55.319	43	9.650	1:49.218
46	8.620	1:03.622	22	12.294	56.651	34	1 LAP	1:47.448	6	17.769	57.698	38	2 LAPS	3:27.768
90	9.018	1:04.020	67	13.690	56.630	22	15.628	54.899	67	18.634	55.498	6	12.933	1:51.466
67	9.354	1:04.356	7	14.661	57.234	67	16.619	54.494	22	19.216	57.071	22	13.853	1:50.939
47	9.375	1:04.377	19	15.351	57.569	7	18.434	55.338	7	23.062	58.111	67	15.365	1:53.033
7	9.721	1:04.723	2	15.507	57.114	26	18.967	54.527	26	23.559	58.075	7	16.897	1:50.137
19	10.076	1:05.078	87	15.978	57.545	19	19.227	55.441	2	23.816	57.397	26	18.701	1:51.444
2	10.687	1:05.689	26	16.005	56.910	2	19.902	55.960	33	24.014	56.634	2	19.041	1:51.527
87	10.727	1:05.729	66	16.732	57.879	33	20.863	54.590	87	50.522	1:22.727	33	21.071	1:53.359
66	11.147	1:06.149	99	17.746	57.379	87	21.278	56.865	66	50.940	1:22.873	87	22.320	1:28.100
26	11.389	1:06.391	33	17.838	55.954	66	21.550	56.383	99	51.346	1:23.070	66	22.895	1:28.257
34	11.749	1:06.751	82	18.650	57.942	99	21.759	55.578	82	51.973	1:23.298	99	24.184	1:29.140
99	12.661	1:07.663	90	19.143	1:02.419	82	22.158	55.073	52	56.307	1:26.485	82	25.094	1:29.423
82	13.002	1:08.004	71	20.636	58.874	52	23.305	54.130	19	57.730	1:31.986	52	26.236	1:26.231
71	14.056	1:09.058	52	20.740	58.313	71	27.083	58.012	71	58.120	1:24.520	19	27.113	1:25.685
33	14.178	1:09.180	93	23.996	58.610	93	29.717	57.286	93	1:00.835	1:24.601	71	28.247	1:26.429
52	14.721	1:09.723	38	25.165	1:00.905	31	35.875	1:00.900	31	1:46.018	2:03.626	93	29.605	1:25.072
38	16.554	1:11.556	29	25.876	1:00.755	60	42.613	1:07.401	60	1:46.760	1:57.630	31	1:13.548	1:23.832
60	16.883	1:11.885	31	26.540	1:01.178	46	45.839	1:03.361	46	1:47.450	1:55.094	60	1:14.711	1:24.253
98	17.210	1:12.212	60	26.777	1:02.188	29	48.230	1:13.919	29	1:49.714	1:54.967	46	1:15.008	1:23.860
29	17.415	1:12.417	13	26.922	1:01.627							29	1:16.558	1:23.146
13	17.589	1:12.591	46	34.043	1:17.717									
31	17.656	1:12.658	98	45.030	1:20.114									
93	17.680	1:12.682												

Brands Hatch Indy
 Circuit Length = 1.1986 miles
 Start: 14:45 End: 15:01

Dunlop Motorsport News Saloon Championship

RACE 4 - LAP CHART

Lap 6			Lap 7			Lap 8			Lap 9			Lap 10		
No	Behind	Laptime	No	Behind	Laptime	No	Behind	Laptime	No	Behind	Laptime	No	Behind	Laptime
44		1:59.100	44		1:50.869	44		1:32.539	44		50.930	44		50.162
98	1 LAP	1:58.845	98	1 LAP	1:50.863	98	1 LAP	1:33.011	42	1.043	50.438	42	0.823	49.942
42	1.561	1:58.689	42	1.537	1:50.845	42	1.535	1:32.537	47	3.142	51.886	47	3.757	50.777
81	2.204	1:58.456	81	2.222	1:50.887	81	1.768	1:32.085	81	4.651	53.813	81	7.307	52.818
18	3.257	1:58.000	18	3.210	1:50.822	18	2.050	1:31.379	18	5.748	54.628	18	9.002	53.416
47	7.943	2:00.911	47	3.693	1:46.619	47	2.186	1:31.032	97	6.711	54.766	97	10.718	54.169
97	8.775	2:00.469	97	4.491	1:46.585	97	2.875	1:30.923	27	7.238	54.855	27	11.175	54.099
27	9.698	2:00.320	27	5.250	1:46.421	27	3.313	1:30.602	43	8.081	54.934	43	12.779	54.860
43	10.481	1:59.931	43	6.142	1:46.530	43	4.077	1:30.474	6	10.256	55.864	67	15.140	54.455
6	12.685	1:58.852	6	7.170	1:45.354	6	5.322	1:30.691	22	10.518	56.083	22	15.154	54.798
22	13.780	1:59.027	22	8.183	1:45.272	22	5.365	1:29.721	67	10.847	55.932	33	15.747	53.617
67	16.068	1:59.803	67	9.011	1:43.812	67	5.845	1:29.373	33	12.292	54.400	6	16.418	56.324
7	18.214	2:00.417	7	9.690	1:42.345	7	6.821	1:29.670	7	12.617	56.726	7	17.112	54.657
26	19.729	2:00.128	26	10.436	1:41.576	26	8.663	1:30.766	26	13.090	55.357	26	17.317	54.389
2	20.170	2:00.229	2	10.771	1:41.470	33	8.822	1:30.078	2	14.075	55.774	2	19.273	55.360
33	22.007	2:00.036	33	11.283	1:40.145	2	9.231	1:30.999	98	1 LAP	1:04.109	87	22.988	56.887
87	23.698	2:00.478	87	11.949	1:39.120	87	10.499	1:31.089	87	16.263	56.694	99	23.236	56.605
66	24.285	2:00.490	66	12.476	1:39.060	66	11.193	1:31.256	99	16.793	56.259	52	23.324	56.463
99	25.616	2:00.532	99	13.121	1:38.374	99	11.464	1:30.882	66	16.811	56.548	98	1 LAP	59.118
82	26.739	2:00.745	82	14.707	1:38.837	82	12.905	1:30.737	52	17.023	54.936	93	23.491	55.028
52	28.066	2:00.930	52	15.488	1:38.291	52	13.017	1:30.068	82	18.511	56.536	66	24.063	57.414
19	28.848	2:00.835	19	16.284	1:38.305	19	14.435	1:30.690	93	18.625	54.846	82	25.210	56.861
71	29.605	2:00.458	71	16.805	1:38.069	71	14.704	1:30.438	19	20.191	56.686	19	25.985	55.956
93	30.470	1:59.965	93	17.440	1:37.839	93	14.709	1:29.808	71	21.649	57.875	71	28.284	56.797
38	2 LAPS	2:19.369	38	2 LAPS	1:37.657	38	2 LAPS	1:33.832	46	28.586	58.232	46	35.840	57.416
31	33.495	1:19.047	31	19.743	1:37.117	60	20.448	1:32.705	31	28.594	58.874	31	35.849	57.417
60	34.024	1:18.413	60	20.282	1:37.127	31	20.650	1:33.446	60	29.066	59.548	60	36.353	57.449
46	34.513	1:18.605	46	20.825	1:37.181	46	21.284	1:32.998	38	2 LAPS	1:01.702	29	40.588	59.608
29	34.964	1:17.506	29	21.512	1:37.417	29	23.314	1:34.341	29	31.142	58.758	38	2 LAPS	1:01.093

Brands Hatch Indy
 Circuit Length = 1.1986 miles
 Start: 14:45 End: 15:01


Dunlop Motorsport News Saloon Championship

RACE 4 - LAP CHART

Lap 11			Lap 12			Lap 13		
No	Behind	Laptime	No	Behind	Laptime	No	Behind	Laptime
44		50.217	44		50.353	44		51.405
42	0.746	50.140	42	0.438	50.045	42	0.166	51.133
47	4.316	50.776	47	5.159	51.196	60	1 LAP	1:02.746
81	10.391	53.301	81	13.082	53.044	47	4.991	51.237
18	12.429	53.644	18	15.637	53.561	29	1 LAP	1:00.751
97	14.492	53.991	97	18.327	54.188	38	3 LAPS	1:00.124
27	14.879	53.921	27	18.749	54.223	81	14.127	52.450
43	17.413	54.851	43	21.877	54.817	18	17.678	53.446
67	18.303	53.380	67	22.029	54.079	97	21.036	54.114
22	19.704	54.767	22	24.218	54.867	27	21.607	54.263
33	19.821	54.291	33	24.347	54.879	43	24.956	54.484
6	21.443	55.242	26	26.583	55.044	67	24.987	54.363
7	21.616	54.721	7	27.092	55.829	22	27.553	54.740
26	21.892	54.792	6	27.211	56.121	33	27.845	54.903
2	23.812	54.756	52	28.015	52.495	26	29.345	54.167
52	25.873	52.766	2	28.507	55.048	52	30.102	53.492
93	27.397	54.123	93	31.457	54.413	7	30.752	55.065
66	30.449	56.603	99	35.807	55.577	6	32.302	56.496
99	30.583	57.564	66	36.561	56.465	2	32.522	55.420
87	31.510	58.739	87	37.681	56.524	93	34.584	54.532
82	32.190	57.197	82	38.455	56.618	99	38.907	54.505
19	32.920	57.152	71	41.092	57.046	66	40.865	55.709
98	1 LAP	1:01.080	98	1 LAP	59.884	87	42.730	56.454
71	34.399	56.332	19	47.155	1:04.588	82	43.380	56.330
46	42.500	56.877	46	49.692	57.545	71	46.580	56.893
60	43.608	57.472	31	50.649	57.309	98	1 LAP	59.127
31	43.693	58.061				19	51.707	55.957
29	49.093	58.722				46	55.521	57.234
38	2 LAPS	58.738				31	56.308	57.064

Dunlop Motorsport News Saloon Championship

RACE 14 - GRID

ROW 16	9 Graham WAIT	12 Robert DRUMMOND
ROW 15	38 David WHITE	34 Stephen DANN
ROW 14	29 Paul GODDARD	98 Michael EDGELL
ROW 13	31 Eric FALCE	60 Stephen NOBLE
ROW 12	19 Julian HOWELL	46 Graham BAHR
ROW 11	82 Peter TAYLOR	71 Nick PROUDLOCK
ROW 10	66 Alex RIBBENS	87 Graham RICHARDSON
ROW 9	93 Brian O'CONNOR	99 John CROSS
ROW 8	6 Lee ALLEN	2 Alex OSBORNE
ROW 7	52 Rick MAY	7 James LINDRIDGE
ROW 6	33 Paul NEVILL	26 Bill RICHARDS
ROW 5	67 Ray BARROW	22 Mark JENKINS
ROW 4	27 Cris HAYES	43 Andy THOMPSON
ROW 3	18 Stratton MACKAY	97 Andy WOODS-DEAN
ROW 2	47 Nick WILLIAMSON	81 Malcolm WISE
ROW 1	44 Rod BIRLEY	42 Darren BLY
Pole		
		

Brands Hatch Indy
Circuit Length = 1.1986 miles

These results are provisional until the conclusion of any judicial and technical matters.

Clerk of Course :

Timekeeper :

Dunlop Motorsport News Saloon Championship

RACE 14 - CLASSIFICATION

POS	NO	CL	NAME	ENTRY	LAPS	TIME	GAP	DIFF	MPH	BEST	ON
1	47	A	Nick WILLIAMSON	Ford Escort	13	13:27.633			69.45	54.816	10
2	42	A	Darren BLY	Nissan Skyline	13	13:30.647	3.014	3.014	69.19	55.119	12
3	81	A	Malcolm WISE	Ford Escort	13	13:31.380	3.747	0.733	69.13	55.215	12
4	9	A	Graham WAIT	Sierra Cosworth	13	13:33.737	6.104	2.357	68.93	54.749	10
5	18	A	Stratton MACKAY	Subaru Impreza WRX	13	13:36.986	9.353	3.249	68.66	55.874	8
6	52	B	Rick MAY	Ford Sierra	13	13:46.358	18.725	9.372	67.88	56.407	10
7	43	B	Andy THOMPSON	Seat Leon	13	13:46.632	18.999	0.274	67.86	56.846	3
8	22	B	Mark JENKINS	Volkswagen GTi	13	13:47.798	20.165	1.166	67.76	57.127	8
9	33	A	Paul NEVILL	Ford Escort RS2000	13	13:48.844	21.211	1.046	67.67	56.661	3
10	27	B	Cris HAYES	Seat Cupra	13	13:49.388	21.755	0.544	67.63	56.635	3
11	97	B	Andy WOODS-DEAN	Renault Megane	13	13:49.522	21.889	0.134	67.62	56.835	12
12	7	C	James LINDRIDGE	Vauxhall Astra	13	13:49.945	22.312	0.423	67.58	57.096	12
13	67	A	Ray BARROW	Ford Escort	13	13:50.153	22.520	0.208	67.57	56.467	10
14	19	E	Julian HOWELL	Rover Mini	13	13:54.611	26.978	4.458	67.21	57.527	9
15	6	C	Lee ALLEN	Mini Cooper S	13	13:56.166	28.533	1.555	67.08	57.690	13
16	2	E	Alex OSBORNE	Austin Mini	13	14:02.029	34.396	5.863	66.61	58.324	7
17	26	D	Bill RICHARDS	Rover Mini Clubman	13	14:07.130	39.497	5.101	66.21	59.218	7
18	34	B	Stephen DANN	Volkswagen Golf	13	14:07.169	39.536	0.039	66.21	58.071	11
19	46	C	Graham BAHR	BMW E30	13	14:10.085	42.452	2.916	65.98	58.875	13
20	66	D	Alex RIBBENS	Ford Escort	13	14:14.363	46.730	4.278	65.65	59.294	10
21	93	B	Brian O'CONNOR	Ford Sierra Sapphire Cosworth	13	14:15.009	47.376	0.646	65.60	59.663	8
22	82	A	Peter TAYLOR	Ford Sierra Cosworth	13	14:15.872	48.239	0.863	65.54	58.782	8
23	31	E	Eric FALCE	Ford Fiesta	13	14:16.982	49.349	1.110	65.45	58.884	13
24	98	E	Michael EDGELL	Rover Mini	13	14:27.140	59.507	10.158	64.69	1:00.078	13
25	60	A	Stephen NOBLE	Vauxhall Nova	12	13:29.643	1 lap	1 lap	63.95	59.996	11
26	71	D	Nick PROUDLOCK	Ford Escort Mk1	12	13:32.884	1 lap	3.241	63.69	1:01.878	11
27	29	D	Paul GODDARD	Ford Escort	12	13:33.301	1 lap	0.417	63.66	1:00.750	11
28	12	A	Robert DRUMMOND	Ford Cosworth Escort	12	14:14.851	1 lap	41.550	60.57	57.568	11

NOT CLASSIFIED

DNF 38	D	David WHITE	Ford Sierra	11	12:31.052	2 laps	1 lap	63.19	1:00.251	8
DNF 87	D	Graham RICHARDSON	Vauxhall Nova	2	2:11.221	11 laps	9 laps	65.76	1:00.612	2
DNF 44	A	Rod BIRLEY	Ford Escort WRC	0						
DNF 99	B	John CROSS	Seat Leon Cupra R	0						

FASTEST LAP

9	A	Graham WAIT	Sierra Cosworth	10	54.749	78.81 mph	126.84 kph
52	B	Rick MAY	Ford Sierra	10	56.407	76.49 mph	123.11 kph
7	C	James LINDRIDGE	Vauxhall Astra	12	57.096	75.57 mph	121.62 kph
19	E	Julian HOWELL	Rover Mini	9	57.527	75.00 mph	120.71 kph
26	D	Bill RICHARDS	Rover Mini Clubman	7	59.218	72.86 mph	117.26 kph

Weather / Track : Cloudy / Damp

These results are provisional until the conclusion of any judicial and technical matters.

Brands Hatch Indy
Circuit Length = 1.1986 miles
Start: 14:17 End: 14:32

Clerk of Course :

Timekeeper :

Dunlop Motorsport News Saloon Championship
RACE 14 - LAP CHART

Lap 1			Lap 2			Lap 3			Lap 4			Lap 5		
No	Behind	Laptime	No	Behind	Laptime	No	Behind	Laptime	No	Behind	Laptime	No	Behind	Laptime
47		58.324	47		55.256	47		55.247	47		58.961	47		1:30.427
42	0.329	58.653	42	0.605	55.532	42	1.169	55.811	42	1.412	59.204	42	0.866	1:29.881
81	1.000	59.324	81	1.509	55.765	81	2.407	56.145	81	1.985	58.539	81	1.660	1:30.102
18	3.235	1:01.559	18	5.170	57.191	18	6.292	56.369	18	5.006	57.675	18	2.358	1:27.779
43	4.133	1:02.457	43	6.415	57.538	43	8.014	56.846	43	6.850	57.797	43	2.678	1:26.255
22	4.680	1:03.004	33	7.133	57.446	33	8.547	56.661	33	7.898	58.312	33	3.162	1:25.691
97	4.924	1:03.248	22	7.163	57.739	27	9.883	56.635	27	8.697	57.775	27	3.792	1:25.522
33	4.943	1:03.267	97	8.117	58.449	22	9.955	58.039	22	10.147	59.153	22	4.594	1:24.874
27	5.558	1:03.882	27	8.495	58.193	67	10.676	57.057	67	10.534	58.819	67	5.100	1:24.993
67	6.125	1:04.449	67	8.866	57.997	97	11.309	58.439	9	11.165	57.769	9	6.163	1:25.425
7	6.969	1:05.293	7	10.039	58.326	9	12.357	56.381	97	11.851	59.503	97	6.593	1:25.169
52	7.732	1:06.056	52	10.419	57.943	52	13.349	58.177	52	13.868	59.480	52	7.479	1:24.038
6	7.736	1:06.060	9	11.223	56.779	7	13.398	58.606	7	15.082	1:00.645	7	8.268	1:23.613
2	7.922	1:06.246	6	12.248	59.768	2	15.389	58.387	2	15.539	59.111	2	8.651	1:23.539
26	9.139	1:07.463	2	12.249	59.583	6	16.055	59.054	6	19.735	1:02.641	6	8.942	1:19.634
93	9.282	1:07.606	26	13.370	59.487	19	16.069	57.701	19	19.889	1:02.781	19	10.020	1:20.558
9	9.700	1:08.024	19	13.615	58.542	26	17.762	59.639	26	22.878	1:04.077	26	10.749	1:18.298
19	10.329	1:08.653	93	14.887	1:00.861	93	20.179	1:00.539	93	47.258	1:26.040	93	20.875	1:04.044
87	12.285	1:10.609	87	17.641	1:00.612	46	25.410	1:02.618	46	47.688	1:21.239	46	21.733	1:04.472
46	12.616	1:10.940	46	18.039	1:00.679	34	26.014	1:01.313	34	49.931	1:22.878	34	25.282	1:05.778
34	13.771	1:12.095	12	18.198	58.794	66	27.843	1:00.805	66	50.609	1:21.727	66	26.522	1:06.340
71	14.169	1:12.493	34	19.948	1:01.433	71	29.480	1:02.421	71	51.226	1:20.707	71	30.326	1:09.527
12	14.660	1:12.984	66	22.285	1:02.851	82	29.940	1:02.216	82	52.771	1:21.792	82	31.291	1:08.947
66	14.690	1:13.014	71	22.306	1:03.393	31	31.690	1:02.636	31	53.165	1:20.436	31	31.936	1:09.198
31	16.053	1:14.377	82	22.971	1:02.028	98	34.455	1:03.378	98	54.124	1:18.630	98	34.064	1:10.367
82	16.199	1:14.523	31	24.301	1:03.504	60	35.573	1:04.155	60	56.065	1:19.453	60	35.445	1:09.807
98	18.201	1:16.525	98	26.324	1:03.379	29	37.110	1:04.209	29	56.785	1:18.636	29	36.959	1:10.601
60	18.306	1:16.630	60	26.665	1:03.615	38	38.290	1:04.461	38	59.413	1:20.084	38	38.677	1:09.691
29	19.182	1:17.506	29	28.148	1:04.222				12	1 LAP	2:36.212	12	1 LAP	1:09.791
38	20.693	1:19.017	38	29.076	1:03.639									

Dunlop Motorsport News Saloon Championship

RACE 14 - LAP CHART

Lap 6			Lap 7			Lap 8			Lap 9			Lap 10		
No	Behind	Laptime	No	Behind	Laptime	No	Behind	Laptime	No	Behind	Laptime	No	Behind	Laptime
47		1:42.366	47		54.985	47		54.856	47		56.441	47		54.816
42	0.370	1:41.870	42	1.223	55.838	42	1.613	55.246	42	0.703	55.531	42	1.467	55.580
81	1.257	1:41.963	81	1.884	55.612	81	2.620	55.592	81	1.566	55.387	81	2.401	55.651
18	2.453	1:42.461	18	4.250	56.782	18	5.268	55.874	18	4.799	55.972	9	5.372	54.749
33	3.563	1:42.767	33	5.467	56.889	9	7.105	55.617	9	5.439	54.775	18	6.530	56.547
43	3.567	1:43.255	9	6.344	55.855	33	8.461	57.850	33	9.642	57.622	33	12.427	57.601
27	4.073	1:42.647	43	6.627	58.045	22	9.247	57.127	22	10.182	57.376	43	13.282	57.564
22	4.655	1:42.427	22	6.976	57.306	43	9.635	57.864	43	10.534	57.340	22	13.502	58.136
67	5.094	1:42.360	27	7.639	58.551	27	9.948	57.165	27	10.761	57.254	27	13.731	57.786
9	5.474	1:41.677	67	7.849	57.740	67	10.136	57.143	52	12.464	57.652	52	14.055	56.407
97	6.299	1:42.072	52	9.046	57.515	52	11.253	57.063	97	13.705	57.673	97	15.928	57.039
52	6.516	1:41.403	97	9.929	58.615	97	12.473	57.400	7	13.959	57.638	7	16.353	57.210
7	7.683	1:41.781	7	10.305	57.607	7	12.762	57.313	67	15.976	1:02.281	67	17.627	56.467
2	8.654	1:42.369	2	11.993	58.324	19	15.681	57.894	19	16.767	57.527	19	19.636	57.685
6	8.900	1:42.324	19	12.643	57.899	2	16.238	59.101	6	18.187	58.076	6	21.290	57.919
26	9.649	1:41.266	6	12.858	58.943	6	16.552	58.550	2	18.413	58.616	2	22.201	58.604
19	9.729	1:42.075	26	13.882	59.218	26	18.322	59.296	26	21.654	59.773	26	26.169	59.331
93	10.547	1:32.038	93	15.583	1:00.021	93	20.390	59.663	93	24.736	1:00.787	34	30.036	59.342
46	11.082	1:31.715	46	16.789	1:00.692	46	22.189	1:00.256	34	25.510	59.400	46	31.271	59.767
34	11.854	1:28.938	34	17.030	1:00.161	34	22.551	1:00.377	46	26.320	1:00.572	93	31.388	1:01.468
66	13.418	1:29.262	66	19.411	1:00.978	66	24.457	59.902	66	27.442	59.426	66	31.920	59.294
71	14.839	1:26.879	82	21.233	59.881	82	25.159	58.782	82	28.012	59.294	82	32.581	59.385
82	16.337	1:27.412	71	23.093	1:03.239	31	28.279	1:00.000	31	31.959	1:00.121	31	36.321	59.178
31	17.116	1:27.546	31	23.135	1:01.004	71	30.679	1:02.442	12	1 LAP	58.517	12	1 LAP	58.293
98	18.753	1:27.055	98	25.424	1:01.656	12	1 LAP	58.009	71	38.491	1:04.253	98	44.351	1:00.655
60	19.898	1:26.819	60	26.667	1:01.754	98	31.601	1:01.033	98	38.512	1:03.352	60	45.957	1:01.211
29	21.279	1:26.686	29	28.153	1:01.859	60	34.535	1:02.724	60	39.562	1:01.468	71	46.194	1:02.519
38	24.057	1:27.746	12	1 LAP	59.123	29	35.613	1:02.316	29	41.526	1:02.354	29	48.099	1:01.389
12	1 LAP	1:26.932	38	30.903	1:01.831	38	36.298	1:00.251	38	42.074	1:02.217	38	48.746	1:01.488

Brands Hatch Indy
 Circuit Length = 1.1986 miles
 Start: 14:17 End: 14:32

Dunlop Motorsport News Saloon Championship

RACE 14 - LAP CHART

Lap 11			Lap 12			Lap 13		
No	Behind	Laptime	No	Behind	Laptime	No	Behind	Laptime
47		55.093	47		55.239	47		55.622
42	2.092	55.718	42	1.972	55.119	60	1 LAP	1:02.011
81	2.688	55.380	81	2.664	55.215	42	3.014	56.664
9	6.765	56.486	9	6.419	54.893	81	3.747	56.705
18	7.705	56.268	18	8.450	55.984	71	1 LAP	1:03.133
33	14.803	57.469	43	17.398	57.389	29	1 LAP	1:02.773
43	15.248	57.059	33	17.540	57.976	9	6.104	55.307
22	15.540	57.131	52	17.802	56.895	18	9.353	56.525
52	16.146	57.184	22	18.146	57.845	52	18.725	56.545
27	17.316	58.678	27	19.225	57.148	43	18.999	57.223
97	18.212	57.377	97	19.808	56.835	22	20.165	57.641
7	18.387	57.127	7	20.244	57.096	33	21.211	59.293
67	19.133	56.599	67	20.440	56.546	27	21.755	58.152
19	22.136	57.593	19	24.767	57.870	97	21.889	57.703
6	23.927	57.730	6	26.465	57.777	7	22.312	57.690
2	25.879	58.771	2	30.059	59.419	67	22.520	57.702
26	30.480	59.404	26	35.053	59.812	19	26.978	57.833
34	33.014	58.071	34	36.184	58.409	6	28.533	57.690
46	35.248	59.070	46	39.199	59.190	2	34.396	59.959
66	36.604	59.777	66	41.778	1:00.413	26	39.497	1:00.066
93	37.671	1:01.376	82	42.352	59.916	34	39.536	58.974
82	37.675	1:00.187	93	42.474	1:00.042	46	42.452	58.875
12	1 LAP	58.820	12	1 LAP	57.568	66	46.730	1:00.574
31	41.839	1:00.611	31	46.087	59.487	12	1 LAP	59.808
98	49.893	1:00.635	98	55.051	1:00.397	93	47.376	1:00.524
60	50.860	59.996				82	48.239	1:01.509
71	52.979	1:01.878				31	49.349	58.884
29	53.756	1:00.750				98	59.507	1:00.078
38	54.280	1:00.627						

MaX 5 Championship
QUALIFYING - RACE 2 - CLASSIFICATION

POS	NO	CL	NAME	ENTRY	TIME	ON	LAPS	GAP	DIFF	MPH
1	74	A	Paul SHEARD	Mazda MX5	1:02.009	8	10			69.58
2	29	A	Nick WRIGHT	Mazda MX5	1:02.652	9	10	0.643	0.643	68.87
3	53	A	Mahinder VASWANI	Mazda MX5	1:03.516	11	11	1.507	0.864	67.93
4	24	A	Jonathan HALLIWELL	Mazda MX5	1:04.636	10	10	2.627	1.120	66.75
5	78	A	Kevin DENGATE	Mazda MX5	1:04.700	8	10	2.691	0.064	66.69
6	33	A	Clive BUSSEY	Mazda MX5	1:04.888	10	10	2.879	0.188	66.49
7	25	A	Paul RODDISON	Mazda MX5	1:05.495	7	9	3.486	0.607	65.88
8	11	A	Nick DOUGILL	Mazda MX5	1:06.204	5	10	4.195	0.709	65.17

Car No 74 needs a working transponder please.

Weather / Track : Cloudy / Damp

These results are provisional until the conclusion of any judicial and technical matters.

Brands Hatch Indy
 Circuit Length = 1.1986 miles
 Start: 10:22 End: 10:35

Clerk of Course :		Timekeeper :
-------------------	--	--------------

MaX 5 Championship


QUALIFYING - RACE 2 - LAP ANALYSIS

11	Nick DOUGILL		A Mazda MX5				
1 -	1:13.857	+ 7.653	10:24:09.506	6 -	1:07.403	+ 1.199	10:29:46.837
2 -	1:09.315	+ 3.111	10:25:18.821	7 -	1:06.738	+ 0.534	10:30:53.575
3 -	1:07.381	+ 1.177	10:26:26.202	8 -	1:07.593	+ 1.389	10:32:01.168
4 -	1:07.028	+ 0.824	10:27:33.230	9 -	1:06.371	+ 0.167	10:33:07.539
5 -	1:06.204		10:28:39.434	10 -	1:06.398	+ 0.194	10:34:13.937
24	Jonathan HALLIWELL		A Mazda MX5				
1 -	1:16.658	+ 12.022	10:24:06.144	6 -	1:06.374	+ 1.738	10:29:38.686
2 -	1:08.489	+ 3.853	10:25:14.633	7 -	1:05.907	+ 1.271	10:30:44.593
3 -	1:06.958	+ 2.322	10:26:21.591	8 -	1:05.726	+ 1.090	10:31:50.319
4 -	1:05.880	+ 1.244	10:27:27.471	9 -	1:05.583	+ 0.947	10:32:55.902
5 -	1:04.841	+ 0.205	10:28:32.312	10 -	1:04.636		10:34:00.538
25	Paul RODDISON		A Mazda MX5				
1 -	1:06.575	+ 1.080	10:25:09.250	6 -	1:05.854	+ 0.359	10:30:41.033
2 -	1:06.306	+ 0.811	10:26:15.556	7 -	1:05.495		10:31:46.528
3 -	1:07.860	+ 2.365	10:27:23.416	8 -	1:07.214	+ 1.719	10:32:53.742
4 -	1:06.177	+ 0.682	10:28:29.593	9 -	1:05.657	+ 0.162	10:33:59.399
5 -	1:05.586	+ 0.091	10:29:35.179				
29	Nick WRIGHT		A Mazda MX5				
1 -	1:05.077	+ 2.425	10:25:07.140	6 -	1:03.041	+ 0.389	10:30:29.485
2 -	1:03.921	+ 1.269	10:26:11.061	7 -	1:03.144	+ 0.492	10:31:32.629
3 -	1:03.173	+ 0.521	10:27:14.234	8 -	1:04.032	+ 1.380	10:32:36.661
4 -	1:08.635	+ 5.983	10:28:22.869	9 -	1:02.652		10:33:39.313
5 -	1:03.575	+ 0.923	10:29:26.444	10 -	1:03.094	+ 0.442	10:34:42.407
33	Clive BUSSEY		A Mazda MX5				
1 -	1:14.456	+ 9.568	10:24:08.916	6 -	1:05.657	+ 0.769	10:29:43.367
2 -	1:07.624	+ 2.736	10:25:16.540	7 -	1:07.039	+ 2.151	10:30:50.406
3 -	1:08.884	+ 3.996	10:26:25.424	8 -	1:05.263	+ 0.375	10:31:55.669
4 -	1:06.360	+ 1.472	10:27:31.784	9 -	1:04.908	+ 0.020	10:33:00.577
5 -	1:05.926	+ 1.038	10:28:37.710	10 -	1:04.888		10:34:05.465
53	Mahinder VASWANI		A Mazda MX5				
1 -	1:13.386	+ 9.870	10:24:03.918	7 -	1:03.985	+ 0.469	10:30:35.231
2 -	1:06.456	+ 2.940	10:25:10.374	8 -	1:03.567	+ 0.051	10:31:38.798
3 -	1:06.002	+ 2.486	10:26:16.376	9 -	1:04.042	+ 0.526	10:32:42.840
4 -	1:06.401	+ 2.885	10:27:22.777	10 -	1:03.596	+ 0.080	10:33:46.436
5 -	1:04.561	+ 1.045	10:28:27.338	11 -	1:03.516		10:34:49.952
6 -	1:03.908	+ 0.392	10:29:31.246				
74	Paul SHEARD		A Mazda MX5				
1 -	1:03.826	+ 1.817	10:25:07.130	6 -	1:02.498	+ 0.489	10:30:20.487
2 -	1:03.108	+ 1.099	10:26:10.238	7 -	1:02.343	+ 0.334	10:31:22.830
3 -	1:02.563	+ 0.554	10:27:12.801	8 -	1:02.009		10:32:24.839
4 -	1:02.357	+ 0.348	10:28:15.158	9 -	1:02.036	+ 0.027	10:33:26.875
5 -	1:02.831	+ 0.822	10:29:17.989	10 -	1:02.071	+ 0.062	10:34:28.946
78	Kevin DENGATE		A Mazda MX5				
1 -	1:14.985	+ 10.285	10:24:07.106	6 -	1:05.437	+ 0.737	10:29:38.034
2 -	1:06.746	+ 2.046	10:25:13.852	7 -	1:04.878	+ 0.178	10:30:42.912
3 -	1:06.857	+ 2.157	10:26:20.709	8 -	1:04.700		10:31:47.612
4 -	1:06.124	+ 1.424	10:27:26.833	9 -	1:05.318	+ 0.618	10:32:52.930
5 -	1:05.764	+ 1.064	10:28:32.597	10 -	1:04.911	+ 0.211	10:33:57.841

Car No 74 needs a working transponder please.

Weather / Track : Cloudy / Damp

MaX 5 Championship
RACE 2 - GRID

ROW 4	1:05.495 25 Paul RODDISON	1:06.204 11 Nick DOUGILL
ROW 3	1:04.700 78 Kevin DENGATE	1:04.888 33 Clive BUSSEY
ROW 2	1:03.516 53 Mahinder VASWANI	1:04.636 24 Jonathan HALLIWELL
ROW 1	1:02.009 74 Paul SHEARD	1:02.652 29 Nick WRIGHT
Pole		
		

Brands Hatch Indy
 Circuit Length = 1.1986 miles

These results are provisional until the conclusion of any judicial and technical matters.

Clerk of Course :		Timekeeper :
-------------------	--	--------------

MaX 5 Championship

RACE 2 - CLASSIFICATION

POS	NO	CL	NAME	ENTRY	LAPS	TIME	GAP	DIFF	MPH	BEST	ON
1	74	A	Paul SHEARD	Mazda MX5	10	10:00.156			71.89	58.788	2
2	24	A	Jonathan HALLIWELL	Mazda MX5	10	10:11.201	11.045	11.045	70.59	59.892	3
3	29	A	Nick WRIGHT	Mazda MX5	10	10:12.037	11.881	0.836	70.50	59.975	3
4	25	A	Paul RODDISON	Mazda MX5	10	10:18.183	18.027	6.146	69.80	1:00.503	7
5	11	A	Nick DOUGILL	Mazda MX5	10	10:32.632	32.476	14.449	68.20	1:01.807	2
6	78	A	Kevin DENGATE	Mazda MX5	10	10:36.042	35.886	3.410	67.84	1:00.253	10
NOT CLASSIFIED											
DNF	53	A	Mahinder VASWANI	Mazda MX5	4	5:45.131	6 laps	6 laps	50.01	59.416	2
FASTEST LAP											
74	A	Paul SHEARD	Mazda MX5	2	58.788			73.40 mph		118.12 kph	

Car No. 32 took 1st start

Weather / Track : Bright / Drying

These results are provisional until the conclusion of any judicial and technical matters.

Brands Hatch Indy
 Circuit Length = 1.1986 miles
 Start: 14:09 End: 14:19

Clerk of Course :

Timekeeper :

MaX 5 Championship
RACE 2 - LAP CHART

Lap 1			Lap 2			Lap 3			Lap 4			Lap 5		
No	Behind	Laptime	No	Behind	Laptime	No	Behind	Laptime	No	Behind	Laptime	No	Behind	Laptime
74		1:06.905	74		58.788	74		58.879	74		58.865	74		59.243
53	0.846	1:07.751	53	1.474	59.416	53	2.023	59.428	24	5.319	1:00.291	24	6.343	1:00.267
29	1.371	1:08.276	29	2.702	1:00.119	29	3.798	59.975	29	5.859	1:00.926	29	7.319	1:00.703
24	1.608	1:08.513	24	2.880	1:00.060	24	3.893	59.892	25	9.626	1:01.261	25	11.704	1:01.321
25	2.253	1:09.158	25	4.941	1:01.476	25	7.230	1:01.168	11	15.204	1:03.000	11	18.313	1:02.352
78	4.371	1:11.276	11	7.474	1:01.807	11	11.069	1:02.474	78	28.104	1:01.215	78	30.002	1:01.141
11	4.455	1:11.360	78	22.820	1:17.237	78	25.754	1:01.813				53	1 LAP	2:38.536

Car No. 32 took 1st start

Weather / Track : Bright / Drying

www.tsl-timing.com

Brands Hatch Indy
 Circuit Length = 1.1986 miles
 Start: 14:09 End: 14:19

MaX 5 Championship
RACE 2 - LAP CHART

Lap 6			Lap 7			Lap 8			Lap 9			Lap 10		
No	Behind	Laptime	No	Behind	Laptime	No	Behind	Laptime	No	Behind	Laptime	No	Behind	Laptime
74		59.505	74		59.623	74		59.372	74		59.511	74		59.465
24	7.769	1:00.931	24	8.578	1:00.432	24	9.619	1:00.413	24	10.607	1:00.499	24	11.045	59.903
29	8.284	1:00.470	29	9.133	1:00.472	29	10.301	1:00.540	29	11.290	1:00.500	29	11.881	1:00.056
25	13.495	1:01.296	25	14.375	1:00.503	25	15.573	1:00.570	25	16.572	1:00.510	25	18.027	1:00.920
11	20.945	1:02.137	11	23.621	1:02.299	11	26.522	1:02.273	11	29.318	1:02.307	11	32.476	1:02.623
78	31.683	1:01.186	78	33.080	1:01.020	78	34.142	1:00.434	78	35.098	1:00.467	78	35.886	1:00.253


Car No. 32 took 1st start

Weather / Track : Bright / Drying

www.tsl-timing.com

Brands Hatch Indy
 Circuit Length = 1.1986 miles
 Start: 14:09 End: 14:19

MaX 5 Championship
RACE 9 - GRID

ROW 4	53 Mahinder VASWANI	33 Clive BUSSEY
ROW 3	11 Nick DOUGILL	78 Kevin DENGATE
ROW 2	29 Nick WRIGHT	25 Paul RODDISON
ROW 1	74 Paul SHEARD	24 Jonathan HALLIWELL
Pole		
		

Brands Hatch Indy
 Circuit Length = 1.1986 miles

These results are provisional until the conclusion of any judicial and technical matters.

Clerk of Course :		Timekeeper :

MaX 5 Championship

RACE 9 - CLASSIFICATION

POS	NO	CL	NAME	ENTRY	LAPS	TIME	GAP	DIFF	MPH	BEST	ON
1	74	A	Paul SHEARD	Mazda MX5	14	15:05.713			66.69	1:03.625	9
2	78	A	Kevin DENGATE	Mazda MX5	14	15:48.073	42.360	42.360	63.71	1:05.887	4
3	24	A	Jonathan HALLIWELL	Mazda MX5	14	15:50.953	45.240	2.880	63.52	1:06.192	13
4	25	A	Paul RODDISON	Mazda MX5	14	15:51.315	45.602	0.362	63.50	1:05.595	12
5	29	A	Nick WRIGHT	Mazda MX5	14	16:12.622	1:06.909	21.307	62.11	1:07.370	11
6	33	A	Clive BUSSEY	Mazda MX5	13	15:29.165	1 lap	1 lap	60.37	1:08.360	12
7	11	A	Nick DOUGILL	Mazda MX5	13	15:30.180	1 lap	1.015	60.30	1:08.385	12
FASTEST LAP											
74	A	Paul SHEARD	Mazda MX5		9	1:03.625		67.82 mph		109.14 kph	

Weather / Track : Rain / Wet

These results are provisional until the conclusion of any judicial and technical matters.

Brands Hatch Indy
 Circuit Length = 1.1986 miles
 Start: 10:58 End: 11:15

Clerk of Course :

Timekeeper :

MaX 5 Championship
RACE 9 - LAP CHART

Lap 1			Lap 2			Lap 3			Lap 4			Lap 5		
No	Behind	Laptime	No	Behind	Laptime	No	Behind	Laptime	No	Behind	Laptime	No	Behind	Laptime
74		1:10.759	74		1:04.325	74		1:04.127	74		1:05.224	74		1:04.605
24	5.592	1:16.351	24	10.029	1:08.762	24	13.873	1:07.971	78	15.163	1:05.887	78	17.165	1:06.607
25	6.500	1:17.259	25	11.134	1:08.959	78	14.500	1:06.582	24	17.331	1:08.682	24	20.397	1:07.671
78	6.863	1:17.622	78	12.045	1:09.507	25	15.856	1:08.849	25	18.276	1:07.644	25	21.045	1:07.374
29	7.811	1:18.570	29	13.259	1:09.773	29	18.197	1:09.065	29	22.224	1:09.251	29	27.595	1:09.976
11	10.005	1:20.764	33	16.920	1:11.016	11	26.777	1:12.471	11	34.762	1:13.209	33	42.102	1:11.311
33	10.229	1:20.988	11	18.433	1:12.753	33	28.406	1:15.613	33	35.396	1:12.214	11	43.077	1:12.920

MaX 5 Championship
RACE 9 - LAP CHART

Lap 6			Lap 7			Lap 8			Lap 9			Lap 10		
No	Behind	Laptime	No	Behind	Laptime	No	Behind	Laptime	No	Behind	Laptime	No	Behind	Laptime
74		1:05.027	74		1:04.384	74		1:03.940	74		1:03.625	74		1:04.296
78	19.612	1:07.474	78	23.005	1:07.777	78	26.437	1:07.372	78	29.913	1:07.101	33	1 LAP	1:10.770
24	23.062	1:07.692	24	26.061	1:07.383	24	29.529	1:07.408	24	32.316	1:06.412	11	1 LAP	1:10.760
25	24.245	1:08.227	25	27.166	1:07.305	25	30.885	1:07.659	25	33.585	1:06.325	78	31.881	1:06.264
29	32.190	1:09.622	29	36.843	1:09.037	29	41.833	1:08.930	29	46.919	1:08.711	24	34.504	1:06.484
33	48.675	1:11.600	33	54.604	1:10.313	33	1:01.011	1:10.347				25	36.407	1:07.118
11	49.748	1:11.698	11	56.117	1:10.753	11	1:02.027	1:09.850				29	50.708	1:08.085

MaX 5 Championship
RACE 9 - LAP CHART

Lap 11			Lap 12			Lap 13			Lap 14		
No	Behind	Laptime	No	Behind	Laptime	No	Behind	Laptime	No	Behind	Laptime
74		1:03.848	74		1:03.680	74		1:04.170	74		1:03.703
33	1 LAP	1:08.708	33	1 LAP	1:09.166	33	1 LAP	1:08.360	33	1 LAP	1:08.759
11	1 LAP	1:08.864	11	1 LAP	1:09.361	11	1 LAP	1:08.385	11	1 LAP	1:08.392
78	34.445	1:06.412	78	36.847	1:06.082	78	39.160	1:06.483	78	42.360	1:06.903
24	37.050	1:06.394	24	40.412	1:07.042	24	42.434	1:06.192	24	45.240	1:06.509
25	39.054	1:06.495	25	40.969	1:05.595	25	43.076	1:06.277	25	45.602	1:06.229
29	54.230	1:07.370	29	58.695	1:08.145	29	1:02.030	1:07.505	29	1:06.909	1:08.582

Ginetta Club Series

QUALIFYING - RACE 6 - CLASSIFICATION

POS	NO	CL	NAME	ENTRY	TIME	ON	LAPS	GAP	DIFF	MPH
1	66	G	Dominic PETTIT	Ginetta G20	58.965	6	12			73.17
2	14	G	Paul MORGAN	Ginetta G20	1:00.471	5	11	1.506	1.506	71.35
3	12	G	Gavin MITCHELL	Ginetta G20	1:00.722	7	13	1.757	0.251	71.06
4	2	G	Michael PEARSON	Ginetta G20	1:01.609	11	11	2.644	0.887	70.03
5	22	G	Brian MURPHY	Ginetta G20	1:01.742	10	11	2.777	0.133	69.88
6	16	G	Matt SMITH	Ginetta G20	1:01.808	12	13	2.843	0.066	69.81
7	130	G	Brent SAVAGE	Ginetta G20	1:02.459	5	10	3.494	0.651	69.08
8	27	G	Nick HAMILTON	Ginetta G20	1:02.714	12	12	3.749	0.255	68.80
9	26	G	Roger HAMILTON	Ginetta G20	1:02.888	7	11	3.923	0.174	68.61
10	21	G	Harvey BOOTH	Ginetta G20	1:02.939	12	12	3.974	0.051	68.55
11	32	G	Tudor ALEXANDER	Ginetta G20	1:03.914	4	11	4.949	0.975	67.51
12	4	G	Osman YUSUF	Ginetta G20	1:04.589	2	7	5.624	0.675	66.80
13	6	G	James HAMILL	Ginetta G20	1:04.723	3	8	5.758	0.134	66.66
14	20	G	Mark SLATER	Ginetta G20	1:04.821	9	11	5.856	0.098	66.56
15	70	G	Mick MORGAN	Ginetta G20	1:04.881	4	5	5.916	0.060	66.50
16	10	G	Peter SMITH	Ginetta G20	1:05.856	8	11	6.891	0.975	65.52
17	18	G	John MORGAN	Ginetta Junior	1:08.269	7	7	9.304	2.413	63.20
18	13	G	Edwina GRAHAM	Ginetta G20	1:09.533	7	9	10.568	1.264	62.05

Car No's 2 & 130 need working transponders please.
Car No 22 please check transponder, intermittent signal.
Weather / Track : Cloudy / Damp

Brands Hatch Indy
Circuit Length = 1.1986 miles
Start: 10:40 End: 00:00

These results are provisional until the conclusion of any judicial and technical matters.

Clerk of Course :		Timekeeper :
-------------------	--	--------------

Ginetta Club Series

QUALIFYING - RACE 6 - LAP ANALYSIS

2	Michael PEARSON		G Ginetta G20				
1 -	1:06.721	+ 5.112	10:42:36.545	7 -	6:18.969	+ 5:17.360	10:54:16.040
2 -	1:05.240	+ 3.631	10:43:41.785	8 -	1:02.546	+ 0.937	10:55:18.586
3 -	1:04.276	+ 2.667	10:44:46.061	9 -	1:02.244	+ 0.635	10:56:20.830
4 -	1:06.325	+ 4.716	10:45:52.386	10 -	1:02.292	+ 0.683	10:57:23.122
5 -	1:02.005	+ 0.396	10:46:54.391	11 -	1:01.609		10:58:24.731
6 -	1:02.680	+ 1.071	10:47:57.071				
4	Osman YUSUF		G Ginetta G20				
1 -	1:06.875	+ 2.286	10:42:42.442	5 -	1:09.985	+ 5.396	10:47:09.050
2 -	1:04.589		10:43:47.031	6 -	6:21.444 P	+ 5:16.855	10:53:30.494
3 -	1:06.701	+ 2.112	10:44:53.732	7 -	1:12.990	+ 8.401	10:54:43.484
4 -	1:05.333	+ 0.744	10:45:59.065				
6	James HAMILL		G Ginetta G20				
1 -	1:23.277	+ 18.554	10:45:00.026	5 -	1:14.705	+ 9.982	10:54:25.396
2 -	1:05.345	+ 0.622	10:46:05.371	6 -	1:06.601	+ 1.878	10:55:31.997
3 -	1:04.723		10:47:10.094	7 -	1:27.615	+ 22.892	10:56:59.612
4 -	6:00.597 P	+ 4:55.874	10:53:10.691	8 -	1:04.853	+ 0.130	10:58:04.465
10	Peter SMITH		G Ginetta G20				
1 -	1:08.918	+ 3.062	10:42:36.375	7 -	1:12.029	+ 6.173	10:54:20.935
2 -	1:08.435	+ 2.579	10:43:44.810	8 -	1:05.856		10:55:26.791
3 -	1:07.684	+ 1.828	10:44:52.494	9 -	1:06.775	+ 0.919	10:56:33.566
4 -	1:07.850	+ 1.994	10:46:00.344	10 -	1:06.351	+ 0.495	10:57:39.917
5 -	1:07.979	+ 2.123	10:47:08.323	11 -	1:06.818	+ 0.962	10:58:46.735
6 -	6:00.583 P	+ 4:54.727	10:53:08.906				
12	Gavin MITCHELL		G Ginetta G20				
1 -	1:14.677	+ 13.955	10:41:24.145	8 -	5:38.737 P	+ 4:38.015	10:53:20.277
2 -	1:05.495	+ 4.773	10:42:29.640	9 -	1:08.125	+ 7.403	10:54:28.402
3 -	1:02.785	+ 2.063	10:43:32.425	10 -	1:02.667	+ 1.945	10:55:31.069
4 -	1:05.116	+ 4.394	10:44:37.541	11 -	1:04.970	+ 4.248	10:56:36.039
5 -	1:01.800	+ 1.078	10:45:39.341	12 -	1:00.891	+ 0.169	10:57:36.930
6 -	1:01.477	+ 0.755	10:46:40.818	13 -	1:00.967	+ 0.245	10:58:37.897
7 -	1:00.722		10:47:41.540				
13	Edwina GRAHAM		G Ginetta G20				
1 -	1:24.963	+ 15.430	10:43:24.478	6 -	1:15.185	+ 5.652	10:54:27.089
2 -	1:14.646	+ 5.113	10:44:39.124	7 -	1:09.533		10:55:36.622
3 -	1:16.269	+ 6.736	10:45:55.393	8 -	1:10.324	+ 0.791	10:56:46.946
4 -	1:12.662	+ 3.129	10:47:08.055	9 -	1:09.676	+ 0.143	10:57:56.622
5 -	6:03.849 P	+ 4:54.316	10:53:11.904				
14	Paul MORGAN		G Ginetta G20				
1 -	1:11.166	+ 10.695	10:43:13.636	7 -	1:06.913	+ 6.442	10:54:20.651
2 -	1:02.802	+ 2.331	10:44:16.438	8 -	1:00.531	+ 0.060	10:55:21.182
3 -	1:03.194	+ 2.723	10:45:19.632	9 -	1:00.806	+ 0.335	10:56:21.988
4 -	1:01.073	+ 0.602	10:46:20.705	10 -	1:00.471		10:57:22.459
5 -	1:00.471		10:47:21.176	11 -	1:00.569	+ 0.098	10:58:23.028
6 -	5:52.562 P	+ 4:52.091	10:53:13.738				
16	Matt SMITH		G Ginetta G20				
1 -	1:16.010	+ 14.202	10:41:27.795	8 -	5:10.869 P	+ 4:09.061	10:53:02.624
2 -	1:06.077	+ 4.269	10:42:33.872	9 -	1:09.444	+ 7.636	10:54:12.068
3 -	1:04.345	+ 2.537	10:43:38.217	10 -	1:03.064	+ 1.256	10:55:15.132
4 -	1:02.922	+ 1.114	10:44:41.139	11 -	1:03.866	+ 2.058	10:56:18.998
5 -	1:04.307	+ 2.499	10:45:45.446	12 -	1:01.808		10:57:20.806
6 -	1:03.183	+ 1.375	10:46:48.629	13 -	1:03.125	+ 1.317	10:58:23.931
7 -	1:03.126	+ 1.318	10:47:51.755				
18	John MORGAN		G Ginetta Junior				
1 -	1:33.973	+ 25.704	10:45:57.088	5 -	1:09.543	+ 1.274	10:55:40.556

Car No's 2 & 130 need working transponders please.
 Car No 22 please check transponder, intermittent signal.
 Weather / Track : Cloudy / Damp

Brands Hatch Indy
 Circuit Length = 1.1986 miles
 Start: 10:40 End: 11:00

Ginetta Club Series

QUALIFYING - RACE 6 - LAP ANALYSIS

2 -	1:16.029	+ 7.760	10:47:13.117	6 -	1:14.251	+ 5.982	10:56:54.807
3 -	5:59.446 P	+ 4:51.177	10:53:12.563	7 -	1:08.269		10:58:03.076
4 -	1:18.450	+ 10.181	10:54:31.013				
20	Mark SLATER		G		Ginetta G20		
1 -	1:17.496	+ 12.675	10:41:34.812	7 -	6:00.224 P	+ 4:55.403	10:53:07.348
2 -	1:06.790	+ 1.969	10:42:41.602	8 -	1:10.968	+ 6.147	10:54:18.316
3 -	1:05.048	+ 0.227	10:43:46.650	9 -	1:04.821		10:55:23.137
4 -	1:07.895	+ 3.074	10:44:54.545	10 -	1:05.693	+ 0.872	10:56:28.830
5 -	1:06.323	+ 1.502	10:46:00.868	11 -	1:31.083	+ 26.262	10:57:59.913
6 -	1:06.256	+ 1.435	10:47:07.124				
21	Harvey BOOTH		G		Ginetta G20		
1 -	1:08.473	+ 5.534	10:42:32.081	7 -	5:18.597 P	+ 4:15.658	10:53:15.115
2 -	1:06.550	+ 3.611	10:43:38.631	8 -	1:12.232	+ 9.293	10:54:27.347
3 -	1:05.147	+ 2.208	10:44:43.778	9 -	1:03.632	+ 0.693	10:55:30.979
4 -	1:05.362	+ 2.423	10:45:49.140	10 -	1:05.979	+ 3.040	10:56:36.958
5 -	1:03.115	+ 0.176	10:46:52.255	11 -	1:03.409	+ 0.470	10:57:40.367
6 -	1:04.263	+ 1.324	10:47:56.518	12 -	1:02.939		10:58:43.306
22	Brian MURPHY		G		Ginetta G20		
1 -	1:07.330	+ 5.588	10:42:38.164	7 -	6:12.103	+ 5:10.361	10:54:10.093
2 -	1:04.497	+ 2.755	10:43:42.661	8 -	1:03.531	+ 1.789	10:55:13.624
3 -	1:03.850	+ 2.108	10:44:46.511	9 -	1:04.372	+ 2.630	10:56:17.996
4 -	1:06.344	+ 4.602	10:45:52.855	10 -	1:01.742		10:57:19.738
5 -	1:02.330	+ 0.588	10:46:55.185	11 -	1:02.377	+ 0.635	10:58:22.115
6 -	1:02.805	+ 1.063	10:47:57.990				
26	Roger HAMILTON		G		Ginetta G20		
1 -	1:16.722	+ 13.834	10:41:31.542	7 -	1:02.888		10:48:01.666
2 -	1:08.120	+ 5.232	10:42:39.662	8 -	4:56.366 P	+ 3:53.478	10:52:58.032
3 -	1:05.463	+ 2.575	10:43:45.125	9 -	1:12.608	+ 9.720	10:54:10.640
4 -	1:04.104	+ 1.216	10:44:49.229	10 -	1:03.649	+ 0.761	10:55:14.289
5 -	1:06.131	+ 3.243	10:45:55.360	11 -	1:53.057 P	+ 50.169	10:57:07.346
6 -	1:03.418	+ 0.530	10:46:58.778				
27	Nick HAMILTON		G		Ginetta G20		
1 -	1:15.941	+ 13.227	10:41:36.487	7 -	5:59.363 P	+ 4:56.649	10:53:05.864
2 -	1:06.404	+ 3.690	10:42:42.891	8 -	1:10.963	+ 8.249	10:54:16.827
3 -	1:05.218	+ 2.504	10:43:48.109	9 -	1:04.373	+ 1.659	10:55:21.200
4 -	1:06.059	+ 3.345	10:44:54.168	10 -	1:03.860	+ 1.146	10:56:25.060
5 -	1:05.548	+ 2.834	10:45:59.716	11 -	1:03.026	+ 0.312	10:57:28.086
6 -	1:06.785	+ 4.071	10:47:06.501	12 -	1:02.714		10:58:30.800
32	Tudor ALEXANDER		G		Ginetta G20		
1 -	1:17.480	+ 13.566	10:42:51.317	7 -	1:12.460	+ 8.546	10:54:31.610
2 -	1:06.357	+ 2.443	10:43:57.674	8 -	1:04.995	+ 1.081	10:55:36.605
3 -	1:04.467	+ 0.553	10:45:02.141	9 -	1:05.662	+ 1.748	10:56:42.267
4 -	1:03.914		10:46:06.055	10 -	1:05.228	+ 1.314	10:57:47.495
5 -	1:10.253	+ 6.339	10:47:16.308	11 -	1:04.865	+ 0.951	10:58:52.360
6 -	6:02.842 P	+ 4:58.928	10:53:19.150				
66	Dominic PETTIT		G		Ginetta G20		
1 -	1:00.989	+ 2.024	10:42:19.574	7 -	6:19.171 P	+ 5:20.206	10:53:35.648
2 -	1:00.684	+ 1.719	10:43:20.258	8 -	1:07.593	+ 8.628	10:54:43.241
3 -	59.140	+ 0.175	10:44:19.398	9 -	59.666	+ 0.701	10:55:42.907
4 -	59.100	+ 0.135	10:45:18.498	10 -	1:02.795	+ 3.830	10:56:45.702
5 -	59.014	+ 0.049	10:46:17.512	11 -	1:00.144	+ 1.179	10:57:45.846
6 -	58.965		10:47:16.477	12 -	59.691	+ 0.726	10:58:45.537
70	Mick MORGAN		G		Ginetta G20		
1 -	6:55.457	+ 5:50.576	10:53:38.235	4 -	1:04.881		10:57:04.779
2 -	1:15.361	+ 10.480	10:54:53.596	5 -	1:05.085	+ 0.204	10:58:09.864
3 -	1:06.302	+ 1.421	10:55:59.898				

Car No's 2 & 130 need working transponders please.
 Car No 22 please check transponder, intermittent signal.
 Weather / Track : Cloudy / Damp

Brands Hatch Indy
 Circuit Length = 1.1986 miles
 Start: 10:40 End: 11:00

Ginetta Club Series


QUALIFYING - RACE 6 - LAP ANALYSIS

130		Brent SAVAGE		G		Ginetta G20	
1 -	1:04.355	+ 1.896	10:42:25.767	6 -	1:02.884	+ 0.425	10:47:50.159
2 -	1:03.117	+ 0.658	10:43:28.884	7 -	6:54.414	+ 5:51.955	10:54:44.573
3 -	1:10.668	+ 8.209	10:44:39.552	8 -	1:03.700	+ 1.241	10:55:48.273
4 -	1:05.264	+ 2.805	10:45:44.816	9 -	1:04.401	+ 1.942	10:56:52.674
5 -	1:02.459		10:46:47.275	10 -	1:03.452	+ 0.993	10:57:56.126

Car No's 2 & 130 need working transponders please.
 Car No 22 please check transponder, intermittent signal.
 Weather / Track : Cloudy / Damp

Brands Hatch Indy
 Circuit Length = 1.1986 miles
 Start: 10:40 End: 11:00

Ginetta Club Series
RACE 6 - GRID

ROW 9	1:08.269 18 John MORGAN	1:09.533 13 Edwina GRAHAM
ROW 8	1:04.881 70 Mick MORGAN	1:05.856 10 Peter SMITH
ROW 7	1:04.723 6 James HAMILL	1:04.821 20 Mark SLATER
ROW 6	1:03.914 32 Tudor ALEXANDER	1:04.589 4 Osman YUSUF
ROW 5	1:02.888 26 Roger HAMILTON	1:02.939 21 Harvey BOOTH
ROW 4	1:02.459 130 Brent SAVAGE	1:02.714 27 Nick HAMILTON
ROW 3	1:01.742 22 Brian MURPHY	1:01.808 16 Matt SMITH
ROW 2	1:00.722 12 Gavin MITCHELL	1:01.609 2 Michael PEARSON
ROW 1	58.965 66 Dominic PETTIT	1:00.471 14 Paul MORGAN
Pole		
		

Brands Hatch Indy
 Circuit Length = 1.1986 miles

These results are provisional until the conclusion of any judicial and technical matters.

Clerk of Course :		Timekeeper :
-------------------	--	--------------

Ginetta Club Series

RACE 6 - CLASSIFICATION

POS	NO	CL	NAME	ENTRY	LAPS	TIME	GAP	DIFF	MPH	BEST	ON
1	66	G	Dominic PETTIT	Ginetta G20	21	20:04.641			75.22	56.403	5
2	12	G	Gavin MITCHELL	Ginetta G20	21	20:09.211	4.570	4.570	74.93	56.562	18
3	14	G	Paul MORGAN	Ginetta G20	21	20:10.145	5.504	0.934	74.88	56.610	12
4	27	G	Nick HAMILTON	Ginetta G20	21	20:18.517	13.876	8.372	74.36	56.860	14
5	21	G	Harvey BOOTH	Ginetta G20	21	20:27.300	22.659	8.783	73.83	57.534	19
6	26	G	Roger HAMILTON	Ginetta G20	21	20:35.977	31.336	8.677	73.31	57.113	6
7	22	G	Brian MURPHY	Ginetta G20	21	20:39.719	35.078	3.742	73.09	57.667	6
8	2	G	Michael PEARSON	Ginetta G20	21	20:52.100	47.459	12.381	72.37	58.711	12
9	16	G	Matt SMITH	Ginetta G20	21	21:00.515	55.874	8.415	71.88	58.440	9
10	32	G	Tudor ALEXANDER	Ginetta G20	20	20:06.579	1 lap	1 lap	71.52	58.802	12
11	20	G	Mark SLATER	Ginetta G20	20	20:08.033	1 lap	1.454	71.43	58.476	16
12	130	G	Brent SAVAGE	Ginetta G20	20	20:10.132	1 lap	2.099	71.31	59.096	12
13	6	G	James HAMILL	Ginetta G20	20	20:18.141	1 lap	8.009	70.84	59.358	14
14	4	G	Osman YUSUF	Ginetta G20	20	20:56.189	1 lap	38.048	68.70	1:00.671	7
15	10	G	Peter SMITH	Ginetta G20	19	20:18.379	2 laps	1 lap	67.29	1:01.898	3
16	13	G	Edwina GRAHAM	Ginetta G20	19	20:34.712	2 laps	16.333	66.40	1:02.447	19
17	18	G	John MORGAN	Ginetta Junior	19	20:52.487	2 laps	17.775	65.45	1:02.288	14
NOT CLASSIFIED											
DNF	70	G	Mick MORGAN	Ginetta G20	10	11:16.466	11 laps	9 laps	63.78	1:03.326	4
FASTEST LAP											
66	G	Dominic PETTIT	Ginetta G20	5	56.403	76.50 mph	123.12 kph				

Weather / Track : Sunny / Dry

These results are provisional until the conclusion of any judicial and technical matters.

Brands Hatch Indy
 Circuit Length = 1.1986 miles
 Start: 15:12 End: 15:33

Clerk of Course :	Timekeeper :
-------------------	--------------

Ginetta Club Series
RACE 6 - LAP CHART

Lap 1			Lap 2			Lap 3			Lap 4			Lap 5		
No	Behind	Laptime	No	Behind	Laptime	No	Behind	Laptime	No	Behind	Laptime	No	Behind	Laptime
66		1:03.493	66		57.058	66		56.618	66		56.689	66		56.403
14	0.240	1:03.733	14	0.357	57.175	14	1.091	57.352	14	1.267	56.865	14	1.537	56.673
12	0.685	1:04.178	12	0.965	57.338	12	1.388	57.041	12	1.644	56.945	12	2.169	56.928
16	2.555	1:06.048	16	5.097	59.600	21	6.483	57.838	27	7.552	57.724	27	8.366	57.217
21	3.203	1:06.696	21	5.263	59.118	27	6.517	57.665	21	8.098	58.304	21	9.705	58.010
22	3.405	1:06.898	27	5.470	58.351	22	7.514	58.509	22	9.330	58.505	22	11.091	58.164
27	4.177	1:07.670	22	5.623	59.276	16	8.561	1:00.082	26	11.237	59.059	26	12.185	57.351
2	4.301	1:07.794	2	6.249	59.006	2	8.685	59.054	2	11.511	59.515	2	13.843	58.735
26	4.987	1:08.480	26	6.331	58.402	26	8.867	59.154	16	12.718	1:00.846	16	15.629	59.314
6	6.460	1:09.953	20	9.460	59.832	20	12.906	1:00.064	20	16.739	1:00.522	20	20.857	1:00.521
20	6.686	1:10.179	6	10.781	1:01.379	6	14.824	1:00.661	32	18.585	59.909	32	21.426	59.244
4	7.659	1:11.152	32	11.520	1:00.669	130	15.251	59.901	130	19.435	1:00.873	130	22.500	59.468
32	7.909	1:11.402	4	11.786	1:01.185	32	15.365	1:00.463	6	20.227	1:02.092	6	24.200	1:00.376
10	8.481	1:11.974	130	11.968	59.925	4	17.006	1:01.838	4	21.452	1:01.135	4	26.588	1:01.539
130	9.101	1:12.594	10	13.942	1:02.519	10	19.222	1:01.898	10	24.512	1:01.979	10	30.061	1:01.952
70	10.267	1:13.760	18	16.560	1:02.996	18	23.405	1:03.463	18	32.473	1:05.757	18	41.188	1:05.118
18	10.622	1:14.115	13	20.113	1:05.216	13	28.596	1:05.101	13	37.609	1:05.702	13	46.446	1:05.240
13	11.955	1:15.448	70	29.898	1:16.689	70	37.462	1:04.182	70	44.099	1:03.326	70	51.974	1:04.278

Ginetta Club Series
RACE 6 - LAP CHART

Lap 6			Lap 7			Lap 8			Lap 9			Lap 10		
No	Behind	Laptime	No	Behind	Laptime	No	Behind	Laptime	No	Behind	Laptime	No	Behind	Laptime
66		56.428	66		56.968	66		56.472	66		56.719	66		56.649
14	1.780	56.671	14	2.033	57.221	14	2.711	57.150	14	3.034	57.042	14	3.611	57.226
12	2.366	56.625	12	2.411	57.013	12	3.141	57.202	12	3.286	56.864	12	3.775	57.138
27	8.953	57.015	70	1 LAP	1:06.793	18	1 LAP	1:06.760	27	11.609	57.902	27	12.311	57.351
21	11.177	57.900	27	9.229	57.244	13	1 LAP	1:05.075	18	1 LAP	1:06.123	21	16.208	57.971
22	12.330	57.667	21	12.157	57.948	27	10.426	57.669	21	14.886	58.194	26	16.739	57.669
26	12.870	57.113	26	13.308	57.406	21	13.411	57.726	26	15.719	58.015	22	20.003	59.279
2	16.138	58.723	22	13.959	58.597	70	1 LAP	1:04.730	13	1 LAP	1:04.674	18	1 LAP	1:06.471
16	18.071	58.870	2	18.399	59.229	26	14.423	57.587	22	17.373	58.543	13	1 LAP	1:05.653
32	23.848	58.850	16	19.647	58.544	22	15.549	58.062	70	1 LAP	1:05.312	2	25.195	59.006
20	25.178	1:00.749	32	26.688	59.808	2	20.673	58.746	2	22.838	58.884	16	25.759	58.979
130	25.707	59.635	20	27.510	59.300	16	21.708	58.533	16	23.429	58.440	70	1 LAP	1:04.980
6	28.305	1:00.533	130	28.222	59.483	32	29.265	59.049	20	33.057	59.562	20	35.866	59.458
4	30.955	1:00.795	6	31.656	1:00.319	20	30.214	59.176	32	33.328	1:00.782	32	35.878	59.199
10	35.789	1:02.156	4	34.658	1:00.671	130	31.093	59.343	130	33.781	59.407	130	36.728	59.596
18	51.296	1:06.536	10	41.863	1:03.042	6	35.525	1:00.341	6	38.861	1:00.055	6	42.160	59.948
13	56.560	1:06.542				4	39.403	1:01.217	4	45.598	1:02.914	4	50.777	1:01.828
						10	48.825	1:03.434	10	55.438	1:03.332			

Ginetta Club Series
RACE 6 - LAP CHART

Lap 11			Lap 12			Lap 13			Lap 14			Lap 15		
No	Behind	Laptime	No	Behind	Laptime	No	Behind	Laptime	No	Behind	Laptime	No	Behind	Laptime
66		57.248	66		56.649	66		57.285	66		56.966	66		57.378
12	7.004	1:00.477	12	7.285	56.930	4	1 LAP	1:04.125	12	6.849	57.043	12	6.324	56.853
14	8.237	1:01.874	14	8.198	56.610	12	6.772	56.772	14	8.570	57.537	14	8.111	56.919
10	1 LAP	1:09.038	27	13.252	57.168	14	7.999	57.086	4	1 LAP	1:04.425	27	12.791	57.213
27	12.733	57.670	21	17.858	57.578	27	13.062	57.095	27	12.956	56.860	4	1 LAP	1:03.360
21	16.929	57.969	10	1 LAP	1:04.357	21	18.521	57.948	21	19.384	57.829	21	19.806	57.800
26	16.937	57.446	26	18.453	58.165	26	18.577	57.409	26	19.652	58.041	26	19.912	57.638
22	21.375	58.620	22	22.858	58.132	22	24.369	58.796	22	26.065	58.662	22	27.404	58.717
2	26.871	58.924	2	28.933	58.711	10	1 LAP	1:03.913	10	1 LAP	1:03.536	2	36.469	59.714
16	26.989	58.478	16	29.485	59.145	2	31.633	59.985	2	34.133	59.466	10	1 LAP	1:03.974
18	1 LAP	1:04.697	13	1 LAP	1:04.029	16	42.263	1:10.063	16	44.698	59.401	16	47.134	59.814
13	1 LAP	1:03.945	18	1 LAP	1:05.586	32	45.598	1:01.254	32	47.490	58.858	32	49.549	59.437
32	39.476	1:00.846	32	41.629	58.802	13	1 LAP	1:04.688	130	49.505	59.516	130	51.522	59.395
130	40.334	1:00.854	130	42.781	59.096	130	46.955	1:01.459	20	50.426	59.194	20	51.826	58.778
20	40.697	1:02.079	20	43.093	59.045	20	48.198	1:02.390	13	1 LAP	1:04.061	6	56.389	59.933
6	45.539	1:00.627	6	48.594	59.704	18	1 LAP	1:06.933	6	53.834	59.358			
70	1 LAP	1:12.416				6	51.442	1:00.133	18	1 LAP	1:03.344			
4	55.175	1:01.646												

Brands Hatch Indy
Circuit Length = 1.1986 miles
Start: 15:12 End: 15:33


Ginetta Club Series
RACE 6 - LAP CHART

Lap 16			Lap 17			Lap 18			Lap 19			Lap 20		
No	Behind	Laptime	No	Behind	Laptime	No	Behind	Laptime	No	Behind	Laptime	No	Behind	Laptime
66		57.720	66		57.652	66		56.860	66		58.445	66		57.630
13	2 LAPS	1:03.617	6	1 LAP	1:01.234	6	1 LAP	1:00.038	10	2 LAPS	1:05.134	32	1 LAP	59.908
18	2 LAPS	1:02.288	12	7.397	59.664	12	7.099	56.562	130	1 LAP	1:00.760	20	1 LAP	59.220
12	5.385	56.781	14	7.746	57.981	14	7.641	56.755	12	5.583	56.929	130	1 LAP	59.401
14	7.417	57.026	13	2 LAPS	1:03.861	27	13.965	57.602	14	6.058	56.862	12	4.961	57.008
27	12.711	57.640	27	13.223	58.164	13	2 LAPS	1:03.161	6	1 LAP	1:01.112	14	5.546	57.118
21	20.543	58.457	18	2 LAPS	1:13.615	21	21.733	58.053	27	12.942	57.422	10	2 LAPS	1:05.137
26	20.627	58.435	21	20.540	57.649	26	22.161	58.247	13	2 LAPS	1:02.995	6	1 LAP	1:00.393
4	1 LAP	1:04.168	26	20.774	57.799	18	2 LAPS	1:05.224	21	20.822	57.534	27	13.099	57.787
22	28.385	58.701	22	29.858	59.125	22	31.911	58.913	26	20.928	57.212	21	21.333	58.141
2	37.778	59.029	4	1 LAP	1:03.212	4	1 LAP	1:02.901	22	32.646	59.180	13	2 LAPS	1:03.257
10	1 LAP	1:03.125	2	39.437	59.311	2	43.190	1:00.613	18	2 LAPS	1:05.575	26	30.624	1:07.326
16	48.303	58.889	16	50.276	59.625	16	52.332	58.916	4	1 LAP	1:02.413	22	34.131	59.115
32	51.701	59.872	10	1 LAP	1:04.884	32	56.378	59.584	2	44.309	59.564	18	2 LAPS	1:04.417
20	52.582	58.476	32	53.654	59.605	20	58.291	1:00.812	16	53.020	59.133	4	1 LAP	1:02.357
130	53.246	59.444	20	54.339	59.409							2	45.923	59.244
			130	55.340	59.746							16	54.219	58.829

Ginetta Club Series
RACE 6 - LAP CHART

Lap 21		
No	Behind	Laptime
66		57.311
32	1 LAP	59.038
20	1 LAP	59.267
12	4.570	56.920
130	1 LAP	1:00.236
14	5.504	57.269
6	1 LAP	59.952
10	2 LAPS	1:02.995
27	13.876	58.088
21	22.659	58.637
13	2 LAPS	1:02.447
26	31.336	58.023
22	35.078	58.258
2	47.459	58.847
18	2 LAPS	1:03.469
4	1 LAP	1:03.308
16	55.874	58.966

Ginetta Club Series
RACE 12 - GRID

ROW 9	1:09.543 18 John MORGAN	1:09.676 13 Edwina GRAHAM
ROW 8	1:05.333 4 Osman YUSUF	1:06.351 10 Peter SMITH
ROW 7	1:05.048 20 Mark SLATER	1:05.085 70 Mick MORGAN
ROW 6	1:04.467 32 Tudor ALEXANDER	1:04.853 6 James HAMILL
ROW 5	1:03.115 21 Harvey BOOTH	1:03.418 26 Roger HAMILTON
ROW 4	1:02.922 16 Matt SMITH	1:03.026 27 Nick HAMILTON
ROW 3	1:02.330 22 Brian MURPHY	1:02.884 130 Brent SAVAGE
ROW 2	1:00.891 12 Gavin MITCHELL	1:02.005 2 Michael PEARSON
ROW 1	59.014 66 Dominic PETTIT	1:00.471 14 Paul MORGAN
Pole		
		

Brands Hatch Indy
 Circuit Length = 1.1986 miles

These results are provisional until the conclusion of any judicial and technical matters.

Clerk of Course :	Timekeeper :
-------------------	--------------

Ginetta Club Series

RACE 12 - CLASSIFICATION

POS	NO	CL	NAME	ENTRY	LAPS	TIME	GAP	DIFF	MPH	BEST	ON
1	12	G	Gavin MITCHELL	Ginetta G20	6	10:04.979			42.79	1:00.731	2
2	14	G	Paul MORGAN	Ginetta G20	6	10:05.627	0.648	0.648	42.74	1:01.181	2
3	22	G	Brian MURPHY	Ginetta G20	6	10:07.495	2.516	1.868	42.61	1:05.005	2
4	21	G	Harvey BOOTH	Ginetta G20	6	10:07.987	3.008	0.492	42.58	1:04.408	2
5	27	G	Nick HAMILTON	Ginetta G20	6	10:08.329	3.350	0.342	42.55	1:04.638	2
6	26	G	Roger HAMILTON	Ginetta G20	6	10:11.169	6.190	2.840	42.36	1:07.036	2
7	10	G	Peter SMITH	Ginetta G20	6	10:12.016	7.037	0.847	42.30	1:07.537	2
8	20	G	Mark SLATER	Ginetta G20	6	10:15.198	10.219	3.182	42.08	1:08.327	2
9	130	G	Brent SAVAGE	Ginetta G20	6	10:15.575	10.596	0.377	42.05	1:08.503	2
10	2	G	Michael PEARSON	Ginetta G20	6	10:15.746	10.767	0.171	42.04	1:07.919	2
11	6	G	James HAMILL	Ginetta G20	6	10:17.803	12.824	2.057	41.90	1:10.645	2
12	4	G	Osman YUSUF	Ginetta G20	6	10:17.933	12.954	0.130	41.89	1:09.870	2
13	18	G	John MORGAN	Ginetta Junior	6	10:19.998	15.019	2.065	41.75	1:10.216	2
14	13	G	Edwina GRAHAM	Ginetta G20	6	10:20.368	15.389	0.370	41.73	1:11.690	2
15	70	G	Mick MORGAN	Ginetta G20	6	10:23.308	18.329	2.940	41.53	1:11.958	2
NOT CLASSIFIED											
DNF	32	G	Tudor ALEXANDER	Ginetta G20	0						
NC	66	G	Dominic PETTIT	Ginetta G20	6	10:09.655	4.676	0.000	42.46	1:02.925	2
NC	16	G	Matt SMITH	Ginetta G20	6	10:10.781	5.802	1.126	42.38	1:06.591	2
FASTEST LAP											
12	G	Gavin MITCHELL	Ginetta G20	2	1:00.731	71.05 mph	114.34 kph				

Car No's 16 & 66 - Not Classified - Not running at Red Flag

Weather / Track : Cloudy / Wet

These results are provisional until the conclusion of any judicial and technical matters.

Brands Hatch Indy
Circuit Length = 1.1986 miles
Start: 13:13 End: 13:26

Clerk of Course :		Timekeeper :
-------------------	--	--------------

Ginetta Club Series
RACE 12 - LAP CHART

Lap 1			Lap 2			Lap 3			Lap 4			Lap 5		
No	Behind	Laptime	No	Behind	Laptime	No	Behind	Laptime	No	Behind	Laptime	No	Behind	Laptime
12		1:08.308	12		1:00.731	12		1:53.338	12		2:19.144	12		2:10.570
14	0.235	1:08.543	14	0.685	1:01.181	14	1.257	1:53.910	14	1.579	2:19.466	14	0.537	2:09.528
22	3.838	1:12.146	22	8.112	1:05.005	22	3.728	1:48.954	22	3.051	2:18.467	22	1.359	2:08.878
21	4.906	1:13.214	21	8.583	1:04.408	21	5.307	1:50.062	21	4.338	2:18.175	21	2.207	2:08.439
27	5.334	1:13.642	27	9.241	1:04.638	27	6.292	1:50.389	27	5.172	2:18.024	27	2.923	2:08.321
66	7.574	1:15.882	66	9.768	1:02.925	66	7.201	1:50.771	66	6.776	2:18.719	66	3.932	2:07.726
16	9.447	1:17.755	16	15.307	1:06.591	16	8.894	1:46.925	16	8.422	2:18.672	16	5.107	2:07.255
26	9.482	1:17.790	26	15.787	1:07.036	26	9.643	1:47.194	26	9.282	2:18.783	26	5.669	2:06.957
10	10.477	1:18.785	10	17.283	1:07.537	10	10.751	1:46.806	10	11.015	2:19.408	10	7.541	2:07.096
130	10.942	1:19.250	130	18.714	1:08.503	130	13.263	1:47.887	130	13.363	2:19.244	130	8.810	2:06.017
20	12.915	1:21.223	20	20.511	1:08.327	20	13.975	1:46.802	20	15.164	2:20.333	20	9.711	2:05.117
6	13.943	1:22.251	2	22.362	1:07.919	2	14.953	1:45.929	2	16.334	2:20.525	2	10.339	2:04.575
2	15.174	1:23.482	6	23.857	1:10.645	6	16.587	1:46.068	6	17.948	2:20.505	6	11.431	2:04.053
4	15.517	1:23.825	4	24.656	1:09.870	4	17.362	1:46.044	4	19.003	2:20.785	4	12.740	2:04.307
18	17.374	1:25.682	18	26.859	1:10.216	18	18.344	1:44.823	18	19.877	2:20.677	18	13.727	2:04.420
13	18.820	1:27.128	13	29.779	1:11.690	13	19.593	1:43.152	13	21.442	2:20.993	13	15.273	2:04.401
70	19.384	1:27.692	70	30.611	1:11.958	70	20.585	1:43.312	70	22.714	2:21.273	70	16.854	2:04.710

Car No's 16 & 66 - Not Classified - Not running at Red Flag

Weather / Track : Cloudy / Wet

Brands Hatch Indy
 Circuit Length = 1.1986 miles
 Start: 13:13 End: 13:26

Ginetta Club Series
RACE 12 - LAP CHART

Lap 6		
No	Behind	Laptime
12		1:32.888
14	0.648	1:32.999
22	2.516	1:34.045
21	3.008	1:33.689
27	3.350	1:33.315
66	4.676	1:33.632
16	5.802	1:33.583
26	6.190	1:33.409
10	7.037	1:32.384
20	10.219	1:33.396
130	10.596	1:34.674
2	10.767	1:33.316
6	12.824	1:34.281
4	12.954	1:33.102
18	15.019	1:34.180
13	15.389	1:33.004
70	18.329	1:34.363

Car No's 16 & 66 - Not Classified - Not running at Red Flag

Weather / Track : Cloudy / Wet

www.tsl-timing.com

Brands Hatch Indy
Circuit Length = 1.1986 miles
Start: 13:13 End: 13:26

Delphi British Truck Racing Association Championship (Class A)

QUALIFYING - RACE 11 - CLASSIFICATION

POS	NO	CL	NAME	ENTRY	TIME	ON	LAPS	GAP	DIFF	MPH
1	5	A	Chris LEVETT	MAN TGS TGS 480	1:00.613	10	14			71.19
2	69	A	David JENKINS	MAN TGA	1:00.699	12	15	0.086	0.086	71.08
3	7	A	Stuart OLIVER	MAN TGS 18-480	1:00.715	13	14	0.102	0.016	71.07
4	95	A	Richard COLLETT	MAN TGA	1:01.837	9	12	1.224	1.122	69.78
5	84	A	Matt SUMMERFIELD	MAN ERF ECT 410	1:02.272	9	12	1.659	0.435	69.29
6	37	A	Terry GIBBON	MAN TGA	1:02.473	6	6	1.860	0.201	69.07
7	50	A	Carl BROOKFIELD	ERF E14	1:05.289	11	12	4.676	2.816	66.09
8	98	A	Andrew HARDY	E.R.F. E14	1:06.824	8	10	6.211	1.535	64.57
9	60	A	Roger BROOKFIELD	DAF CF	1:07.024	4	5	6.411	0.200	64.38
10	20	A	Manuel RODRIGUES	Volvo NH12	1:07.196	2	10	6.583	0.172	64.21

Truck 98 - Qualifying times up to Pit Stop disallowed due to excessive smoke.

Weather / Track : Cloudy / Damp

These results are provisional until the conclusion of any judicial and technical matters.

Brands Hatch Indy
Circuit Length = 1.1986 miles
Start: 11:08 End: 11:24

Clerk of Course :		Timekeeper :
-------------------	--	--------------

Delphi British Truck Racing Association Championship (Class A)

QUALIFYING - RACE 11 - LAP ANALYSIS

5	Chris LEVETT						A MAN TGS TGS 480								
1 -	1:10.697	+ 10.084	11:09:42.465	8 -	1:26.493	+ 25.880	11:17:15.700	2 -	1:01.313	+ 0.700	11:10:43.778	9 -	1:20.811	+ 20.198	11:18:36.511
3 -	1:00.961	+ 0.348	11:11:44.739	10 -	1:00.613		11:19:37.124	4 -	1:01.090	+ 0.477	11:12:45.829	11 -	1:01.181	+ 0.568	11:20:38.305
5 -	1:00.893	+ 0.280	11:13:46.722	12 -	1:00.849	+ 0.236	11:21:39.154	6 -	1:01.311	+ 0.698	11:14:48.033	13 -	1:00.922	+ 0.309	11:22:40.076
7 -	1:01.174	+ 0.561	11:15:49.207	14 -	1:11.129	+ 10.516	11:23:51.205								
7	Stuart OLIVER						A MAN TGS 18-480								
1 -	1:11.914	+ 11.199	11:09:45.989	8 -	1:01.188	+ 0.473	11:18:03.315	2 -	1:01.726	+ 1.011	11:10:47.715	9 -	1:01.574	+ 0.859	11:19:04.889
3 -	1:01.510	+ 0.795	11:11:49.225	10 -	1:05.318	+ 4.603	11:21:10.207	4 -	1:01.817	+ 1.102	11:12:51.042	11 -	1:01.259	+ 0.544	11:21:11.466
5 -	1:59.128 P	+ 58.413	11:14:50.170	12 -	1:01.060	+ 0.345	11:22:12.526	6 -	1:09.037	+ 8.322	11:15:59.207	13 -	1:00.715		11:23:13.241
7 -	1:02.920	+ 2.205	11:17:02.127	14 -	1:01.038	+ 0.323	11:24:14.279								
20	Manuel RODRIGUES						A Volvo NH12								
1 -	1:13.829	+ 6.633	11:10:07.293	6 -	1:08.583	+ 1.387	11:18:19.494	2 -	1:07.196		11:11:14.489	7 -	1:09.790	+ 2.594	11:19:29.284
3 -	2:24.129 P	+ 1:16.933	11:13:38.618	8 -	1:54.990 P	+ 47.794	11:21:24.274	4 -	2:13.342	+ 1:06.146	11:15:51.960	9 -	1:14.549	+ 7.353	11:22:38.823
5 -	1:18.951	+ 11.755	11:17:10.911	10 -	1:09.290	+ 2.094	11:23:48.113								
37	Terry GIBBON						A MAN TGA								
1 -	1:11.421	+ 8.948	11:09:48.331	4 -	1:04.273	+ 1.800	11:13:02.706	2 -	1:06.107	+ 3.634	11:10:54.438	5 -	1:02.689	+ 0.216	11:14:05.395
3 -	1:03.995	+ 1.522	11:11:58.433	6 -	1:02.473		11:15:07.868								
50	Carl BROOKFIELD						A ERF E14								
1 -	1:15.701	+ 10.412	11:10:23.110	7 -	1:07.674	+ 2.385	11:17:02.993	2 -	1:06.860	+ 1.571	11:11:29.970	8 -	1:05.742	+ 0.453	11:18:08.735
3 -	1:05.991	+ 0.702	11:12:35.961	9 -	1:06.120	+ 0.831	11:19:14.855	4 -	1:05.704	+ 0.415	11:13:41.665	10 -	1:05.826	+ 0.537	11:20:20.681
5 -	1:06.505	+ 1.216	11:14:48.170	11 -	1:05.289		11:21:25.970	6 -	1:07.149	+ 1.860	11:15:55.319	12 -	1:06.020	+ 0.731	11:22:31.990
60	Roger BROOKFIELD						A DAF CF								
1 -	1:13.366	+ 6.342	11:10:03.715	4 -	1:07.024		11:13:28.391	2 -	1:10.102	+ 3.078	11:11:13.817	5 -	1:07.054	+ 0.030	11:14:35.445
3 -	1:07.550	+ 0.526	11:12:21.367												
69	David JENKINS						A MAN TGA								
1 -	1:08.288	+ 7.589	11:09:54.478	9 -	1:01.061	+ 0.362	11:18:08.845	2 -	1:02.475	+ 1.776	11:10:56.953	10 -	1:01.253	+ 0.554	11:19:10.098
3 -	1:01.738	+ 1.039	11:11:58.691	11 -	1:01.358	+ 0.659	11:20:11.456	4 -	1:02.074	+ 1.375	11:13:00.765	12 -	1:00.699		11:21:12.155
5 -	1:01.902	+ 1.203	11:14:02.667	13 -	1:01.492	+ 0.793	11:22:13.647	6 -	1:01.920	+ 1.221	11:15:04.587	14 -	1:00.996	+ 0.297	11:23:14.643
7 -	1:01.866	+ 1.167	11:16:06.453	15 -	1:00.808	+ 0.109	11:24:15.451	8 -	1:01.331	+ 0.632	11:17:07.784				
84	Matt SUMMERFIELD						A MAN ERF ECT 410								
1 -	1:10.635	+ 8.363	11:09:49.220	7 -	1:02.537	+ 0.265	11:18:01.993	2 -	1:02.846	+ 0.574	11:10:52.066	8 -	1:02.405	+ 0.133	11:19:04.398
3 -	1:02.660	+ 0.388	11:11:54.726	9 -	1:02.272		11:20:06.670	4 -	1:03.578	+ 1.306	11:12:58.304	10 -	2:15.438 P	+ 1:13.166	11:22:22.108
5 -	2:51.523 P	+ 1:49.251	11:15:49.827	11 -	1:07.672	+ 5.400	11:23:29.780	6 -	1:09.629	+ 7.357	11:16:59.456	12 -	1:03.155	+ 0.883	11:24:32.935
95	Richard COLLETT						A MAN TGA								
1 -	1:12.050	+ 10.213	11:09:56.040	7 -	1:02.059	+ 0.222	11:17:54.698								

Truck 98 - Qualifying times up to Pit Stop disallowed due to excessive smoke.

Weather / Track : Cloudy / Damp

Delphi British Truck Racing Association Championship (Class A)

QUALIFYING - RACE 11 - LAP ANALYSIS

2 -	1:03.893	+ 2.056	11:10:59.933	8 -	1:01.928	+ 0.091	11:18:56.626
3 -	1:03.578	+ 1.741	11:12:03.511	9 -	1:01.837		11:19:58.463
4 -	1:02.953	+ 1.116	11:13:06.464	10 -	1:01.908	+ 0.071	11:21:00.371
5 -	2:32.836 P	+ 1:30.999	11:15:39.300	11 -	1:02.317	+ 0.480	11:22:02.688
6 -	1:13.339	+ 11.502	11:16:52.639	12 -	1:02.165	+ 0.328	11:23:04.853
98	Andrew HARDY			A E.R.F. E14			
1 -	1:13.175 D	+ 6.351	11:10:00.895	6 -	5:07.191 P	+ 4:00.367	11:19:40.400
2 -	1:07.719 D	+ 0.895	11:11:08.614	7 -	1:33.105	+ 26.281	11:21:13.505
3 -	1:09.209 D	+ 2.385	11:12:17.823	8 -	1:06.824		11:22:20.329
4 -	1:07.008 D	+ 0.184	11:13:24.831	9 -	1:07.412	+ 0.588	11:23:27.741
5 -	1:08.378 D	+ 1.554	11:14:33.209	10 -	1:08.314	+ 1.490	11:24:36.055


Truck 98 - Qualifying times up to Pit Stop disallowed due to excessive smoke.

Weather / Track : Cloudy / Damp

Brands Hatch Indy
Circuit Length = 1.1986 miles
Start: 11:08 End: 11:24

Delphi British Truck Racing Association Championship (Class A)

RACE 11 - GRID

ROW 5	1:07.024 60 Roger BROOKFIELD	1:07.196 20 Manuel RODRIGUES
ROW 4	1:05.289 50 Carl BROOKFIELD	1:06.824 98 Andrew HARDY
ROW 3	1:02.272 84 Matt SUMMERFIELD	1:02.473 37 Terry GIBBON
ROW 2	1:00.715 7 Stuart OLIVER	1:01.837 95 Richard COLLETT
ROW 1	1:00.613 5 Chris LEVETT	1:00.699 69 David JENKINS
Pole		
		

Brands Hatch Indy
Circuit Length = 1.1986 miles

These results are provisional until the conclusion of any judicial and technical matters.

Clerk of Course :		Timekeeper :
-------------------	--	--------------

Delphi British Truck Racing Association Championship (Class A)

RACE 11 - CLASSIFICATION

POS	NO	CL	NAME	ENTRY	LAPS	TIME	GAP	DIFF	MPH	BEST	ON
1	7	A	Stuart OLIVER	MAN TGS 18-480	7	7:51.625			64.04	1:06.389	4
2	84	A	Matt SUMMERFIELD	MAN ERF ECT 410	7	7:54.351	2.726	2.726	63.67	1:07.013	4
3	69	A	David JENKINS	MAN TGA	7	8:03.315	11.690	8.964	62.49	1:07.844	4
4	50	A	Carl BROOKFIELD	ERF E14	7	8:19.676	28.051	16.361	60.44	1:10.006	2
5	95	A	Richard COLLETT	MAN TGA	7	8:31.713	40.088	12.037	59.02	1:06.806	2
6	60	A	Roger BROOKFIELD	DAF CF	7	8:48.254	56.629	16.541	57.17	1:13.492	3
7	98	A	Andrew HARDY	E.R.F. E14	7	8:48.832	57.207	0.578	57.11	1:11.939	3
NOT CLASSIFIED											
DNF	5	A	Chris LEVETT	MAN TGS TGS 480	4	6:52.097	3 laps	3 laps	41.88	1:07.687	1
DNF	37	A	Terry GIBBON	MAN TGA	1	1:12.002	6 laps	3 laps	59.92	1:12.002	1
NC	20	A	Manuel RODRIGUES	Volvo NH12	7	8:42.124	50.499	0.000	57.85	1:10.777	2
FASTEST LAP											
7	A	Stuart OLIVER	MAN TGS 18-480	4	1:06.389			64.99 mph		104.60 kph	

Truck No. 20 - Not classified - Not running at Red Flag

Weather / Track : Rain / Wet

These results are provisional until the conclusion of any judicial and technical matters.

Brands Hatch Indy
Circuit Length = 1.1986 miles
Start: 11:49 End: 12:00

Clerk of Course :		Timekeeper :
-------------------	--	--------------

Delphi British Truck Racing Association Championship (Class A)

RACE 11 - LAP CHART

Lap 1			Lap 2			Lap 3			Lap 4			Lap 5		
No	Behind	Laptime	No	Behind	Laptime	No	Behind	Laptime	No	Behind	Laptime	No	Behind	Laptime
5		1:07.687	7		1:07.510	7		1:07.202	7		1:06.389	7		1:06.980
69	0.540	1:08.227	5	0.064	1:08.810	84	0.187	1:07.129	84	0.811	1:07.013	84	2.457	1:08.626
7	1.236	1:08.923	84	0.260	1:07.312	95	1.009	1:07.470	95	1.443	1:06.823	69	7.430	1:09.379
84	1.694	1:09.381	95	0.741	1:06.806	69	3.576	1:08.998	69	5.031	1:07.844	50	20.114	1:11.364
95	2.681	1:10.368	69	1.780	1:09.986	50	11.303	1:11.128	50	15.730	1:10.816	20	34.137	1:14.711
37	4.315	1:12.002	50	7.377	1:10.006	5	11.404	1:18.542	98	24.366	1:12.023	95	34.572	1:40.109
50	6.117	1:13.804	20	11.890	1:10.777	20	18.460	1:13.772	20	26.406	1:14.335	60	40.711	1:15.288
20	9.859	1:17.546	98	13.995	1:12.379	98	18.732	1:11.939	60	32.403	1:15.052	98	45.222	1:27.836
98	10.362	1:18.049	60	17.450	1:13.715	60	23.740	1:13.492						
60	12.481	1:20.168												

Truck No. 20 - Not classified - Not running at Red Flag

Weather / Track : Rain / Wet

www.tsl-timing.com

Brands Hatch Indy
Circuit Length = 1.1986 miles
Start: 11:49 End: 12:00

Delphi British Truck Racing Association Championship (Class A)

RACE 11 - LAP CHART

Lap 6			Lap 7		
No	Behind	Laptime	No	Behind	Laptime
7		1:07.315	7		1:07.306
84	2.844	1:07.702	84	2.726	1:07.188
5	2 LAPS	3:17.058	69	11.690	1:09.303
69	9.693	1:09.578	50	28.051	1:11.286
50	24.071	1:11.272	95	40.088	1:08.452
95	38.942	1:11.685	20	50.499	1:14.547
20	43.258	1:16.436	60	56.629	1:14.950
60	48.985	1:15.589	98	57.207	1:12.813
98	51.700	1:13.793			

Truck No. 20 - Not classified - Not running at Red Flag


Weather / Track : Rain / Wet

www.tsl-timing.com

Brands Hatch Indy
Circuit Length = 1.1986 miles
Start: 11:49 End: 12:00

Delphi British Truck Racing Association Championship (Class A)

RACE 18 - GRID

ROW 5	37 Terry GIBBON	20 Manuel RODRIGUES
ROW 4	98 Andrew HARDY	5 Chris LEVETT
ROW 3	95 Richard COLLETT	60 Roger BROOKFIELD
ROW 2	69 David JENKINS	50 Carl BROOKFIELD
ROW 1	7 Stuart OLIVER	84 Matt SUMMERFIELD
Pole		
		

Brands Hatch Indy
Circuit Length = 1.1986 miles

These results are provisional until the conclusion of any judicial and technical matters.

Clerk of Course :		Timekeeper :
-------------------	--	--------------

Delphi British Truck Racing Association Championship (Class A)

RACE 18 - CLASSIFICATION

POS	NO	CL	NAME	ENTRY	LAPS	TIME	GAP	DIFF	MPH	BEST	ON
1	7	A	Stuart OLIVER	MAN TGS 18-480	10	10:03.196			71.53	59.735	6
2	5	A	Chris LEVETT	MAN TGS TGS 480	10	10:04.115	0.919	0.919	71.42	59.335	8
3	84	A	Matt SUMMERFIELD	MAN ERF ECT 410	10	10:08.088	4.892	3.973	70.96	1:00.052	3
4	69	A	David JENKINS	MAN TGA	10	10:08.356	5.160	0.268	70.92	59.836	4
5	95	A	Richard COLLETT	MAN TGA	10	10:10.842	7.646	2.486	70.64	1:00.205	3
6	37	A	Terry GIBBON	MAN TGA	10	10:20.361	17.165	9.519	69.55	1:00.326	8
7	50	A	Carl BROOKFIELD	ERF E14	10	11:05.461	1:02.265	45.100	64.84	1:05.648	9
8	20	A	Manuel RODRIGUES	Volvo NH12	9	10:07.234	1 lap	1 lap	63.95	1:05.854	8
9	60	A	Roger BROOKFIELD	DAF CF	9	10:08.924	1 lap	1.690	63.77	1:05.246	5
10	98	A	Andrew HARDY	E.R.F. E14	9	10:12.688	1 lap	3.764	63.38	1:06.241	7

FASTEST LAP											
5	A	Chris LEVETT	MAN TGS TGS 480	8	59.335	72.72 mph	117.03 kph				

Weather / Track : Bright / Dry

These results are provisional until the conclusion of any judicial and technical matters.

Brands Hatch Indy
 Circuit Length = 1.1986 miles
 Start: 15:56 End: 16:08

Clerk of Course :		Timekeeper :
-------------------	--	--------------

Delphi British Truck Racing Association Championship (Class A)

RACE 18 - LAP CHART

Lap 1			Lap 2			Lap 3			Lap 4			Lap 5		
No	Behind	Laptime	No	Behind	Laptime	No	Behind	Laptime	No	Behind	Laptime	No	Behind	Laptime
7		1:03.164	7		59.775	7		59.960	7		59.776	7		1:00.322
84	0.250	1:03.414	84	0.878	1:00.403	84	0.970	1:00.052	84	1.478	1:00.284	84	1.439	1:00.283
69	1.413	1:04.577	69	1.967	1:00.329	5	1.842	59.638	5	1.910	59.844	5	1.697	1:00.109
5	1.571	1:04.735	5	2.164	1:00.368	69	2.871	1:00.864	69	2.931	59.836	69	2.469	59.860
95	2.566	1:05.730	95	3.308	1:00.517	95	3.553	1:00.205	95	4.177	1:00.400	95	4.302	1:00.447
37	5.862	1:09.026	37	8.114	1:02.027	37	9.235	1:01.081	37	10.563	1:01.104	37	11.157	1:00.916
50	6.954	1:10.118	50	13.055	1:05.876	50	19.111	1:06.016	50	25.322	1:05.987	50	31.896	1:06.896
98	10.450	1:13.614	20	18.834	1:07.872	20	25.619	1:06.745	20	32.510	1:06.667	20	38.305	1:06.117
20	10.737	1:13.901	98	19.491	1:08.816	98	25.924	1:06.393	98	32.875	1:06.727	98	38.833	1:06.280
60	11.314	1:14.478	60	20.150	1:08.611	60	26.838	1:06.648	60	34.530	1:07.468	60	39.454	1:05.246

Delphi British Truck Racing Association Championship (Class A)

RACE 18 - LAP CHART

Lap 6			Lap 7			Lap 8			Lap 9			Lap 10		
No	Behind	Laptime	No	Behind	Laptime	No	Behind	Laptime	No	Behind	Laptime	No	Behind	Laptime
7		59.735	7		1:00.117	7		59.784	7		59.773	7		1:00.790
5	1.752	59.790	5	1.168	59.533	5	0.719	59.335	5	0.560	59.614	5	0.919	1:01.149
84	3.180	1:01.476	84	3.303	1:00.240	84	4.086	1:00.567	98	1 LAP	1:06.842	20	1 LAP	1:06.077
69	3.646	1:00.912	69	3.720	1:00.191	69	4.286	1:00.350	84	4.878	1:00.565	84	4.892	1:00.804
95	4.904	1:00.337	95	5.185	1:00.398	95	6.221	1:00.820	69	5.260	1:00.747	69	5.160	1:00.690
37	12.508	1:01.086	37	12.776	1:00.385	37	13.318	1:00.326	95	6.777	1:00.329	60	1 LAP	1:07.531
50	38.172	1:06.011	50	44.053	1:05.998	50	50.455	1:06.186	37	13.935	1:00.390	95	7.646	1:01.659
20	44.988	1:06.418	20	52.454	1:07.583	20	58.524	1:05.854	50	56.330	1:05.648	98	1 LAP	1:09.456
60	46.970	1:07.251	60	52.907	1:06.054	60	58.760	1:05.637				37	17.165	1:04.020
98	47.417	1:08.319	98	53.541	1:06.241							50	1:02.265	1:06.725

Pickup Truck Racing Championship

QUALIFYING - RACE 8 - CLASSIFICATION

POS	NO	CL	NAME	ENTRY	TIME	ON	LAPS	GAP	DIFF	MPH
1	79		Mark JONES	Pickup Truck	53.512	5	20			80.63
2	22		Nic GRINDROD	Pickup Truck	53.555	8	18	0.043	0.043	80.57
3	16		Steve DANCE	Pickup Truck	53.727	16	19	0.215	0.172	80.31
4	63		Phil WHITE	Pickup Truck	53.759	5	17	0.247	0.032	80.26
5	14		Damien CARR	Pickup Truck	53.782	7	19	0.270	0.023	80.23
6	93		Michael SMITH	Pickup Truck	53.816	7	19	0.304	0.034	80.18
7	26		Paul SAUNDERS	Pickup Truck	53.869	9	20	0.357	0.053	80.10
8	98		Anthony HAWKINS	Pickup Truck	53.890	10	17	0.378	0.021	80.07
9	15		Simon CARR	Pickup Truck	53.899	16	20	0.387	0.009	80.05
10	54		Gavin SEAGER	Pickup Truck	53.908	5	8	0.396	0.009	80.04
11	69		Lee ROGERS	Pickup Truck	53.925	7	21	0.413	0.017	80.01
12	2		Dave BRIGGS	Pickup Truck	53.993	11	18	0.481	0.068	79.91
13	4		Pete STEVENS	Pickup Truck	53.998	8	20	0.486	0.005	79.91
14	43		Greg WOOD	Pickup Truck	54.214	10	12	0.702	0.216	79.59
15	5		Mike DOBLE	Pickup Truck	54.424	7	13	0.912	0.210	79.28
16	66		Martin HEATH	Pickup Truck	54.513	16	17	1.001	0.089	79.15
17	7		Tony MUMFORD	Pickup Truck	55.052	18	20	1.540	0.539	78.38
18	37		Neil TRESSLER	Pickup Truck	55.859	7	19	2.347	0.807	77.24
19	3		Julian ARNOLD	Pickup Truck	56.549	5	18	3.037	0.690	76.30
20	55		Paul THURGOOD	Pickup Truck	57.059	18	18	3.547	0.510	75.62

Weather / Track : Bright / Drying

These results are provisional until the conclusion of any judicial and technical matters.

Brands Hatch Indy
 Circuit Length = 1.1986 miles
 Start: 13:31 End: 13:52

Clerk of Course :		Timekeeper :
-------------------	--	--------------

Pickup Truck Racing Championship

QUALIFYING - RACE 8 - LAP ANALYSIS

2	Dave BRIGGS						Pickup Truck		
1 -	1:09.858	+ 15.865	13:33:34.506	10 -	55.049	+ 1.056	13:41:59.981		
2 -	57.561	+ 3.568	13:34:32.067	11 -	53.993		13:42:53.974		
3 -	59.050	+ 5.057	13:35:31.117	12 -	3:22.411 P	+ 2:28.418	13:46:16.385		
4 -	1:00.707	+ 6.714	13:36:31.824	13 -	1:00.316	+ 6.323	13:47:16.701		
5 -	55.307	+ 1.314	13:37:27.131	14 -	54.217	+ 0.224	13:48:10.918		
6 -	54.629	+ 0.636	13:38:21.760	15 -	54.798	+ 0.805	13:49:05.716		
7 -	54.267	+ 0.274	13:39:16.027	16 -	54.478	+ 0.485	13:50:00.194		
8 -	54.173	+ 0.180	13:40:10.200	17 -	54.047	+ 0.054	13:50:54.241		
9 -	54.732	+ 0.739	13:41:04.932	18 -	54.023	+ 0.030	13:51:48.264		
3	Julian ARNOLD						Pickup Truck		
1 -	1:09.426	+ 12.877	13:33:35.355	10 -	56.845	+ 0.296	13:42:11.861		
2 -	58.577	+ 2.028	13:34:33.932	11 -	57.424	+ 0.875	13:43:09.285		
3 -	58.554	+ 2.005	13:35:32.486	12 -	57.867	+ 1.318	13:44:07.152		
4 -	58.142	+ 1.593	13:36:30.628	13 -	57.579	+ 1.030	13:45:04.731		
5 -	56.549		13:37:27.177	14 -	57.886	+ 1.337	13:46:02.617		
6 -	56.665	+ 0.116	13:38:23.842	15 -	3:18.039 P	+ 2:21.490	13:49:20.656		
7 -	56.574	+ 0.025	13:39:20.416	16 -	1:04.207	+ 7.658	13:50:24.863		
8 -	56.868	+ 0.319	13:40:17.284	17 -	57.485	+ 0.936	13:51:22.348		
9 -	57.732	+ 1.183	13:41:15.016	18 -	57.013	+ 0.464	13:52:19.361		
4	Pete STEVENS						Pickup Truck		
1 -	1:02.713	+ 8.715	13:32:58.553	11 -	54.062	+ 0.064	13:43:25.319		
2 -	55.333	+ 1.335	13:33:53.886	12 -	54.213	+ 0.215	13:44:19.532		
3 -	58.146	+ 4.148	13:34:52.032	13 -	54.242	+ 0.244	13:45:13.774		
4 -	1:02.032	+ 8.034	13:35:54.064	14 -	54.127	+ 0.129	13:46:07.901		
5 -	54.978	+ 0.980	13:36:49.042	15 -	54.941	+ 0.943	13:47:02.842		
6 -	54.292	+ 0.294	13:37:43.334	16 -	54.057	+ 0.059	13:47:56.899		
7 -	54.716	+ 0.718	13:38:38.050	17 -	54.012	+ 0.014	13:48:50.911		
8 -	53.998		13:39:32.048	18 -	54.644	+ 0.646	13:49:45.555		
9 -	1:59.630 P	+ 1:05.632	13:41:31.678	19 -	55.056	+ 1.058	13:50:40.611		
10 -	59.579	+ 5.581	13:42:31.257	20 -	54.636	+ 0.638	13:51:35.247		
5	Mike DOBLE						Pickup Truck		
1 -	1:09.666	+ 15.242	13:33:21.421	8 -	57.404	+ 2.980	13:39:52.364		
2 -	58.208	+ 3.784	13:34:19.629	9 -	55.037	+ 0.613	13:40:47.401		
3 -	55.808	+ 1.384	13:35:15.437	10 -	55.684	+ 1.260	13:41:43.085		
4 -	55.356	+ 0.932	13:36:10.793	11 -	2:10.442 P	+ 1:16.018	13:43:53.527		
5 -	54.894	+ 0.470	13:37:05.687	12 -	1:02.926	+ 8.502	13:44:56.453		
6 -	54.849	+ 0.425	13:38:00.536	13 -	55.762	+ 1.338	13:45:52.215		
7 -	54.424		13:38:54.960						
7	Tony MUMFORD						Pickup Truck		
1 -	1:09.623	+ 14.571	13:33:09.829	11 -	55.995	+ 0.943	13:42:48.877		
2 -	1:05.023	+ 9.971	13:34:14.852	12 -	1:05.336	+ 10.284	13:43:54.213		
3 -	58.412	+ 3.360	13:35:13.264	13 -	1:10.173	+ 15.121	13:45:04.386		
4 -	59.137	+ 4.085	13:36:12.401	14 -	1:10.210	+ 15.158	13:46:14.596		
5 -	57.182	+ 2.130	13:37:09.583	15 -	57.626	+ 2.574	13:47:12.222		
6 -	58.222	+ 3.170	13:38:07.805	16 -	56.952	+ 1.900	13:48:09.174		
7 -	56.383	+ 1.331	13:39:04.188	17 -	57.704	+ 2.652	13:49:06.878		
8 -	56.158	+ 1.106	13:40:00.346	18 -	55.052		13:50:01.930		
9 -	56.683	+ 1.631	13:40:57.029	19 -	55.637	+ 0.585	13:50:57.567		
10 -	55.853	+ 0.801	13:41:52.882	20 -	55.136	+ 0.084	13:51:52.703		
14	Damien CARR						Pickup Truck		
1 -	1:04.601	+ 10.819	13:33:02.292	11 -	58.833	+ 5.051	13:43:17.242		
2 -	56.328	+ 2.546	13:33:58.620	12 -	54.141	+ 0.359	13:44:11.383		
3 -	54.927	+ 1.145	13:34:53.547	13 -	1:54.462 P	+ 1:00.680	13:46:05.845		
4 -	56.018	+ 2.236	13:35:49.565	14 -	1:01.240	+ 7.458	13:47:07.085		
5 -	54.607	+ 0.825	13:36:44.172	15 -	54.563	+ 0.781	13:48:01.648		
6 -	54.088	+ 0.306	13:37:38.260	16 -	54.328	+ 0.546	13:48:55.976		
7 -	53.782		13:38:32.042	17 -	54.473	+ 0.691	13:49:50.449		
8 -	54.274	+ 0.492	13:39:26.316	18 -	54.101	+ 0.319	13:50:44.550		

Brands Hatch Indy
 Circuit Length = 1.1986 miles
 Start: 13:31 End: 13:52

Weather / Track : Bright / Drying

Pickup Truck Racing Championship

QUALIFYING - RACE 8 - LAP ANALYSIS

9 -	53.821	+ 0.039	13:40:20.137	19 -	54.309	+ 0.527	13:51:38.859
10 -	1:58.272 P	+ 1:04.490	13:42:18.409				
15	Simon CARR			Pickup Truck			
1 -	56.193	+ 2.294	13:33:53.376	11 -	1:45.054 P	+ 51.155	13:43:52.127
2 -	55.248	+ 1.349	13:34:48.624	12 -	58.654	+ 4.755	13:44:50.781
3 -	56.996	+ 3.097	13:35:45.620	13 -	54.456	+ 0.557	13:45:45.237
4 -	56.621	+ 2.722	13:36:42.241	14 -	54.025	+ 0.126	13:46:39.262
5 -	53.950	+ 0.051	13:37:36.191	15 -	53.899		13:47:33.161
6 -	54.109	+ 0.210	13:38:30.300	16 -	54.948	+ 1.049	13:48:28.109
7 -	54.520	+ 0.621	13:39:24.820	17 -	54.474	+ 0.575	13:49:22.583
8 -	54.046	+ 0.147	13:40:18.866	18 -	1:35.776 P	+ 41.877	13:50:58.359
9 -	54.052	+ 0.153	13:41:12.918	19 -	57.747	+ 3.848	13:51:56.106
10 -	54.155	+ 0.256	13:42:07.073				
16	Steve DANCE			Pickup Truck			
1 -	1:07.133	+ 13.406	13:33:16.909	11 -	2:46.143 P	+ 1:52.416	13:44:20.138
2 -	57.292	+ 3.565	13:34:14.201	12 -	1:01.212	+ 7.485	13:45:21.350
3 -	55.087	+ 1.360	13:35:09.288	13 -	54.560	+ 0.833	13:46:15.910
4 -	55.735	+ 2.008	13:36:05.023	14 -	54.148	+ 0.421	13:47:10.058
5 -	56.134	+ 2.407	13:37:01.157	15 -	54.037	+ 0.310	13:48:04.095
6 -	54.918	+ 1.191	13:37:56.075	16 -	53.727		13:48:57.822
7 -	54.442	+ 0.715	13:38:50.517	17 -	53.806	+ 0.079	13:49:51.628
8 -	54.662	+ 0.935	13:39:45.179	18 -	54.260	+ 0.533	13:50:45.888
9 -	54.396	+ 0.669	13:40:39.575	19 -	53.924	+ 0.197	13:51:39.812
10 -	54.420	+ 0.693	13:41:33.995				
22	Nic GRINDROD			Pickup Truck			
1 -	1:08.706	+ 15.151	13:33:12.353	10 -	54.701	+ 1.146	13:41:21.807
2 -	57.051	+ 3.496	13:34:09.404	11 -	54.759	+ 1.204	13:42:16.566
3 -	55.363	+ 1.808	13:35:04.767	12 -	3:57.593 P	+ 3:04.038	13:46:14.159
4 -	54.191	+ 0.636	13:35:58.958	13 -	1:01.563	+ 8.008	13:47:15.722
5 -	53.704	+ 0.149	13:36:52.662	14 -	53.830	+ 0.275	13:48:09.552
6 -	53.623	+ 0.068	13:37:46.285	15 -	54.228	+ 0.673	13:49:03.780
7 -	53.643	+ 0.088	13:38:39.928	16 -	54.308	+ 0.753	13:49:58.088
8 -	53.555		13:39:33.483	17 -	54.659	+ 1.104	13:50:52.747
9 -	53.623	+ 0.068	13:40:27.106	18 -	54.278	+ 0.723	13:51:47.025
26	Paul SAUNDERS			Pickup Truck			
1 -	1:06.635	+ 12.766	13:33:05.545	11 -	54.563	+ 0.694	13:43:59.303
2 -	56.850	+ 2.981	13:34:02.395	12 -	54.989	+ 1.120	13:44:54.292
3 -	55.105	+ 1.236	13:34:57.500	13 -	54.492	+ 0.623	13:45:48.784
4 -	56.483	+ 2.614	13:35:53.983	14 -	54.717	+ 0.848	13:46:43.501
5 -	54.720	+ 0.851	13:36:48.703	15 -	54.864	+ 0.995	13:47:38.365
6 -	2:30.933 P	+ 1:37.064	13:39:19.636	16 -	54.737	+ 0.868	13:48:33.102
7 -	59.447	+ 5.578	13:40:19.083	17 -	54.773	+ 0.904	13:49:27.875
8 -	55.874	+ 2.005	13:41:14.957	18 -	55.551	+ 1.682	13:50:23.426
9 -	53.869		13:42:08.826	19 -	56.408	+ 2.539	13:51:19.834
10 -	55.914	+ 2.045	13:43:04.740	20 -	54.808	+ 0.939	13:52:14.642
37	Neil TRESSLER			Pickup Truck			
1 -	1:09.049	+ 13.190	13:33:10.257	11 -	56.394	+ 0.535	13:42:39.890
2 -	1:01.456	+ 5.597	13:34:11.713	12 -	56.873	+ 1.014	13:43:36.763
3 -	57.114	+ 1.255	13:35:08.827	13 -	56.830	+ 0.971	13:44:33.593
4 -	56.579	+ 0.720	13:36:05.406	14 -	2:51.176 P	+ 1:55.317	13:47:24.769
5 -	57.181	+ 1.322	13:37:02.587	15 -	1:04.379	+ 8.520	13:48:29.148
6 -	56.019	+ 0.160	13:37:58.606	16 -	56.468	+ 0.609	13:49:25.616
7 -	55.859		13:38:54.465	17 -	56.087	+ 0.228	13:50:21.703
8 -	56.278	+ 0.419	13:39:50.743	18 -	56.241	+ 0.382	13:51:17.944
9 -	56.360	+ 0.501	13:40:47.103	19 -	56.125	+ 0.266	13:52:14.069
10 -	56.393	+ 0.534	13:41:43.496				
43	Greg WOOD			Pickup Truck			
1 -	1:11.530	+ 17.316	13:33:31.133	7 -	55.051	+ 0.837	13:39:14.338
2 -	1:00.483	+ 6.269	13:34:31.616	8 -	54.551	+ 0.337	13:40:08.889

Brands Hatch Indy
 Circuit Length = 1.1986 miles
 Start: 13:31 End: 13:52

Weather / Track : Bright / Drying

Pickup Truck Racing Championship

QUALIFYING - RACE 8 - LAP ANALYSIS

3 -	59.162	+ 4.948	13:35:30.778	9 -	54.930	+ 0.716	13:41:03.819
4 -	57.735	+ 3.521	13:36:28.513	10 -	54.214		13:41:58.033
5 -	55.529	+ 1.315	13:37:24.042	11 -	2:44.776 P	+ 1:50.562	13:44:42.809
6 -	55.245	+ 1.031	13:38:19.287	12 -	1:03.341	+ 9.127	13:45:46.150
54	Gavin SEAGER			Pickup Truck			
1 -	55.394	+ 1.486	13:33:52.158	5 -	54.195	+ 0.287	13:37:29.242
2 -	54.814	+ 0.906	13:34:46.972	6 -	4:04.390 P	+ 3:10.482	13:41:33.632
3 -	54.167	+ 0.259	13:35:41.139	7 -	59.550	+ 5.642	13:42:33.182
4 -	53.908		13:36:35.047				
55	Paul THURGOOD			Pickup Truck			
1 -	1:21.473	+ 24.414	13:33:39.402	10 -	2:15.403 P	+ 1:18.344	13:44:22.037
2 -	1:04.257	+ 7.198	13:34:43.659	11 -	1:04.289	+ 7.230	13:45:26.326
3 -	1:20.499	+ 23.440	13:36:04.158	12 -	57.843	+ 0.784	13:46:24.169
4 -	1:01.982	+ 4.923	13:37:06.140	13 -	1:05.378	+ 8.319	13:47:29.547
5 -	59.299	+ 2.240	13:38:05.439	14 -	58.305	+ 1.246	13:48:27.852
6 -	1:02.212	+ 5.153	13:39:07.651	15 -	58.753	+ 1.694	13:49:26.605
7 -	59.037	+ 1.978	13:40:06.688	16 -	59.330	+ 2.271	13:50:25.935
8 -	1:01.560	+ 4.501	13:41:08.248	17 -	58.208	+ 1.149	13:51:24.143
9 -	58.386	+ 1.327	13:42:06.634	18 -	57.059		13:52:21.202
63	Phil WHITE			Pickup Truck			
1 -	1:05.505	+ 11.746	13:33:11.889	10 -	3:41.773 P	+ 2:48.014	13:44:08.986
2 -	55.579	+ 1.820	13:34:07.468	11 -	1:05.163	+ 11.404	13:45:14.149
3 -	54.424	+ 0.665	13:35:01.892	12 -	54.275	+ 0.516	13:46:08.424
4 -	53.869	+ 0.110	13:35:55.761	13 -	54.779	+ 1.020	13:47:03.203
5 -	53.759		13:36:49.520	14 -	54.200	+ 0.441	13:47:57.403
6 -	53.847	+ 0.088	13:37:43.367	15 -	54.154	+ 0.395	13:48:51.557
7 -	54.499	+ 0.740	13:38:37.866	16 -	54.085	+ 0.326	13:49:45.642
8 -	53.908	+ 0.149	13:39:31.774	17 -	54.860	+ 1.101	13:50:40.502
9 -	55.439	+ 1.680	13:40:27.213				
66	Martin HEATH			Pickup Truck			
1 -	1:13.547	+ 19.034	13:33:27.761	10 -	4:30.448 P	+ 3:35.935	13:45:35.186
2 -	1:03.369	+ 8.856	13:34:31.130	11 -	1:02.760	+ 8.247	13:46:37.946
3 -	58.894	+ 4.381	13:35:30.024	12 -	54.980	+ 0.467	13:47:32.926
4 -	59.082	+ 4.569	13:36:29.106	13 -	55.047	+ 0.534	13:48:27.973
5 -	56.160	+ 1.647	13:37:25.266	14 -	54.694	+ 0.181	13:49:22.667
6 -	54.897	+ 0.384	13:38:20.163	15 -	56.292	+ 1.779	13:50:18.959
7 -	54.665	+ 0.152	13:39:14.828	16 -	54.513		13:51:13.472
8 -	54.586	+ 0.073	13:40:09.414	17 -	55.933	+ 1.420	13:52:09.405
9 -	55.324	+ 0.811	13:41:04.738				
69	Lee ROGERS			Pickup Truck			
1 -	1:10.687	+ 16.762	13:33:26.849	12 -	55.223	+ 1.298	13:43:34.777
2 -	58.166	+ 4.241	13:34:25.015	13 -	55.041	+ 1.116	13:44:29.818
3 -	56.689	+ 2.764	13:35:21.704	14 -	55.115	+ 1.190	13:45:24.933
4 -	55.318	+ 1.393	13:36:17.022	15 -	55.244	+ 1.319	13:46:20.177
5 -	54.491	+ 0.566	13:37:11.513	16 -	54.625	+ 0.700	13:47:14.802
6 -	54.272	+ 0.347	13:38:05.785	17 -	54.266	+ 0.341	13:48:09.068
7 -	53.925		13:38:59.710	18 -	59.862	+ 5.937	13:49:08.930
8 -	54.440	+ 0.515	13:39:54.150	19 -	55.152	+ 1.227	13:50:04.082
9 -	54.353	+ 0.428	13:40:48.503	20 -	54.555	+ 0.630	13:50:58.637
10 -	55.372	+ 1.447	13:41:43.875	21 -	54.565	+ 0.640	13:51:53.202
11 -	55.679	+ 1.754	13:42:39.554				
79	Mark JONES			Pickup Truck			
1 -	56.635	+ 3.123	13:33:52.648	11 -	56.148	+ 2.636	13:43:29.670
2 -	55.011	+ 1.499	13:34:47.659	12 -	54.841	+ 1.329	13:44:24.511
3 -	54.107	+ 0.595	13:35:41.766	13 -	54.517	+ 1.005	13:45:19.028
4 -	53.512		13:36:35.278	14 -	54.503	+ 0.991	13:46:13.531
5 -	58.401	+ 4.889	13:37:33.679	15 -	55.945	+ 2.433	13:47:09.476
6 -	56.154	+ 2.642	13:38:29.833	16 -	55.357	+ 1.845	13:48:04.833
7 -	59.087	+ 5.575	13:39:28.920	17 -	53.869	+ 0.357	13:48:58.702

Brands Hatch Indy
 Circuit Length = 1.1986 miles
 Start: 13:31 End: 13:52


Weather / Track : Bright / Drying

Pickup Truck Racing Championship
QUALIFYING - RACE 8 - LAP ANALYSIS

8 -	59.378	+ 5.866	13:40:28.298	18 -	56.718	+ 3.206	13:49:55.420
9 -	1:05.721	+ 12.209	13:41:34.019	19 -	1:00.681	+ 7.169	13:50:56.101
10 -	59.503	+ 5.991	13:42:33.522				
93	Michael SMITH			Pickup Truck			
1 -	1:07.314	+ 13.498	13:33:12.324	11 -	2:50.948 P	+ 1:57.132	13:44:12.958
2 -	55.579	+ 1.763	13:34:07.903	12 -	1:03.066	+ 9.250	13:45:16.024
3 -	54.247	+ 0.431	13:35:02.150	13 -	55.335	+ 1.519	13:46:11.359
4 -	54.126	+ 0.310	13:35:56.276	14 -	55.295	+ 1.479	13:47:06.654
5 -	54.135	+ 0.319	13:36:50.411	15 -	54.554	+ 0.738	13:48:01.208
6 -	54.100	+ 0.284	13:37:44.511	16 -	54.551	+ 0.735	13:48:55.759
7 -	53.816		13:38:38.327	17 -	54.591	+ 0.775	13:49:50.350
8 -	54.048	+ 0.232	13:39:32.375	18 -	54.627	+ 0.811	13:50:44.977
9 -	54.663	+ 0.847	13:40:27.038	19 -	54.279	+ 0.463	13:51:39.256
10 -	54.972	+ 1.156	13:41:22.010				
98	Anthony HAWKINS			Pickup Truck			
1 -	1:09.364	+ 15.474	13:33:31.552	10 -	53.890		13:41:56.594
2 -	1:00.214	+ 6.324	13:34:31.766	11 -	54.279	+ 0.389	13:42:50.873
3 -	58.372	+ 4.482	13:35:30.138	12 -	55.615	+ 1.725	13:43:46.488
4 -	57.917	+ 4.027	13:36:28.055	13 -	54.926	+ 1.036	13:44:41.414
5 -	54.861	+ 0.971	13:37:22.916	14 -	3:41.006 P	+ 2:47.116	13:48:22.420
6 -	55.457	+ 1.567	13:38:18.373	15 -	1:06.441	+ 12.551	13:49:28.861
7 -	54.524	+ 0.634	13:39:12.897	16 -	55.514	+ 1.624	13:50:24.375
8 -	54.188	+ 0.298	13:40:07.085	17 -	54.576	+ 0.686	13:51:18.951
9 -	55.619	+ 1.729	13:41:02.704				

Pickup Truck Racing Championship

RACE 8 - GRID

ROW 10	55 Paul THURGOOD	43 Greg WOOD
ROW 9	37 Neil TRESSLER	3 Julian ARNOLD
ROW 8	66 Martin HEATH	7 Tony MUMFORD
ROW 7	16 Steve DANCE	5 Mike DOBLE
ROW 6	4 Pete STEVENS	2 Dave BRIGGS
ROW 5	22 Nic GRINDROD	79 Mark JONES
ROW 4	14 Damien CARR	63 Phil WHITE
ROW 3	26 Paul SAUNDERS	93 Michael SMITH
ROW 2	54 Gavin SEAGER	98 Anthony HAWKINS
ROW 1	15 Simon CARR	69 Lee ROGERS
Pole		
		

Brands Hatch Indy
Circuit Length = 1.1986 miles

These results are provisional until the conclusion of any judicial and technical matters.

Clerk of Course :		Timekeeper :
-------------------	--	--------------

Pickup Truck Racing Championship

RACE 8 - CLASSIFICATION

POS	NO	CL	NAME	ENTRY	LAPS	TIME	GAP	DIFF	MPH	BEST	ON
1	22		Nic GRINDROD	Pickup Truck	18	17:54.534			72.28	58.040	14
2	54		Gavin SEAGER	Pickup Truck	18	18:04.166	9.632	9.632	71.64	58.182	12
3	16		Steve DANCE	Pickup Truck	18	18:17.111	22.577	12.945	70.79	59.581	13
4	15		Simon CARR	Pickup Truck	18	18:17.431	22.897	0.320	70.77	59.573	12
5	63		Phil WHITE	Pickup Truck	18	18:51.422	56.888	33.991	68.64	59.961	2
6	4		Pete STEVENS	Pickup Truck	18	18:51.786	57.252	0.364	68.62	1:00.931	13
7	26		Paul SAUNDERS	Pickup Truck	18	18:52.796	58.262	1.010	68.56	1:00.000	14
8	69		Lee ROGERS	Pickup Truck	18	18:54.669	1:00.135	1.873	68.45	1:01.066	3
9	14		Damien CARR	Pickup Truck	17	17:54.645	1 lap	1 lap	68.26	1:00.828	10
10	2		Dave BRIGGS	Pickup Truck	17	17:58.462	1 lap	3.817	68.01	1:01.002	10
11	79		Mark JONES	Pickup Truck	17	18:05.567	1 lap	7.105	67.57	1:01.191	9
12	5		Mike DOBLE	Pickup Truck	17	18:07.468	1 lap	1.901	67.45	1:01.408	10
13	98		Antony HAWKINS	Pickup Truck	17	18:08.475	1 lap	1.007	67.39	1:00.693	13
14	93		Michael SMITH	Pickup Truck	17	18:14.456	1 lap	5.981	67.02	59.741	13
15	43		Greg WOOD	Pickup Truck	17	18:27.211	1 lap	12.755	66.25	1:02.134	10
16	66		Martin HEATH	Pickup Truck	17	18:32.790	1 lap	5.579	65.92	1:01.912	13
17	7		Tony MUMFORD	Pickup Truck	16	18:11.918	2 laps	1 lap	63.22	1:03.810	12
18	55		Paul THURGOOD	Pickup Truck	16	18:35.036	2 laps	23.118	61.91	1:04.824	12
19	37		Neil TRESSLER	Pickup Truck	15	18:21.801	3 laps	1 lap	58.74	1:07.120	10
NOT CLASSIFIED											
DNF	3		Julian ARNOLD	Pickup Truck	15	17:02.986	3 laps		63.27	1:04.182	10
FASTEST LAP											
	22		Nic GRINDROD	Pickup Truck	14	58.040		74.34 mph		119.64 kph	

Weather / Track : Rain / Wet

These results are provisional until the conclusion of any judicial and technical matters.

Brands Hatch Indy
 Circuit Length = 1.1986 miles
 Start: 10:23 End: 10:45

Clerk of Course :

Timekeeper :

Pickup Truck Racing Championship

RACE 8 - LAP CHART

Lap 1			Lap 2			Lap 3			Lap 4			Lap 5		
No	Behind	Laptime	No	Behind	Laptime	No	Behind	Laptime	No	Behind	Laptime	No	Behind	Laptime
15		1:01.434	15		1:01.022	15		1:00.980	15		1:00.426	15		1:01.103
54	0.830	1:02.264	54	0.776	1:00.968	54	0.541	1:00.745	22	2.527	1:01.250	22	2.060	1:00.636
69	2.741	1:04.175	63	1.691	59.961	63	0.998	1:00.287	16	4.650	1:01.582	16	4.412	1:00.865
63	2.752	1:04.186	22	2.211	1:00.256	22	1.703	1:00.472	54	6.767	1:06.652	54	5.190	59.526
22	2.977	1:04.411	16	3.416	1:00.929	16	3.494	1:01.058	26	10.920	1:02.073	37	1 LAP	1:15.832
26	3.106	1:04.540	69	4.238	1:02.519	69	4.324	1:01.066	4	11.450	1:02.125	4	13.212	1:02.865
16	3.509	1:04.943	26	4.996	1:02.912	26	9.273	1:05.257	69	12.565	1:08.667	69	14.084	1:02.622
79	5.701	1:07.135	79	7.886	1:03.207	4	9.751	1:02.137	79	13.642	1:03.597	79	15.297	1:02.758
98	5.767	1:07.201	98	8.119	1:03.374	79	10.471	1:03.565	63	14.624	1:14.052	63	15.626	1:02.105
93	7.103	1:08.537	4	8.594	1:02.073	98	10.716	1:03.577	98	15.268	1:04.978	98	16.259	1:02.094
4	7.543	1:08.977	93	9.964	1:03.883	93	11.551	1:02.567	2	16.328	1:04.399	2	18.156	1:02.931
2	8.269	1:09.703	2	10.482	1:03.235	2	12.355	1:02.853	93	16.360	1:05.235	93	18.937	1:03.680
5	8.790	1:10.224	5	10.888	1:03.120	5	13.652	1:03.744	5	16.711	1:03.485	5	19.772	1:04.164
66	9.689	1:11.123	66	12.403	1:03.736	66	17.156	1:05.733	14	19.212	1:02.168	14	20.838	1:02.729
14	11.653	1:13.087	14	13.539	1:02.908	14	17.470	1:04.911	66	24.511	1:07.781	26	24.865	1:15.048
7	12.283	1:13.717	7	15.361	1:04.100	43	20.276	1:04.128	43	30.002	1:10.152	66	29.793	1:06.385
43	14.351	1:15.785	43	17.128	1:03.799	7	31.418	1:17.037	7	36.791	1:05.799	43	32.219	1:03.320
55	19.964	1:21.398	55	27.552	1:08.610	55	34.435	1:07.863	55	39.695	1:05.686	7	41.262	1:05.574
3	24.940	1:26.374	3	31.623	1:07.705	3	39.658	1:09.015	3	47.237	1:08.005	3	52.420	1:06.286
37	33.075	1:34.509	37	42.260	1:10.207	37	53.564	1:12.284				55	56.532	1:17.940

Pickup Truck Racing Championship

RACE 8 - LAP CHART

Lap 6			Lap 7			Lap 8			Lap 9			Lap 10		
No	Behind	Laptime	No	Behind	Laptime	No	Behind	Laptime	No	Behind	Laptime	No	Behind	Laptime
15		1:00.197	22		59.677	22		58.775	22		58.911	22		58.684
22	0.658	58.795	15	0.589	1:00.924	15	2.146	1:00.332	7	1 LAP	1:05.985	54	4.659	59.495
54	4.644	59.651	54	3.242	58.933	54	4.515	1:00.048	15	2.835	59.600	15	5.731	1:01.580
16	4.959	1:00.744	16	5.698	1:01.074	3	1 LAP	1:06.290	54	3.848	58.244	66	1 LAP	1:05.558
4	18.627	1:05.612	55	1 LAP	1:11.552	16	7.659	1:00.736	16	9.405	1:00.657	7	1 LAP	1:06.190
63	18.810	1:03.381	63	19.930	1:01.455	55	1 LAP	1:06.712	3	1 LAP	1:05.884	37	2 LAPS	1:11.662
69	19.983	1:06.096	4	20.791	1:02.499	63	22.008	1:00.853	55	1 LAP	1:05.733	16	11.394	1:00.673
98	20.510	1:04.448	69	21.321	1:01.673	4	23.971	1:01.955	63	25.591	1:02.494	3	1 LAP	1:04.657
79	21.788	1:06.688	98	21.736	1:01.561	69	24.296	1:01.750	4	26.705	1:01.645	63	28.678	1:01.771
2	22.858	1:04.899	79	24.037	1:02.584	98	24.649	1:01.688	69	27.484	1:02.099	4	29.526	1:01.505
93	23.416	1:04.676	2	24.799	1:02.276	79	27.496	1:02.234	98	27.714	1:01.976	69	30.175	1:01.375
5	23.535	1:03.960	5	25.520	1:02.320	2	27.945	1:01.921	79	29.776	1:01.191	98	30.564	1:01.534
14	24.631	1:03.990	14	27.287	1:02.991	26	29.662	1:00.554	2	31.036	1:02.002	55	1 LAP	1:08.811
26	25.729	1:01.061	26	27.883	1:02.489	5	29.722	1:02.977	26	31.930	1:01.179	79	32.583	1:01.491
37	1 LAP	1:26.026	93	29.269	1:06.188	14	30.171	1:01.659	14	32.500	1:01.240	2	33.354	1:01.002
43	37.133	1:05.111	43	43.451	1:06.653	93	34.414	1:03.920	5	33.576	1:02.765	26	34.179	1:00.933
66	46.721	1:17.125	37	1 LAP	1:11.400	43	48.840	1:04.164	93	37.895	1:02.392	14	34.644	1:00.828
7	47.526	1:06.461	66	52.100	1:05.714	37	1 LAP	1:09.132	43	52.685	1:02.756	5	36.300	1:01.408
3	59.202	1:06.979	7	52.903	1:05.712	66	57.940	1:04.615				93	39.630	1:00.419
												43	56.135	1:02.134

Pickup Truck Racing Championship

RACE 8 - LAP CHART

Lap 11			Lap 12			Lap 13			Lap 14			Lap 15		
No	Behind	Laptime	No	Behind	Laptime	No	Behind	Laptime	No	Behind	Laptime	No	Behind	Laptime
22		58.504	22		58.268	22		58.692	22		58.040	22		58.780
54	5.120	58.965	43	1 LAP	1:02.909	54	5.765	59.423	55	2 LAPS	1:04.824	54	7.244	59.534
15	7.377	1:00.150	54	5.034	58.182	43	1 LAP	1:02.710	54	6.490	58.765	55	2 LAPS	1:06.473
66	1 LAP	1:03.921	15	8.682	59.573	15	10.280	1:00.290	43	1 LAP	1:03.022	15	15.500	1:01.078
16	13.068	1:00.178	16	14.489	59.689	16	15.378	59.581	15	13.202	1:00.962	43	1 LAP	1:03.436
7	1 LAP	1:04.697	66	1 LAP	1:02.856	66	1 LAP	1:01.966	16	17.081	59.743	16	18.997	1:00.696
37	2 LAPS	1:07.898	7	1 LAP	1:04.409	7	1 LAP	1:03.810	66	1 LAP	1:01.912	66	1 LAP	1:02.663
3	1 LAP	1:04.182	37	2 LAPS	1:07.120	37	2 LAPS	1:08.560	7	1 LAP	1:03.897	7	1 LAP	1:06.802
63	31.832	1:01.658	3	1 LAP	1:04.742	63	37.598	1:01.818	63	41.120	1:01.562	63	44.564	1:02.224
4	32.792	1:01.770	63	34.472	1:00.908	4	38.236	1:00.931	4	42.460	1:02.264	4	45.364	1:01.684
69	33.318	1:01.647	4	35.997	1:01.473	98	38.644	1:00.693	98	42.900	1:02.296	26	46.317	1:00.873
98	33.644	1:01.584	98	36.643	1:01.267	3	1 LAP	1:06.173	26	44.224	1:00.000	69	48.509	1:02.198
79	35.518	1:01.439	69	37.231	1:02.181	69	40.262	1:01.723	69	45.091	1:02.869	2	51.451	1:01.985
2	36.072	1:01.222	79	39.470	1:02.220	26	42.264	1:00.706	79	47.936	1:03.474	79	54.192	1:05.036
26	36.489	1:00.814	2	40.113	1:02.309	79	42.502	1:01.724	2	48.246	1:03.550	14	54.471	1:03.828
14	37.590	1:01.450	26	40.250	1:02.029	2	42.736	1:01.315	14	49.423	1:03.930			
5	39.881	1:02.085	14	41.082	1:01.760	14	43.533	1:01.143	3	1 LAP	1:08.628			
93	41.145	1:00.019	5	43.300	1:01.687	93	44.375	59.741	93	50.130	1:03.795			
55	1 LAP	1:11.745	93	43.326	1:00.449	5	46.886	1:02.278	5	52.045	1:03.199			
			55	1 LAP	1:05.360				37	2 LAPS	1:15.275			


Pickup Truck Racing Championship

RACE 8 - LAP CHART

Lap 16			Lap 17			Lap 18		
No	Behind	Laptime	No	Behind	Laptime	No	Behind	Laptime
22		59.975	22		59.680	22		1:00.728
5	1 LAP	1:07.145	2	1 LAP	1:08.742	14	1 LAP	1:04.049
3	2 LAPS	1:09.763	79	1 LAP	1:06.848	2	1 LAP	1:04.118
98	1 LAP	1:20.154	5	1 LAP	1:05.630	54	9.632	1:01.742
37	3 LAPS	1:09.632	98	1 LAP	1:03.737	79	1 LAP	1:10.376
54	8.954	1:01.685	54	8.618	59.344	5	1 LAP	1:07.277
93	1 LAP	1:19.796	3	2 LAPS	1:08.303	98	1 LAP	1:06.313
15	18.474	1:02.949	93	1 LAP	1:04.329	7	2 LAPS	1:21.167
55	2 LAPS	1:10.646	37	3 LAPS	1:10.456	93	1 LAP	1:04.830
16	20.239	1:01.217	15	20.854	1:02.060	16	22.577	1:02.278
43	1 LAP	1:06.669	16	21.027	1:00.468	15	22.897	1:02.771
66	1 LAP	1:03.313	43	1 LAP	1:05.615	37	3 LAPS	1:11.808
63	46.872	1:02.283	55	2 LAPS	1:10.918	43	1 LAP	1:04.848
4	48.298	1:02.909	66	1 LAP	1:02.992	66	1 LAP	1:05.397
26	49.898	1:03.556	63	51.657	1:04.465	55	2 LAPS	1:10.765
69	51.822	1:03.288	4	52.047	1:03.429	63	56.888	1:05.959
14	56.470	1:01.974	26	54.267	1:04.049	4	57.252	1:05.933
7	1 LAP	1:16.561	69	56.213	1:04.071	26	58.262	1:04.723
						69	1:00.135	1:04.650

Pickup Truck Racing Championship

RACE 16 - GRID

ROW 10	43 Greg WOOD	54 Gavin SEAGER
ROW 9	3 Julian ARNOLD	55 Paul THURGOOD
ROW 8	5 Mike DOBLE	37 Neil TRESSLER
ROW 7	66 Martin HEATH	7 Tony MUMFORD
ROW 6	93 Michael SMITH	26 Paul SAUNDERS
ROW 5	22 Nic GRINDROD	16 Steve DANCE
ROW 4	15 Simon CARR	79 Mark JONES
ROW 3	4 Pete STEVENS	2 Dave BRIGGS
ROW 2	14 Damien CARR	63 Phil WHITE
ROW 1	98 Antony HAWKINS	69 Lee ROGERS
Pole		
		

Brands Hatch Indy
Circuit Length = 1.1986 miles

These results are provisional until the conclusion of any judicial and technical matters.

Clerk of Course :		Timekeeper :

Pickup Truck Racing Championship

RACE 16 - CLASSIFICATION - AMENDED

POS	NO	CL	NAME	ENTRY	LAPS	TIME	GAP	DIFF	MPH	BEST	ON
1	16		Steve DANCE	Pickup Truck	18	16:57.236			76.35	54.415	18
2	15		Simon CARR	Pickup Truck	18	16:57.545	0.309	0.309	76.33	55.232	17
3	93		Michael SMITH	Pickup Truck	18	16:57.653	0.417	0.108	76.32	54.406	16
4	54		Gavin SEAGER	Pickup Truck	18	17:00.595	3.359	2.942	76.10	54.606	15
5	14		Damien CARR	Pickup Truck	18	17:05.490	8.254	4.895	75.74	55.839	14
6	2		Dave BRIGGS	Pickup Truck	18	17:12.738	15.502	7.248	75.20	55.657	14
7	66		Martin HEATH	Pickup Truck	18	17:18.076	20.840	5.338	74.82	55.591	14
8	98		Antony HAWKINS	Pickup Truck	18	17:23.551	26.315	5.475	74.42	56.354	17
9	69		Lee ROGERS	Pickup Truck	18	17:25.737	28.501	2.186	74.27	56.598	17
10	4		Pete STEVENS	Pickup Truck	18	17:26.396	29.160	0.659	74.22	56.201	12
11	7		Tony MUMFORD	Pickup Truck	18	17:26.931	29.695	0.535	74.18	56.145	15
12	43		Greg WOOD	Pickup Truck	18	17:28.991	31.755	2.060	74.04	56.303	18
13	26		Paul SAUNDERS	Pickup Truck	18	17:32.007	34.771	3.016	73.83	55.465	18
14	5		Mike DOBLE	Pickup Truck	18	17:48.461	51.225	16.454	72.69	57.857	7
15	3		Julian ARNOLD	Pickup Truck	17	17:02.092	1 lap	1 lap	71.77	57.694	15
16	37		Neil TRESSLER	Pickup Truck	17	17:02.453	1 lap	0.361	71.74	57.438	13
17	55		Paul THURGOOD	Pickup Truck	17	17:14.309	1 lap	11.856	70.92	58.122	12
NOT CLASSIFIED											
DNF	63		Phil WHITE	Pickup Truck	14	14:04.713	4 laps	3 laps	71.51	56.380	12
DNF	22		Nic GRINDROD	Pickup Truck	1	1:02.349	17 laps	13 laps	69.20	1:02.349	1
FASTEST LAP											
	93		Michael SMITH	Pickup Truck	16	54.406		79.31 mph		127.64 kph	

Pickup No. 79 - Excluded from results - C(d)1(e) - Driving in a manner incompatible with general safety or departing from the standard of a reasonably competent Driver

Weather / Track : Cloudy / Damp

These results are provisional until the conclusion of any judicial and technical matters.

Brands Hatch Indy
Circuit Length = 1.1986 miles
Start: 14:38 End: 14:56

Clerk of Course :		Timekeeper :	
-------------------	--	--------------	--

Pickup Truck Racing Championship
RACE 16 - LAP CHART

Lap 1			Lap 2			Lap 3			Lap 4			Lap 5		
No	Behind	Laptime	No	Behind	Laptime	No	Behind	Laptime	No	Behind	Laptime	No	Behind	Laptime
14		1:01.742	14		57.875	14		57.017	14		56.544	14		56.835
98	0.031	1:01.773	98	1.421	59.265	15	2.748	58.111	15	3.487	57.283	15	2.518	55.866
69	0.557	1:02.299	15	1.654	58.133	98	3.537	59.133	98	4.878	57.885	54	5.232	56.794
22	0.607	1:02.349	69	1.813	59.131	69	3.886	59.090	54	5.273	57.564	98	6.122	58.079
2	1.061	1:02.803	2	2.153	58.967	2	3.904	58.768	69	5.312	57.970	16	6.552	57.989
15	1.396	1:03.138	16	2.363	58.320	16	4.088	58.742	16	5.398	57.854	69	6.710	58.233
16	1.918	1:03.660	54	2.982	57.622	54	4.253	58.288	2	6.283	58.923	2	6.786	57.338
63	2.140	1:03.882	63	2.989	58.724	93	4.786	58.120	63	6.495	58.171	63	6.972	57.312
79	2.194	1:03.936	79	3.305	58.986	63	4.868	58.896	79	6.662	57.966	93	7.189	57.107
93	2.619	1:04.361	93	3.683	58.939	79	5.240	58.952	93	6.917	58.675	79	7.294	57.467
54	3.235	1:04.977	4	4.911	59.477	4	6.846	58.952	4	8.029	57.727	4	8.588	57.394
4	3.309	1:05.051	66	5.697	59.358	66	7.323	58.643	66	8.416	57.637	66	9.150	57.569
26	3.908	1:05.650	5	6.522	59.937	5	8.146	58.641	5	9.951	58.349	5	11.348	58.232
66	4.214	1:05.956	43	8.835	1:00.581	43	10.859	59.041	43	12.718	58.403	43	14.187	58.304
5	4.460	1:06.202	7	8.855	1:01.102	7	12.127	1:00.289	7	14.906	59.323	7	16.535	58.464
7	5.628	1:07.370	3	11.194	1:01.720	3	15.371	1:01.194	3	19.377	1:00.550	3	22.689	1:00.147
43	6.129	1:07.871	37	12.448	1:03.327	37	17.536	1:02.105	37	21.628	1:00.636	55	25.483	1:00.528
37	6.996	1:08.738	55	13.369	1:03.242	55	17.853	1:01.501	55	21.790	1:00.481	37	26.057	1:01.264
3	7.349	1:09.091	26	23.982	1:17.949	26	25.660	58.695	26	27.065	57.949	26	27.626	57.396
55	8.002	1:09.744												

Pickup Truck Racing Championship

RACE 16 - LAP CHART

Lap 6			Lap 7			Lap 8			Lap 9			Lap 10		
No	Behind	Laptime	No	Behind	Laptime	No	Behind	Laptime	No	Behind	Laptime	No	Behind	Laptime
14		56.627	14		56.540	14		56.501	15		56.146	15		55.637
15	1.642	55.751	15	0.954	55.852	15	0.181	55.728	14	0.528	56.855	14	1.222	56.331
54	4.621	56.016	54	4.362	56.281	54	4.319	56.458	54	3.876	55.884	54	5.385	57.146
16	6.742	56.817	16	6.625	56.423	16	6.015	55.891	16	5.190	55.502	16	5.401	55.848
98	7.639	58.144	93	8.360	56.884	93	7.333	55.474	93	6.500	55.494	93	6.383	55.520
2	7.803	57.644	98	9.032	57.933	98	9.894	57.363	63	10.591	56.750	63	11.888	56.934
93	8.016	57.454	2	9.324	58.061	63	10.168	57.225	2	11.126	57.284	2	12.209	56.720
69	8.811	58.728	63	9.444	57.170	2	10.169	57.346	79	11.265	57.357	79	12.361	56.733
63	8.814	58.469	79	9.873	57.096	79	10.235	56.863	98	12.136	58.569	98	13.441	56.942
79	9.317	58.650	69	9.994	57.723	4	11.362	57.013	4	12.413	57.378	4	13.504	56.728
4	9.991	58.030	4	10.850	57.399	69	11.421	57.928	66	12.891	57.522	66	14.006	56.752
66	10.218	57.695	66	11.157	57.479	66	11.696	57.040	69	13.475	58.381	69	14.794	56.956
5	12.761	58.040	5	14.078	57.857	5	16.028	58.451	5	17.941	58.240	5	20.387	58.083
43	15.481	57.921	43	16.585	57.644	43	18.071	57.987	43	19.016	57.272	43	20.875	57.496
7	18.029	58.121	7	19.609	58.120	7	20.510	57.402	7	21.246	57.063	7	22.232	56.623
3	26.359	1:00.297	26	28.568	56.874	26	28.733	56.666	26	29.471	57.065	26	30.777	56.943
26	28.234	57.235	3	30.511	1:00.692	3	34.047	1:00.037	3	36.962	59.242	3	40.476	59.151
55	29.499	1:00.643	55	33.649	1:00.690	55	36.984	59.836	55	39.821	59.164	55	42.746	58.562
37	30.214	1:00.784	37	33.750	1:00.076	37	37.301	1:00.052	37	39.949	58.975	37	42.875	58.563

Pickup Truck Racing Championship
RACE 16 - LAP CHART

Lap 11			Lap 12			Lap 13			Lap 14			Lap 15		
No	Behind	Laptime	No	Behind	Laptime	No	Behind	Laptime	No	Behind	Laptime	No	Behind	Laptime
15		55.961	15		55.417	15		55.979	15		55.391	15		55.722
14	1.759	56.498	14	2.685	56.343	14	2.935	56.229	14	3.383	55.839	55	1 LAP	1:00.739
16	5.664	56.224	16	5.310	55.063	16	4.453	55.122	16	3.773	54.711	16	3.632	55.581
54	6.128	56.704	93	5.681	54.963	93	4.735	55.033	93	3.995	54.651	93	3.863	55.590
93	6.135	55.713	54	7.377	56.666	54	6.757	55.359	54	6.132	54.766	14	4.422	56.761
63	12.660	56.733	63	13.623	56.380	2	14.431	56.098	2	14.697	55.657	54	5.016	54.606
79	13.069	56.669	79	13.686	56.034	66	18.490	58.177	66	18.690	55.591	2	14.758	55.783
2	13.117	56.869	2	14.312	56.612	4	20.988	1:01.816	4	22.702	57.105	66	18.975	56.007
98	14.316	56.836	4	15.151	56.201	98	21.176	1:00.127	98	23.031	57.246	4	23.655	56.675
4	14.367	56.824	66	16.292	56.885	69	21.783	1:00.340	69	23.492	57.100	98	24.190	56.881
66	14.824	56.779	98	17.028	58.129	7	26.239	57.581	7	27.573	56.725	69	24.703	56.933
69	15.586	56.753	69	17.422	57.253	43	26.690	58.551	43	28.464	57.165	7	27.996	56.145
43	22.644	57.730	43	24.118	56.891	63	28.265	1:10.621	26	34.578	57.295	43	29.467	56.725
7	22.840	56.569	7	24.637	57.214	5	30.879	59.432	5	35.334	59.846	26	34.799	55.943
5	22.950	58.524	5	27.426	59.893	26	32.674	57.007	63	50.320	1:17.446	5	39.882	1:00.270
26	31.279	56.463	26	31.646	55.784	3	49.450	58.743	3	52.392	58.333	3	54.364	57.694
3	43.386	58.871	3	46.686	58.717	37	50.067	57.438	37	52.522	57.846	37	54.584	57.784
37	46.221	59.307	37	48.608	57.804	55	52.592	59.014						
55	46.852	1:00.067	55	49.557	58.122									

Pickup Truck Racing Championship
RACE 16 - LAP CHART

Lap 16			Lap 17			Lap 18		
No	Behind	Laptime	No	Behind	Laptime	No	Behind	Laptime
15		55.373	15		55.232	16		54.415
16	2.748	54.489	16	2.101	54.585	15	0.309	56.825
93	2.896	54.406	93	2.313	54.649	93	0.417	54.620
54	4.565	54.922	3	1 LAP	59.253	54	3.359	55.862
14	5.590	56.541	37	1 LAP	59.248	3	1 LAP	58.360
55	1 LAP	1:02.307	54	4.013	54.680	37	1 LAP	58.506
2	15.485	56.100	14	7.170	56.812	14	8.254	57.600
66	19.519	55.917	55	1 LAP	58.909	2	15.502	55.996
4	24.706	56.424	2	16.022	55.769	55	1 LAP	1:00.760
98	25.311	56.494	66	20.010	55.723	66	20.840	57.346
69	26.455	57.125	98	26.433	56.354	98	26.315	56.398
7	28.794	56.171	4	27.395	57.921	69	28.501	57.196
43	30.581	56.487	69	27.821	56.598	4	29.160	58.281
26	35.507	56.081	7	30.032	56.470	7	29.695	56.179
5	44.353	59.844	43	31.968	56.619	43	31.755	56.303
			26	35.822	55.547	26	34.771	55.465
			5	47.728	58.607	5	51.225	1:00.013