



NATIONAL CHAMPIONSHIP RACE MEETING

Croft

11th & 12th July 2009



Results Provided by Timing Solutions Ltd
www.tsl-timing.com

Bookatrack.com Caterham Graduate Championship (Classic Grads)
QUALIFYING - RACE 3 - CLASSIFICATION

POS	NO	CL	NAME	ENTRY	TIME	ON	LAPS	GAP	DIFF	MPH
1	73		Charles FITZHUGH	Caterham 7	1:43.180	3	8			74.14
2	71		Graeme SMITH	Caterham 7	1:44.085	6	8	0.905	0.905	73.49
3	72		Adam BETTINSON	Caterham 7	1:44.191	6	8	1.011	0.106	73.42
4	99		Jennifer GRACE	Caterham 7	1:44.290	4	8	1.110	0.099	73.35
5	75		Flick HAIGH	Caterham 7	1:44.437	5	5	1.257	0.147	73.25
6	92		William SHIRTCLIFFE	Caterham 7	1:44.757	6	8	1.577	0.320	73.02
7	80		Trevor NEWMAN	Caterham 7	1:44.930	3	8	1.750	0.173	72.90
8	90		Andrew SAGAR	Caterham 7	1:45.386	7	8	2.206	0.456	72.59
9	93		Daniel MALKIN	Caterham 7	1:45.857	7	8	2.677	0.471	72.26
10	81		John PARKER	Caterham 7	1:45.996	4	7	2.816	0.139	72.17
11	96		Stu THOMPSON	Caterham 7	1:46.093	3	7	2.913	0.097	72.10
12	97		Justin COX	Caterham 7	1:46.272	8	8	3.092	0.179	71.98
13	83		Colin ROTHWELL	Caterham 7	1:46.492	8	8	3.312	0.220	71.83
14	79		Trevor HARBER	Caterham 7	1:46.520	1	8	3.340	0.028	71.81
15	77		Pete CANNARD	Caterham 7	1:47.774	5	8	4.594	1.254	70.98
16	76		Sheila MARSHALL	Caterham 7	1:49.924	1	7	6.744	2.150	69.59

Car No 96 needs a working transponder please.

Weather / Track : Sunny / Dry

These results are provisional until the conclusion of any judicial and technical matters.

Croft
 Circuit Length = 2.1250 miles
 Start: 09:30 End: 09:48

Clerk of Course :		Timekeeper :
-------------------	--	--------------

Bookatrack.com Caterham Graduate Championship (Classic Grads)

QUALIFYING - RACE 3 - LAP ANALYSIS

71	Graeme SMITH		Caterham 7				
1 -	1:46.066 P	+ 1.981	9:34:25.603	5 -	1:44.199	+ 0.114	9:42:16.797
2 -	2:34.589	+ 50.504	9:37:00.192	6 -	1:44.085		9:44:00.882
3 -	1:47.288	+ 3.203	9:38:47.480	7 -	1:44.873	+ 0.788	9:45:45.755
4 -	1:45.118	+ 1.033	9:40:32.598	8 -	1:45.286	+ 1.201	9:47:31.041
72	Adam BETTINSON		Caterham 7				
1 -	1:45.331	+ 1.140	9:34:34.798	5 -	1:44.406	+ 0.215	9:41:34.642
2 -	1:45.625	+ 1.434	9:36:20.423	6 -	1:44.191		9:43:18.833
3 -	1:45.159	+ 0.968	9:38:05.582	7 -	1:46.687	+ 2.496	9:45:05.520
4 -	1:44.654	+ 0.463	9:39:50.236	8 -	1:44.348	+ 0.157	9:46:49.868
73	Charles FITZHUGH		Caterham 7				
1 -	1:45.040	+ 1.860	9:34:53.669	5 -	1:44.151	+ 0.971	9:41:47.662
2 -	1:43.445	+ 0.265	9:36:37.114	6 -	1:50.337	+ 7.157	9:43:37.999
3 -	1:43.180		9:38:20.294	7 -	1:51.938	+ 8.758	9:45:29.937
4 -	1:43.217	+ 0.037	9:40:03.511	8 -	1:46.155	+ 2.975	9:47:16.092
75	Flick HAIGH		Caterham 7				
1 -	1:45.160	+ 0.723	9:34:35.453	4 -	1:44.905	+ 0.468	9:39:50.993
2 -	1:45.234	+ 0.797	9:36:20.687	5 -	1:44.437		9:41:35.430
3 -	1:45.401	+ 0.964	9:38:06.088				
76	Sheila MARSHALL		Caterham 7				
1 -	1:49.924		9:34:53.527	5 -	1:52.060	+ 2.136	9:42:17.935
2 -	1:50.984	+ 1.060	9:36:44.511	6 -	1:50.504	+ 0.580	9:44:08.439
3 -	1:50.696	+ 0.772	9:38:35.207	7 -	1:51.851	+ 1.927	9:46:00.290
4 -	1:50.668	+ 0.744	9:40:25.875				
77	Pete CANNARD		Caterham 7				
1 -	1:50.290	+ 2.516	9:34:54.634	5 -	1:47.774		9:42:08.304
2 -	1:49.879	+ 2.105	9:36:44.513	6 -	1:47.776	+ 0.002	9:43:56.080
3 -	1:48.172	+ 0.398	9:38:32.685	7 -	1:49.758	+ 1.984	9:45:45.838
4 -	1:47.845	+ 0.071	9:40:20.530	8 -	1:48.950	+ 1.176	9:47:34.788
79	Trevor HARBUR		Caterham 7				
1 -	1:46.520		9:34:37.817	5 -	1:52.942	+ 6.422	9:41:51.935
2 -	1:47.381	+ 0.861	9:36:25.198	6 -	1:46.828	+ 0.308	9:43:38.763
3 -	1:46.529	+ 0.009	9:38:11.727	7 -	1:46.545	+ 0.025	9:45:25.308
4 -	1:47.266	+ 0.746	9:39:58.993	8 -	1:48.206	+ 1.686	9:47:13.514
80	Trevor NEWMAN		Caterham 7				
1 -	1:47.275	+ 2.345	9:34:49.187	5 -	1:45.068	+ 0.138	9:41:56.788
2 -	1:45.815	+ 0.885	9:36:35.002	6 -	1:47.252	+ 2.322	9:43:44.040
3 -	1:44.930		9:38:19.932	7 -	1:45.898	+ 0.968	9:45:29.938
4 -	1:51.788	+ 6.858	9:40:11.720	8 -	1:45.179	+ 0.249	9:47:15.117
81	John PARKER		Caterham 7				
1 -	1:46.292	+ 0.296	9:36:56.039	5 -	1:47.406	+ 1.410	9:44:02.100
2 -	1:46.274	+ 0.278	9:38:42.313	6 -	1:46.027	+ 0.031	9:45:48.127
3 -	1:46.385	+ 0.389	9:40:28.698	7 -	1:47.597 P	+ 1.601	9:47:35.724
4 -	1:45.996		9:42:14.694				
83	Colin ROTHWELL		Caterham 7				
1 -	1:49.797	+ 3.305	9:34:42.921	5 -	1:48.529	+ 2.037	9:41:55.829
2 -	1:48.539	+ 2.047	9:36:31.460	6 -	1:47.914	+ 1.422	9:43:43.743
3 -	1:47.207	+ 0.715	9:38:18.667	7 -	1:48.711	+ 2.219	9:45:32.454
4 -	1:48.633	+ 2.141	9:40:07.300	8 -	1:46.492		9:47:18.946
90	Andrew SAGAR		Caterham 7				
1 -	1:47.283	+ 1.897	9:34:43.582	5 -	1:47.312	+ 1.926	9:41:56.141
2 -	1:46.075	+ 0.689	9:36:29.657	6 -	1:54.547	+ 9.161	9:43:50.688

Croft
 Circuit Length = 2.1250 miles
 Start: 09:30 End: 09:48

Weather / Track : Sunny / Dry

Bookatrack.com Caterham Graduate Championship (Classic Grads)

QUALIFYING - RACE 3 - LAP ANALYSIS


3 -	1:53.339	+ 7.953	9:38:22.996	7 -	1:45.386		9:45:36.074
4 -	1:45.833	+ 0.447	9:40:08.829	8 -	1:46.668	+ 1.282	9:47:22.742
92	William SHIRTCLIFFE		Caterham 7				
1 -	1:52.567	+ 7.810	9:34:47.272	5 -	1:48.943	+ 4.186	9:42:00.231
2 -	1:45.165	+ 0.408	9:36:32.437	6 -	1:44.757		9:43:44.988
3 -	1:46.622	+ 1.865	9:38:19.059	7 -	1:45.916	+ 1.159	9:45:30.904
4 -	1:52.229	+ 7.472	9:40:11.288	8 -	1:46.004	+ 1.247	9:47:16.908
93	Daniel MALKIN		Caterham 7				
1 -	1:46.665	+ 0.808	9:34:49.333	5 -	1:45.928	+ 0.071	9:41:54.035
2 -	1:46.598	+ 0.741	9:36:35.931	6 -	1:46.361	+ 0.504	9:43:40.396
3 -	1:45.950	+ 0.093	9:38:21.881	7 -	1:45.857		9:45:26.253
4 -	1:46.226	+ 0.369	9:40:08.107	8 -	1:46.195	+ 0.338	9:47:12.448
96	Stu THOMPSON		Caterham 7				
1 -	1:47.033	+ 0.940	9:36:28.970	5 -	1:46.631	+ 0.538	9:43:36.061
2 -	1:47.299	+ 1.206	9:38:16.269	6 -	1:46.318	+ 0.225	9:45:22.379
3 -	1:46.093		9:40:02.362	7 -	2:05.949	+ 19.856	9:47:28.328
4 -	1:47.068	+ 0.975	9:41:49.430				
97	Justin COX		Caterham 7				
1 -	1:49.191	+ 2.919	9:34:37.359	5 -	1:47.911	+ 1.639	9:41:47.337
2 -	1:48.906	+ 2.634	9:36:26.265	6 -	1:47.328	+ 1.056	9:43:34.665
3 -	1:46.414	+ 0.142	9:38:12.679	7 -	1:46.289	+ 0.017	9:45:20.954
4 -	1:46.747	+ 0.475	9:39:59.426	8 -	1:46.272		9:47:07.226
99	Jennifer GRACE		Caterham 7				
1 -	1:51.252	+ 6.962	9:34:44.865	5 -	1:46.539	+ 2.249	9:41:47.462
2 -	1:46.273	+ 1.983	9:36:31.138	6 -	1:46.054	+ 1.764	9:43:33.516
3 -	1:45.495	+ 1.205	9:38:16.633	7 -	1:45.862	+ 1.572	9:45:19.378
4 -	1:44.290		9:40:00.923	8 -	1:46.248	+ 1.958	9:47:05.626

Bookatrack.com Caterham Graduate Championship (Classic Grads)

RACE 3 - GRID

ROW 8	1:47.774 77 Pete CANNARD	1:49.924 76 Sheila MARSHALL
ROW 7	1:46.492 83 Colin ROTHWELL	1:46.520 79 Trevor HARBER
ROW 6	1:46.093 96 Stu THOMPSON	1:46.272 97 Justin COX
ROW 5	1:45.857 93 Daniel MALKIN	1:45.996 81 John PARKER
ROW 4	1:44.930 80 Trevor NEWMAN	1:45.386 90 Andrew SAGAR
ROW 3	1:44.437 75 Flick HAIGH	1:44.757 92 William SHIRTCLIFFE
ROW 2	1:44.191 72 Adam BETTINSON	1:44.290 99 Jennifer GRACE
ROW 1	1:43.180 73 Charles FITZHUGH	1:44.085 71 Graeme SMITH

Pole



Croft
Circuit Length = 2.1250 miles

These results are provisional until the conclusion of any judicial and technical matters.

Clerk of Course :		Timekeeper :
-------------------	--	--------------

Bookatrack.com Caterham Graduate Championship (Classic Grads)

RACE 3 - CLASSIFICATION

POS	NO	CL	NAME	ENTRY	LAPS	TIME	GAP	DIFF	MPH	BEST	ON
1	73		Charles FITZHUGH	Caterham 7	12	21:08.226			72.38	1:44.555	2
2	71		Graeme SMITH	Caterham 7	12	21:09.679	1.453	1.453	72.30	1:44.364	2
3	75		Flick HAIGH	Caterham 7	12	21:09.800	1.574	0.121	72.29	1:44.276	3
4	72		Adam BETTINSON	Caterham 7	12	21:09.985	1.759	0.185	72.28	1:42.932	12
5	92		William SHIRTCLIFFE	Caterham 7	12	21:16.312	8.086	6.327	71.92	1:44.149	3
6	80		Trevor NEWMAN	Caterham 7	12	21:22.537	14.311	6.225	71.57	1:44.771	9
7	93		Daniel MALKIN	Caterham 7	12	21:33.810	25.584	11.273	70.95	1:45.465	2
8	90		Andrew SAGAR	Caterham 7	12	21:34.334	26.108	0.524	70.92	1:45.018	9
9	81		John PARKER	Caterham 7	12	21:35.510	27.284	1.176	70.86	1:46.226	6
10	99		Jennifer GRACE	Caterham 7	12	21:35.984	27.758	0.474	70.83	1:45.040	2
11	79		Trevor HARBER	Caterham 7	12	21:36.273	28.047	0.289	70.81	1:45.930	10
12	83		Colin ROTHWELL	Caterham 7	12	21:36.974	28.748	0.701	70.78	1:46.095	9
13	96		Stu THOMPSON	Caterham 7	12	21:37.321	29.095	0.347	70.76	1:46.281	2
14	97		Justin COX	Caterham 7	12	21:37.531	29.305	0.210	70.75	1:46.042	9
15	76		Sheila MARSHALL	Caterham 7	12	22:35.399	1:27.173	57.868	67.73	1:50.902	2
NOT CLASSIFIED											
DNF	77		Pete CANNARD	Caterham 7	10	18:04.426	2 laps	2 laps	70.54	1:46.247	10
FASTEST LAP											
	72		Adam BETTINSON	Caterham 7	12	1:42.932			74.32 mph	119.60 kph	

Weather / Track : Sunny / Dry

These results are provisional until the conclusion of any judicial and technical matters.

Croft
Circuit Length = 2.1250 miles
Start: 13:54 End: 14:17

Clerk of Course :

Timekeeper :

Bookatrack.com Caterham Graduate Championship (Classic Grads)

RACE 3 - LAP CHART

Lap 1			Lap 2			Lap 3			Lap 4			Lap 5		
No	Behind	Laptime	No	Behind	Laptime	No	Behind	Laptime	No	Behind	Laptime	No	Behind	Laptime
73		1:50.357	73		1:44.555	73		1:44.788	71		1:45.244	71		1:45.423
71	1.122	1:51.479	71	0.931	1:44.364	71	0.709	1:44.566	73	0.256	1:46.209	73	0.097	1:45.264
75	1.669	1:52.026	75	1.587	1:44.473	75	1.075	1:44.276	75	0.673	1:45.551	92	0.559	1:44.474
92	1.946	1:52.303	92	2.039	1:44.648	92	1.400	1:44.149	72	1.042	1:44.884	72	0.683	1:45.064
72	2.461	1:52.818	72	2.775	1:44.869	72	2.111	1:44.124	92	1.508	1:46.061	75	1.143	1:45.893
99	4.471	1:54.828	99	4.956	1:45.040	99	6.800	1:46.632	93	8.384	1:47.127	93	9.781	1:46.820
93	5.122	1:55.479	93	6.032	1:45.465	93	7.210	1:45.966	99	9.106	1:48.259	99	10.095	1:46.412
96	5.398	1:55.755	96	7.124	1:46.281	96	9.215	1:46.879	81	12.055	1:47.707	80	12.890	1:45.397
81	6.461	1:56.818	81	8.273	1:46.367	81	10.301	1:46.816	96	12.214	1:48.952	81	13.795	1:47.163
97	6.919	1:57.276	90	8.402	1:45.945	90	11.770	1:48.156	80	12.916	1:46.119	90	14.622	1:46.283
90	7.012	1:57.369	97	9.012	1:46.648	97	12.659	1:48.435	90	13.762	1:47.945	96	15.001	1:48.210
79	8.000	1:58.357	80	9.634	1:44.911	80	12.750	1:47.904	97	14.209	1:47.503	79	16.310	1:47.036
77	8.612	1:58.969	79	10.293	1:46.848	79	13.129	1:47.624	79	14.697	1:47.521	97	16.789	1:48.003
80	9.278	1:59.635	77	11.049	1:46.992	77	13.719	1:47.458	77	15.097	1:47.331	77	17.322	1:47.648
83	10.423	2:00.780	83	12.779	1:46.911	83	14.955	1:46.964	83	15.843	1:46.841	83	18.011	1:47.591
76	11.787	2:02.144	76	18.134	1:50.902	76	25.528	1:52.182	76	31.658	1:52.083	76	38.165	1:51.930

Bookatrack.com Caterham Graduate Championship (Classic Grads)

RACE 3 - LAP CHART

Lap 6			Lap 7			Lap 8			Lap 9			Lap 10		
No	Behind	Laptime	No	Behind	Laptime	No	Behind	Laptime	No	Behind	Laptime	No	Behind	Laptime
73		1:45.116	73		1:45.003	73		1:45.499	73		1:44.694	71		1:45.135
72	1.114	1:45.644	72	0.577	1:44.466	71	0.541	1:44.392	71	1.062	1:45.215	73	0.246	1:46.443
71	1.857	1:47.070	71	1.648	1:44.794	75	0.949	1:44.592	75	1.345	1:45.090	75	0.458	1:45.310
92	2.238	1:46.892	75	1.856	1:44.389	92	4.869	1:46.392	72	6.785	1:45.174	72	5.630	1:45.042
75	2.470	1:46.540	92	3.976	1:46.741	72	6.305	1:51.227	92	7.185	1:47.010	92	6.467	1:45.479
93	11.922	1:47.354	80	14.384	1:46.381	80	14.231	1:45.346	80	14.308	1:44.771	80	13.501	1:45.390
99	12.564	1:47.682	93	14.978	1:48.059	93	16.863	1:47.384	99	18.597	1:45.411	90	19.744	1:46.612
80	13.006	1:45.329	99	15.331	1:47.770	99	17.880	1:48.048	93	18.833	1:46.664	99	20.501	1:48.101
81	14.808	1:46.226	90	18.374	1:48.194	90	19.005	1:46.130	90	19.329	1:45.018	93	21.106	1:48.470
90	15.183	1:45.774	96	18.806	1:47.181	96	20.355	1:47.048	96	22.161	1:46.500	96	22.644	1:46.680
96	16.628	1:46.840	81	20.113	1:50.308	81	21.189	1:46.575	81	23.209	1:46.714	81	23.694	1:46.682
79	18.307	1:47.210	79	21.481	1:48.177	79	22.810	1:46.828	79	24.084	1:45.968	79	23.817	1:45.930
83	19.395	1:46.597	83	22.294	1:47.902	83	24.047	1:47.252	83	25.448	1:46.095	83	25.584	1:46.333
97	19.841	1:48.265	97	22.693	1:47.855	97	24.365	1:47.171	97	25.713	1:46.042	97	26.038	1:46.522
77	20.379	1:48.270	77	23.022	1:47.646	77	24.608	1:47.085	77	26.694	1:46.780	77	26.744	1:46.247
76	45.947	1:52.995	76	53.471	1:52.527	76	59.664	1:51.692	76	1:06.849	1:51.879	76	1:13.235	1:52.583


Bookatrack.com Caterham Graduate Championship (Classic Grads)

RACE 3 - LAP CHART

Lap 11			Lap 12		
No	Behind	Laptime	No	Behind	Laptime
73		1:44.673	73		1:45.625
71	1.513	1:46.432	71	1.453	1:45.565
75	1.659	1:46.120	75	1.574	1:45.540
72	4.452	1:43.741	72	1.759	1:42.932
92	6.201	1:44.653	92	8.086	1:47.510
80	13.998	1:45.416	80	14.311	1:45.938
90	24.018	1:49.193	93	25.584	1:46.231
93	24.978	1:48.791	90	26.108	1:47.715
81	25.355	1:46.580	81	27.284	1:47.554
79	25.547	1:46.649	99	27.758	1:47.550
99	25.833	1:50.251	79	28.047	1:48.125
83	27.826	1:47.161	83	28.748	1:46.547
96	28.076	1:50.351	96	29.095	1:46.644
97	28.675	1:47.556	97	29.305	1:46.255
76	1:20.831	1:52.515	76	1:27.173	1:51.967

Bookatrack.com Caterham Graduate Championship (Classic Grads)

RACE 10 - GRID

ROW 8	1:47.776 77 Pete CANNARD	76 Andy McMILLAN
ROW 7	1:46.529 79 Trevor HARBER	1:47.207 83 Colin ROTHWELL
ROW 6	1:46.289 97 Justin COX	1:46.318 96 Stu THOMPSON
ROW 5	1:45.928 93 Daniel MALKIN	1:46.027 81 John PARKER
ROW 4	1:45.495 99 Jennifer GRACE	1:45.833 90 Andrew SAGAR
ROW 3	1:45.068 80 Trevor NEWMAN	1:45.165 92 William SHIRTCLIFFE
ROW 2	1:44.348 72 Adam BETTINSON	1:44.905 75 Flick HAIGH
ROW 1	1:43.217 73 Charles FITZHUGH	1:44.199 71 Graeme SMITH
Pole		
		

Croft
Circuit Length = 2.1250 miles

These results are provisional until the conclusion of any judicial and technical matters.

Clerk of Course :		Timekeeper :
-------------------	--	--------------

Bookatrack.com Caterham Graduate Championship (Classic Grads)

RACE 10 - CLASSIFICATION

POS	NO	CL	NAME	ENTRY	LAPS	TIME	GAP	DIFF	MPH	BEST	ON
1	80		Trevor NEWMAN	Caterham 7	12	21:09.970			72.28	1:43.817	7
2	71		Graeme SMITH	Caterham 7	12	21:11.001	1.031	1.031	72.22	1:43.835	10
3	72		Adam BETTINSON	Caterham 7	12	21:11.169	1.199	0.168	72.21	1:43.376	7
4	73		Charles FITZHUGH	Caterham 7	12	21:11.603	1.633	0.434	72.19	1:44.317	7
5	75		Flick HAIGH	Caterham 7	12	21:22.022	12.052	10.419	71.60	1:44.643	10
6	79		Trevor HARBER	Caterham 7	12	21:30.904	20.934	8.882	71.11	1:45.162	11
7	99		Jennifer GRACE	Caterham 7	12	21:30.909	20.939	0.005	71.11	1:45.802	2
8	93		Daniel MALKIN	Caterham 7	12	21:36.396	26.426	5.487	70.81	1:45.792	9
9	97		Justin COX	Caterham 7	12	21:41.922	31.952	5.526	70.51	1:46.437	3
10	90		Andrew SAGAR	Caterham 7	12	21:45.758	35.788	3.836	70.30	1:45.938	5
11	96		Stu THOMPSON	Caterham 7	12	21:48.331	38.361	2.573	70.16	1:46.154	5
12	77		Pete CANNARD	Caterham 7	12	21:48.595	38.625	0.264	70.15	1:46.457	5
13	81		John PARKER	Caterham 7	12	21:57.352	47.382	8.757	69.68	1:47.741	4
14	83		Colin ROTHWELL	Caterham 7	12	22:30.323	1:20.353	32.971	67.98	1:46.428	5
15	92		William SHIRTCLIFFE	Caterham 7	12	22:37.116	1:27.146	6.793	67.64	1:44.872	2
NOT CLASSIFIED											
DNF	76		Andy McMILLAN	Caterham 7	7	12:50.652	5 laps	5 laps	69.48	1:44.427	4
FASTEST LAP											
	72		Adam BETTINSON	Caterham 7	7	1:43.376			74.00 mph	119.09 kph	

Weather / Track : Cloudy / Damp

These results are provisional until the conclusion of any judicial and technical matters.

Croft
Circuit Length = 2.1250 miles
Start: 13:11 End: 13:34

Clerk of Course :

Timekeeper :

Bookatrack.com Caterham Graduate Championship (Classic Grads)

RACE 10 - LAP CHART

Lap 1			Lap 2			Lap 3			Lap 4			Lap 5		
No	Behind	Laptime	No	Behind	Laptime	No	Behind	Laptime	No	Behind	Laptime	No	Behind	Laptime
73		1:51.691	73		1:45.344	73		1:45.397	75		1:44.686	75		1:44.715
75	0.177	1:51.868	75	0.373	1:45.540	75	0.375	1:45.399	73	0.712	1:45.773	73	0.844	1:44.847
71	0.881	1:52.572	71	1.030	1:45.493	71	1.044	1:45.411	71	1.487	1:45.504	72	2.002	1:44.975
72	1.390	1:53.081	72	1.203	1:45.157	72	1.243	1:45.437	72	1.742	1:45.560	71	2.253	1:45.481
92	2.230	1:53.921	92	1.758	1:44.872	92	1.614	1:45.253	92	1.951	1:45.398	92	2.484	1:45.248
76	2.790	1:54.481	80	2.628	1:44.748	80	2.922	1:45.691	80	2.353	1:44.492	76	2.907	1:44.978
80	3.224	1:54.915	76	2.767	1:45.321	76	3.278	1:45.908	76	2.644	1:44.427	80	3.156	1:45.518
99	3.808	1:55.499	99	4.266	1:45.802	99	5.805	1:46.936	99	7.557	1:46.813	99	9.018	1:46.176
93	4.353	1:56.044	90	6.840	1:47.348	97	8.382	1:46.437	97	10.335	1:47.014	97	12.152	1:46.532
90	4.836	1:56.527	97	7.342	1:47.668	93	9.610	1:46.555	90	11.573	1:46.644	90	12.796	1:45.938
97	5.018	1:56.709	93	8.452	1:49.443	90	9.990	1:48.547	79	12.300	1:46.789	79	13.079	1:45.494
96	6.713	1:58.404	79	9.854	1:47.841	79	10.572	1:46.115	93	15.098	1:50.549	93	16.579	1:46.196
81	7.213	1:58.904	96	10.531	1:49.162	96	11.687	1:46.553	96	15.355	1:48.729	96	16.794	1:46.154
79	7.357	1:59.048	81	10.954	1:49.085	83	13.482	1:47.386	83	15.980	1:47.559	83	17.693	1:46.428
83	8.795	2:00.486	83	11.493	1:48.042	81	13.942	1:48.385	81	16.622	1:47.741	77	18.618	1:46.457
77	9.061	2:00.752	77	11.871	1:48.154	77	14.074	1:47.600	77	16.876	1:47.863	81	20.448	1:48.541

Bookatrack.com Caterham Graduate Championship (Classic Grads)

RACE 10 - LAP CHART

Lap 6			Lap 7			Lap 8			Lap 9			Lap 10		
No	Behind	Laptime	No	Behind	Laptime	No	Behind	Laptime	No	Behind	Laptime	No	Behind	Laptime
75		1:44.733	73		1:44.317	75		1:45.509	75		1:44.852	75		1:44.643
73	0.838	1:44.727	75	0.366	1:45.521	72	0.060	1:45.283	72	0.795	1:45.587	71	0.720	1:43.835
72	2.431	1:45.162	72	0.652	1:43.376	73	0.585	1:46.460	71	1.528	1:45.449	72	0.961	1:44.809
71	2.542	1:45.022	71	1.820	1:44.433	71	0.931	1:44.986	80	1.981	1:45.192	80	1.925	1:44.587
80	4.332	1:45.909	80	2.994	1:43.817	80	1.641	1:44.522	73	2.632	1:46.899	73	2.319	1:44.330
99	11.220	1:46.935	99	12.967	1:46.902	99	14.120	1:47.028	99	16.930	1:47.662	99	18.843	1:46.556
97	14.191	1:46.772	79	16.170	1:46.623	79	17.285	1:46.990	79	19.076	1:46.643	79	20.628	1:46.195
90	14.430	1:46.367	90	16.705	1:47.430	90	17.872	1:47.042	90	19.550	1:46.530	90	21.794	1:46.887
79	14.702	1:46.356	97	17.430	1:48.394	97	18.364	1:46.809	97	20.212	1:46.700	93	22.618	1:46.054
92	17.381	1:59.630 P	93	20.230	1:46.316	93	20.267	1:45.912	93	21.207	1:45.792	97	22.801	1:47.232
76	19.065	2:00.891	83	23.466	1:47.843	96	26.173	1:48.003	77	29.830	1:48.160	96	35.346	1:49.672
93	19.069	1:47.223	96	24.045	1:48.678	77	26.522	1:48.194	96	30.317	1:48.996	77	35.540	1:50.353
96	20.522	1:48.461	77	24.203	1:47.757	81	30.744	1:49.399	81	35.431	1:49.539	81	39.785	1:48.997
83	20.778	1:47.818	81	27.220	1:48.351	83	40.097	2:02.506	83	51.535	1:56.290	83	1:01.441	1:54.549
77	21.601	1:47.716	76	28.556	1:54.646 P	92	1:27.414	1:45.532	92	1:27.891	1:45.329	92	1:28.551	1:45.303
81	24.024	1:48.309	92	1:27.757	2:55.531 P									

Bookatrack.com Caterham Graduate Championship (Classic Grads)

RACE 10 - LAP CHART

Lap 11			Lap 12		
No	Behind	Laptime	No	Behind	Laptime
75		1:46.231	80		1:45.413
72	0.315	1:45.585	71	1.031	1:45.816
80	0.860	1:45.166	72	1.199	1:47.157
71	1.488	1:46.999	73	1.633	1:45.804
73	2.102	1:46.014	75	12.052	1:58.325
99	19.116	1:46.504	79	20.934	1:47.648
79	19.559	1:45.162	99	20.939	1:48.096
93	25.982	1:49.595	93	26.426	1:46.717
97	30.899	1:54.329	97	31.952	1:47.326
90	35.054	1:59.491	90	35.788	1:47.007
77	37.460	1:48.151	96	38.361	1:46.824
96	37.810	1:48.695	77	38.625	1:47.438
81	42.775	1:49.221	81	47.382	1:50.880
83	1:10.473	1:55.263	83	1:20.353	1:56.153
92	1:27.905	1:45.585	92	1:27.146	1:45.514

Legend Cars Championship

QUALIFYING - CLASSIFICATION

POS	NO	CL	NAME	ENTRY	TIME	ON	LAPS	GAP	DIFF	MPH
1	1		John Jon HIGGINS	Legend Ford Coupe	1:36.740	2	7			79.07
2	12		Stephen TREHERNE	Legend Ford	1:37.211	4	7	0.471	0.471	78.69
3	2		Lee FITZPATRICK	Legend Ford Coupe	1:37.775	6	8	1.035	0.564	78.24
4	3		Ross MARSHALL	Legend Ford Coupe	1:38.004	6	7	1.264	0.229	78.05
5	11		Simon BELCHER	Legend 1934 Ford Coupe	1:38.428	2	8	1.688	0.424	77.72
6	24		Matthew PAPE	Legend Ford 34 Coupe	1:38.751	5	8	2.011	0.323	77.46
7	19		Lawrence DAVEY	Legend Ford Coupe	1:39.860	5	8	3.120	1.109	76.60
8	69		Gerard McCOSH	Legend 34 Ford Coupe	1:40.858	4	8	4.118	0.998	75.85
9	32		Peter MORTON	Legend Ford Coupe	1:41.106	6	8	4.366	0.248	75.66
10	16		Richard POCKLINGTON	Legend Ford Coupe 34	1:41.285	6	7	4.545	0.179	75.53
11	8		Nick BRACE	Legend Ford Coupe	1:41.330	1	6	4.590	0.045	75.49
12	55		Ben POWER	Legend Ford Coupe	1:41.748	6	8	5.008	0.418	75.18
13	77		Robin WEBB	Legend Chevy Sedan	1:42.538	4	8	5.798	0.790	74.60
14	4		Darren GAULTON	Legend Ford	1:43.094	1	5	6.354	0.556	74.20
15	43		Mick MERCER	Legend 37 Ford Sedan	1:45.169	4	8	8.429	2.075	72.74
16	7		Alasdair GAULD	Legend Ford Coupe	1:47.697	6	7	10.957	2.528	71.03
17	17		John HILBERY	Legend Ford	1:51.180	7	7	14.440	3.483	68.80
18	99		Brian COOKE	Legend Ford	3:30.093	1	3	1:53.353	1:38.913	36.41

Weather / Track : Sunny / Dry

These results are provisional until the conclusion of any judicial and technical matters.

Croft
Circuit Length = 2.1250 miles
Start: 09:54 End: 10:11

Clerk of Course :

Timekeeper :

Legend Cars Championship

QUALIFYING - LAP ANALYSIS

1	John Jon HIGGINS Legend Ford Coupe						
1 -	1:37.008	+ 0.268	9:58:31.070	5 -	1:37.716 P	+ 0.976	10:04:59.735
2 -	1:36.740		10:00:07.810	6 -	2:28.267	+ 51.527	10:07:28.002
3 -	1:37.131	+ 0.391	10:01:44.941	7 -	1:56.038 P	+ 19.298	10:09:24.040
4 -	1:37.078	+ 0.338	10:03:22.019				
2	Lee FITZPATRICK Legend Ford Coupe						
1 -	1:40.147	+ 2.372	9:58:47.858	5 -	1:38.092	+ 0.317	10:05:21.419
2 -	1:38.827	+ 1.052	10:00:26.685	6 -	1:37.775		10:06:59.194
3 -	1:38.542	+ 0.767	10:02:05.227	7 -	1:38.306	+ 0.531	10:08:37.500
4 -	1:38.100	+ 0.325	10:03:43.327	8 -	1:43.944 P	+ 6.169	10:10:21.444
3	Ross MARSHALL Legend Ford Coupe						
1 -	1:40.293	+ 2.289	9:58:35.219	5 -	1:38.525	+ 0.521	10:05:10.707
2 -	1:38.857	+ 0.853	10:00:14.076	6 -	1:38.004		10:06:48.711
3 -	1:39.324	+ 1.320	10:01:53.400	7 -	1:41.113 P	+ 3.109	10:08:29.824
4 -	1:38.782	+ 0.778	10:03:32.182				
4	Darren GAULTON Legend Ford						
1 -	1:43.094		9:58:46.813	4 -	1:45.916	+ 2.822	10:04:31.840
2 -	2:11.063	+ 27.969	10:00:57.876	5 -	1:45.837 P	+ 2.743	10:06:17.677
3 -	1:48.048	+ 4.954	10:02:45.924				
7	Alasdair GAULD Legend Ford Coupe						
1 -	1:53.854	+ 6.157	9:59:12.380	5 -	1:49.198	+ 1.501	10:06:31.989
2 -	1:49.591	+ 1.894	10:01:01.971	6 -	1:47.697		10:08:19.686
3 -	1:49.166	+ 1.469	10:02:51.137	7 -	1:47.780	+ 0.083	10:10:07.466
4 -	1:51.654	+ 3.957	10:04:42.791				
8	Nick BRACE Legend Ford Coupe						
1 -	1:41.330		9:58:50.182	4 -	1:41.440	+ 0.110	10:03:55.446
2 -	1:41.765	+ 0.435	10:00:31.947	5 -	1:42.292	+ 0.962	10:05:37.738
3 -	1:42.059	+ 0.729	10:02:14.006	6 -	1:40.418 P	+ -0.912	10:07:18.156
11	Simon BELCHER Legend 1934 Ford Coupe						
1 -	1:40.542	+ 2.114	9:58:30.920	5 -	1:38.764	+ 0.336	10:05:06.233
2 -	1:38.428		10:00:09.348	6 -	1:39.560	+ 1.132	10:06:45.793
3 -	1:38.768	+ 0.340	10:01:48.116	7 -	1:42.710	+ 4.282	10:08:28.503
4 -	1:39.353	+ 0.925	10:03:27.469	8 -	1:37.036 P	+ -1.392	10:10:05.539
12	Stephen TREHERNE Legend Ford						
1 -	1:38.746	+ 1.535	9:58:26.388	5 -	1:37.768	+ 0.557	10:05:00.182
2 -	1:38.720	+ 1.509	10:00:05.108	6 -	1:38.919	+ 1.708	10:06:39.101
3 -	1:40.095	+ 2.884	10:01:45.203	7 -	1:42.778 P	+ 5.567	10:08:21.879
4 -	1:37.211		10:03:22.414				
16	Richard POCKLINGTON Legend Ford Coupe 34						
1 -	1:50.749	+ 9.464	9:58:44.227	5 -	1:43.791	+ 2.506	10:07:02.814
2 -	1:46.033	+ 4.748	10:00:30.260	6 -	1:41.285		10:08:44.099
3 -	1:44.611 P	+ 3.326	10:02:14.871	7 -	1:45.442 P	+ 4.157	10:10:29.541
4 -	3:04.152	+ 1:22.867	10:05:19.023				
17	John HILBERY Legend Ford						
1 -	1:59.387	+ 8.207	9:59:08.956	5 -	1:52.334	+ 1.154	10:06:40.707
2 -	1:51.222	+ 0.042	10:01:00.178	6 -	1:57.115	+ 5.935	10:08:37.822
3 -	1:54.880	+ 3.700	10:02:55.058	7 -	1:51.180		10:10:29.002
4 -	1:53.315	+ 2.135	10:04:48.373				
19	Lawrence DAVEY Legend Ford Coupe						
1 -	1:40.219	+ 0.359	9:58:16.669	5 -	1:39.860		10:05:03.929
2 -	1:40.490	+ 0.630	9:59:57.159	6 -	1:41.946	+ 2.086	10:06:45.875
3 -	1:41.350	+ 1.490	10:01:38.509	7 -	1:43.040	+ 3.180	10:08:28.915

Croft
Circuit Length = 2.1250 miles
Start: 09:54 End: 10:11

Weather / Track : Sunny / Dry

Legend Cars Championship

QUALIFYING - LAP ANALYSIS

4 -	1:45.560	+ 5.700	10:03:24.069	8 -	1:37.434 P	+ -2.426	10:10:06.349
24	Matthew PAPE		Legend Ford 34 Coupe				
1 -	1:39.715	+ 0.964	9:58:24.233	5 -	1:38.751		10:05:39.879
2 -	1:06.315 P	+ -32.436	9:59:30.548	6 -	1:41.679	+ 2.928	10:07:21.558
3 -	2:50.494	+ 1:11.743	10:02:21.042	7 -	1:42.391	+ 3.640	10:09:03.949
4 -	1:40.086	+ 1.335	10:04:01.128	8 -	2:07.075 P	+ 28.324	10:11:11.024
32	Peter MORTON		Legend Ford Coupe				
1 -	1:43.095	+ 1.989	9:58:47.677	5 -	1:42.914	+ 1.808	10:05:38.196
2 -	1:42.143	+ 1.037	10:00:29.820	6 -	1:41.106		10:07:19.302
3 -	1:43.309	+ 2.203	10:02:13.129	7 -	1:44.684	+ 3.578	10:09:03.986
4 -	1:42.153	+ 1.047	10:03:55.282	8 -	1:45.456	+ 4.350	10:10:49.442
43	Mick MERCER		Legend 37 Ford Sedan				
1 -	1:53.048	+ 7.879	9:59:05.462	5 -	1:46.658	+ 1.489	10:06:11.799
2 -	1:48.121	+ 2.952	10:00:53.583	6 -	1:52.270	+ 7.101	10:08:04.069
3 -	1:46.389	+ 1.220	10:02:39.972	7 -	1:45.554	+ 0.385	10:09:49.623
4 -	1:45.169		10:04:25.141	8 -	1:49.766 P	+ 4.597	10:11:39.389
55	Ben POWER		Legend Ford Coupe				
1 -	1:48.517	+ 6.769	9:58:42.221	5 -	1:42.633	+ 0.885	10:05:38.855
2 -	1:45.786	+ 4.038	10:00:28.007	6 -	1:41.748		10:07:20.603
3 -	1:45.462	+ 3.714	10:02:13.469	7 -	1:44.974	+ 3.226	10:09:05.577
4 -	1:42.753	+ 1.005	10:03:56.222	8 -	1:45.037	+ 3.289	10:10:50.614
69	Gerard McCOSH		Legend 34 Ford Coupe				
1 -	1:46.780	+ 5.922	9:58:52.841	5 -	1:42.204	+ 1.346	10:05:39.508
2 -	1:42.362	+ 1.504	10:00:35.203	6 -	1:41.442	+ 0.584	10:07:20.950
3 -	1:41.243	+ 0.385	10:02:16.446	7 -	1:45.359	+ 4.501	10:09:06.309
4 -	1:40.858		10:03:57.304	8 -	1:45.257	+ 4.399	10:10:51.566
77	Robin WEBB		Legend Chevy Sedan				
1 -	1:44.699	+ 2.161	9:58:31.974	5 -	1:42.851	+ 0.313	10:05:23.445
2 -	1:43.507	+ 0.969	10:00:15.481	6 -	2:27.426	+ 44.888	10:07:50.871
3 -	1:42.575	+ 0.037	10:01:58.056	7 -	1:43.193	+ 0.655	10:09:34.064
4 -	1:42.538		10:03:40.594	8 -	1:42.754	+ 0.216	10:11:16.818
99	Brian COOKE		Legend Ford				
1 -	3:30.093		10:09:55.843				

Legend Cars Championship - Heat 1

RACE 1 - CLASSIFICATION

POS	NO	CL	NAME	ENTRY	LAPS	TIME	GAP	DIFF	MPH	BEST	ON
1	1		John Jon HIGGINS	Legend Ford Coupe	7	12:56.905			68.92	1:37.646	6
2	12		Stephen TREHERNE	Legend Ford	7	12:57.488	0.583	0.583	68.87	1:37.671	6
3	2		Lee FITZPATRICK	Legend Ford Coupe	7	13:01.252	4.347	3.764	68.54	1:37.891	6
4	3		Ross MARSHALL	Legend Ford Coupe	7	13:01.867	4.962	0.615	68.49	1:38.922	4
5	11		Simon BELCHER	Legend 1934 Ford Coupe	7	13:02.795	5.890	0.928	68.40	1:38.345	3
6	32		Peter MORTON	Legend Ford Coupe	7	13:17.332	20.427	14.537	67.16	1:40.294	3
7	55		Ben POWER	Legend Ford Coupe	7	13:17.485	20.580	0.153	67.14	1:40.493	4
8	16		Richard POCKLINGTON	Legend Ford Coupe 34	7	13:17.668	20.763	0.183	67.13	1:40.875	4
9	69		Gerard McCOSH	Legend 34 Ford Coupe	7	13:18.039	21.134	0.371	67.10	1:40.867	5
10	7		Alasdair GAULD	Legend Ford Coupe	7	13:21.484	24.579	3.445	66.81	1:41.556	6
11	8		Nick BRACE	Legend Ford Coupe	7	13:33.817	36.912	12.333	65.80	1:40.420	3
12	4		Darren GAULTON	Legend Ford	7	13:41.048	44.143	7.231	65.22	1:41.053	3
13	77		Robin WEBB	Legend Chevy Sedan	7	13:43.125	46.220	2.077	65.05	1:43.334	7
14	99		Brian COOKE	Legend Ford	7	13:58.586	1:01.681	15.461	63.85	1:48.440	5
15	17		John HILBERY	Legend Ford	7	14:12.600	1:15.695	14.014	62.80	1:50.688	7
16	43		Mick MERCER	Legend 37 Ford Sedan	7	14:17.589	1:20.684	4.989	62.44	1:47.153	6

NOT CLASSIFIED

DNF	19		Lawrence DAVEY	Legend Ford Coupe	0						
DNF	24		Matthew PAPE	Legend Ford 34 Coupe	0						

FASTEST LAP

1			John Jon HIGGINS	Legend Ford Coupe	6	1:37.646		78.34 mph		126.08 kph	
---	--	--	-------------------------	-------------------	---	----------	--	-----------	--	------------	--

Weather / Track : Sunny / Dry

These results are provisional until the conclusion of any judicial and technical matters.

Croft
Circuit Length = 2.1250 miles
Start: 12:05 End: 12:22

Clerk of Course :

Timekeeper :

Legend Cars Championship - Heat 1

RACE 1 - LAP CHART

Lap 1			Lap 2			Lap 3			Lap 4			Lap 5		
No	Behind	Laptime	No	Behind	Laptime	No	Behind	Laptime	No	Behind	Laptime	No	Behind	Laptime
12		1:47.622	12		2:57.514	12		1:38.773	12		1:37.929	1		1:38.629
3	2.628	1:50.250	3	0.223	2:55.109	1	0.228	1:38.246	1	0.347	1:38.048	12	0.369	1:39.345
8	4.674	1:52.296	8	0.539	2:53.379	3	0.847	1:39.397	3	1.840	1:38.922	3	2.071	1:39.207
1	5.480	1:53.102	1	0.755	2:52.789	11	1.029	1:38.345	11	2.125	1:39.025	11	2.473	1:39.324
11	6.130	1:53.752	11	1.457	2:52.841	8	2.186	1:40.420	2	4.635	1:38.161	2	4.158	1:38.499
55	7.529	1:55.151	55	2.422	2:52.407	2	4.403	1:39.030	16	7.864	1:40.875	55	11.771	1:42.478
16	8.263	1:55.885	16	2.809	2:52.060	16	4.918	1:40.882	55	8.269	1:40.493	32	12.415	1:42.342
7	10.020	1:57.642	7	4.069	2:51.563	55	5.705	1:42.056	32	9.049	1:40.833	16	13.990	1:45.102
2	10.531	1:58.153	2	4.146	2:51.129	32	6.145	1:40.294	69	12.330	1:41.993	69	14.221	1:40.867
32	11.529	1:59.151	32	4.624	2:50.609	7	7.389	1:42.093	7	13.258	1:43.798	7	16.347	1:42.065
4	12.230	1:59.852	4	5.253	2:50.537	4	7.533	1:41.053	8	23.617	1:59.360	8	27.527	1:42.886
69	19.114	2:06.736	69	6.109	2:44.509	69	8.266	1:40.930	77	23.681	1:46.483	77	28.173	1:43.468
99	19.647	2:07.269	99	8.308	2:46.175	77	15.127	1:44.788	99	29.456	1:49.076	4	35.799	1:43.938
43	20.597	2:08.219	43	8.755	2:45.672	99	18.309	1:48.774	4	30.837	2:01.233	99	38.920	1:48.440
77	22.404	2:10.026	77	9.112	2:44.222	43	18.697	1:48.715	43	35.922	1:55.154	17	49.645	1:50.985
17	26.364	2:13.986	17	11.008	2:42.158	17	24.834	1:52.599	17	37.636	1:50.731	43	50.057	1:53.111

Legend Cars Championship - Heat 1

RACE 1 - LAP CHART

Lap 6			Lap 7		
No	Behind	Laptime	No	Behind	Laptime
1		1:37.646	1		1:38.445
12	0.394	1:37.671	12	0.583	1:38.634
3	3.843	1:39.418	2	4.347	1:38.389
11	4.288	1:39.461	3	4.962	1:39.564
2	4.403	1:37.891	11	5.890	1:40.047
32	16.279	1:41.510	32	20.427	1:42.593
55	16.890	1:42.765	55	20.580	1:42.135
16	18.296	1:41.952	16	20.763	1:40.912
69	18.648	1:42.073	69	21.134	1:40.931
7	20.257	1:41.556	7	24.579	1:42.767
8	32.361	1:42.480	8	36.912	1:42.996
4	40.447	1:42.294	4	44.143	1:42.141
77	41.331	1:50.804	77	46.220	1:43.334
99	50.952	1:49.678	99	1:01.681	1:49.174
43	59.564	1:47.153	17	1:15.695	1:50.688
17	1:03.452	1:51.453	43	1:20.684	1:59.565

Legend Cars Championship - Heat 2

RACE 2 - CLASSIFICATION

POS	NO	CL	NAME	ENTRY	LAPS	TIME	GAP	DIFF	MPH	BEST	ON
1	2		Lee FITZPATRICK	Legend Ford Coupe	7	13:03.450			68.35	1:38.330	5
2	12		Stephen TREHERNE	Legend Ford	7	13:06.335	2.885	2.885	68.10	1:37.916	4
3	16		Richard POCKLINGTON	Legend Ford Coupe 34	7	13:13.202	9.752	6.867	67.51	1:39.748	4
4	3		Ross MARSHALL	Legend Ford Coupe	7	13:14.699	11.249	1.497	67.38	1:39.442	6
5	19		Lawrence DAVEY	Legend Ford Coupe	7	13:16.698	13.248	1.999	67.21	1:40.046	3
6	8		Nick BRACE	Legend Ford Coupe	7	13:20.076	16.626	3.378	66.93	1:40.846	4
7	55		Ben POWER	Legend Ford Coupe	7	13:20.744	17.294	0.668	66.87	1:40.546	3
8	69		Gerard McCOSH	Legend 34 Ford Coupe	7	13:21.051	17.601	0.307	66.85	1:41.071	4
9	7		Alasdair GAULD	Legend Ford Coupe	7	13:24.047	20.597	2.996	66.60	1:41.746	4
10	17		John HILBERY	Legend Ford	7	14:04.860	1:01.410	40.813	63.38	1:47.083	3
11	99		Brian COOKE	Legend Ford	7	14:06.489	1:03.039	1.629	63.26	1:46.818	6
NOT CLASSIFIED											
DNF	11		Simon BELCHER	Legend 1934 Ford Coupe	3	6:30.320	4 laps	4 laps	58.79	1:40.134	3
DNF	1		John Jon HIGGINS	Legend Ford Coupe	0						
DNF	4		Darren GAULTON	Legend Ford	0						
DNF	43		Mick MERCER	Legend 37 Ford Sedan	0						
FASTEST LAP											
	12		Stephen TREHERNE	Legend Ford	4	1:37.916			78.12 mph	125.73 kph	

Car 99 - 10second penalty - G 62 & G 63 - False Start.

Croft
Circuit Length = 2.1250 miles
Start: 13:25 End: 13:39

These results are provisional until the conclusion of any judicial and technical matters.

Clerk of Course :		Timekeeper :
-------------------	--	--------------

Legend Cars Championship - Heat 2

RACE 2 - LAP CHART

Lap 1			Lap 2			Lap 3			Lap 4			Lap 5		
No	Behind	Laptime	No	Behind	Laptime	No	Behind	Laptime	No	Behind	Laptime	No	Behind	Laptime
16		2:01.640	16		2:47.601	2		1:38.668	2		1:38.379	2		1:38.330
2	0.328	2:01.968	2	0.148	2:47.421	3	1.837	1:40.083	12	1.501	1:37.916	12	1.725	1:38.554
3	1.039	2:02.679	3	0.570	2:47.132	12	1.964	1:39.387	16	4.030	1:39.748	16	6.538	1:40.838
11	1.708	2:03.348	11	0.945	2:46.838	11	2.263	1:40.134	19	7.258	1:40.271	3	8.918	1:39.797
12	3.007	2:04.647	12	1.393	2:45.987	16	2.661	1:41.477	3	7.451	1:43.993	19	9.315	1:40.387
7	4.046	2:05.686	7	2.397	2:45.952	55	4.162	1:40.546	55	8.455	1:42.672	55	12.215	1:42.090
55	5.526	2:07.166	55	2.432	2:44.507	7	5.333	1:41.752	7	8.700	1:41.746	8	12.511	1:41.998
8	6.521	2:08.161	8	2.969	2:44.049	19	5.366	1:40.046	8	8.843	1:40.846	7	12.674	1:42.304
69	9.902	2:11.542	69	3.894	2:41.593	8	6.376	1:42.223	69	9.828	1:41.071	69	12.925	1:41.427
19	10.405	2:12.045	19	4.136	2:41.332	69	7.136	1:42.058	99	26.468	1:50.342	99	37.858	1:49.720
99	11.067	2:12.707	99	5.083	2:41.617	99	14.505	1:48.238	17	30.404	1:53.921	17	40.358	1:48.284
17	12.052	2:13.692	17	6.595	2:42.144	17	14.862	1:47.083						

Croft
 Circuit Length = 2.1250 miles
 Start: 13:25 End: 13:39

Legend Cars Championship - Heat 2

RACE 2 - LAP CHART

Lap 6			Lap 7		
No	Behind	Laptime	No	Behind	Laptime
2		1:39.239	2		1:39.445
12	2.131	1:39.645	12	2.885	1:40.199
16	8.087	1:40.788	16	9.752	1:41.110
3	9.121	1:39.442	3	11.249	1:41.573
19	10.985	1:40.909	19	13.248	1:41.708
55	14.574	1:41.598	8	16.626	1:41.197
8	14.874	1:41.602	55	17.294	1:42.165
69	15.204	1:41.518	69	17.601	1:41.842
7	16.473	1:43.038	7	20.597	1:43.569
99	45.437	1:46.818	99	53.039	1:47.047
17	50.921	1:49.802	17	1:01.410	1:49.934

Legend Cars Championship - Final

RACE 7 - CLASSIFICATION

POS	NO	CL	NAME	ENTRY	LAPS	TIME	GAP	DIFF	MPH	BEST	ON
1	1		John Jon HIGGINS	Legend Ford Coupe	8	13:15.039			76.97	1:38.057	3
2	12		Stephen TREHERNE	Legend Ford	8	13:21.869	6.830	6.830	76.32	1:38.463	5
3	3		Ross MARSHALL	Legend Ford Coupe	8	13:24.161	9.122	2.292	76.10	1:38.748	4
4	11		Simon BELCHER	Legend 1934 Ford Coupe	8	13:27.245	12.206	3.084	75.81	1:39.351	7
5	19		Lawrence DAVEY	Legend Ford Coupe	8	13:27.599	12.560	0.354	75.78	1:39.556	2
6	24		Matthew PAPE	Legend Ford 34 Coupe	8	13:27.746	12.707	0.147	75.76	1:39.883	6
7	8		Nick BRACE	Legend Ford Coupe	8	13:29.043	14.004	1.297	75.64	1:39.855	7
8	16		Richard POCKLINGTON	Legend Ford Coupe 34	8	13:32.102	17.063	3.059	75.36	1:39.832	6
9	69		Gerard McCOSH	Legend 34 Ford Coupe	8	13:40.556	25.517	8.454	74.58	1:40.893	4
10	7		Alasdair GAULD	Legend Ford Coupe	8	13:41.736	26.697	1.180	74.47	1:41.387	5
11	55		Ben POWER	Legend Ford Coupe	8	13:44.006	28.967	2.270	74.27	1:41.010	3
12	17		John HILBERY	Legend Ford	8	14:57.049	1:42.010	1:13.043	68.22	1:49.193	2
NOT CLASSIFIED											
DNF	2		Lee FITZPATRICK	Legend Ford Coupe	5	8:21.974	3 laps	3 laps	76.20	1:38.638	5
DNF	4		Darren GAULTON	Legend Ford	5	9:23.187	3 laps	1:01.213	67.91	1:41.419	3
DNF	43		Mick MERCER	Legend 37 Ford Sedan	1	2:26.368	7 laps	4 laps	52.26		
DNF	99		Brian COOKE	Legend Ford	1	2:39.307	7 laps	12.939	48.02		
DNF	77		Robin WEBB	Legend Chevy Sedan	0						
FASTEST LAP											
	1		John Jon HIGGINS	Legend Ford Coupe	3	1:38.057			78.01 mph	125.55 kph	

Weather / Track : Cloudy / Dry

These results are provisional until the conclusion of any judicial and technical matters.

Croft
Circuit Length = 2.1250 miles
Start: 16:30 End: 16:45

Clerk of Course :

Timekeeper :

Legend Cars Championship - Final

RACE 7 - LAP CHART

Lap 1			Lap 2			Lap 3			Lap 4			Lap 5		
No	Behind	Laptime	No	Behind	Laptime	No	Behind	Laptime	No	Behind	Laptime	No	Behind	Laptime
1		1:43.035	1		1:38.454	1		1:38.057	1		1:38.806	1		1:38.557
24	1.418	1:44.453	24	2.960	1:39.996	2	4.854	1:39.327	2	4.984	1:38.936	2	5.065	1:38.638
11	1.566	1:44.601	19	3.173	1:39.556	19	6.065	1:40.949	12	6.557	1:38.997	12	6.463	1:38.463
19	2.071	1:45.106	2	3.584	1:39.286	12	6.366	1:40.468	19	7.514	1:40.255	3	8.915	1:39.366
8	2.207	1:45.242	12	3.955	1:38.836	8	7.344	1:40.850	3	8.106	1:38.748	19	9.894	1:40.937
2	2.752	1:45.787	8	4.551	1:40.798	24	7.746	1:42.843	8	8.908	1:40.370	24	10.560	1:40.099
4	3.306	1:46.341	11	5.998	1:42.886	3	8.164	1:39.360	24	9.018	1:40.078	8	11.087	1:40.736
12	3.573	1:46.608	3	6.861	1:40.390	11	8.393	1:40.452	11	9.355	1:39.768	11	11.275	1:40.477
7	4.374	1:47.409	16	8.634	1:41.661	16	10.716	1:40.139	16	11.874	1:39.964	16	13.671	1:40.354
3	4.925	1:47.960	7	9.259	1:43.339	55	12.545	1:41.010	69	15.499	1:40.893	69	18.453	1:41.511
16	5.427	1:48.462	55	9.592	1:42.053	7	13.303	1:42.101	55	16.209	1:42.470	55	18.942	1:41.290
55	5.993	1:49.028	69	9.873	1:41.972	69	13.412	1:41.596	7	16.591	1:42.094	7	19.421	1:41.387
69	6.355	1:49.390	4	23.900	1:59.048	4	27.262	1:41.419	4	30.334	1:41.878	17	1:02.880	1:49.242
17	18.172	2:01.207	17	28.911	1:49.193	17	40.431	1:49.577	17	52.195	1:50.570	4	1:06.278	2:14.501 P
43	43.333	2:26.368 P												
99	56.272	2:39.307 P												

Legend Cars Championship - Final

RACE 7 - LAP CHART

Lap 6			Lap 7			Lap 8		
No	Behind	Laptime	No	Behind	Laptime	No	Behind	Laptime
1		1:38.826	1		1:38.666	1		1:40.638
12	6.771	1:39.134	12	7.953	1:39.848	12	6.830	1:39.515
3	9.674	1:39.585	3	10.500	1:39.492	3	9.122	1:39.260
19	10.818	1:39.750	19	12.544	1:40.392	11	12.206	1:40.249
24	11.617	1:39.883	11	12.595	1:39.351	19	12.560	1:40.654
11	11.910	1:39.461	24	12.913	1:39.962	24	12.707	1:40.432
8	12.930	1:40.669	8	14.119	1:39.855	8	14.004	1:40.523
16	14.677	1:39.832	16	16.561	1:40.550	16	17.063	1:41.140
69	20.916	1:41.289	69	24.084	1:41.834	69	25.517	1:42.071
55	22.503	1:42.387	55	25.726	1:41.889	7	26.697	1:41.499
7	22.749	1:42.154	7	25.836	1:41.753	55	28.967	1:43.879
17	1:15.870	1:51.816	17	1:30.990	1:53.786	17	1:42.010	1:51.658

Legend Cars Championship - Heat 1

RACE 8 - CLASSIFICATION

POS	NO	CL	NAME	ENTRY	LAPS	TIME	GAP	DIFF	MPH	BEST	ON
1	1		John Jon HIGGINS	Legend Ford Coupe	6	10:09.096			75.35	1:38.383	3
2	12		Stephen TREHERNE	Legend Ford	6	10:09.694	0.598	0.598	75.28	1:39.417	3
3	11		Simon BELCHER	Legend 1934 Ford Coupe	6	10:20.004	10.908	10.310	74.03	1:42.031	3
4	19		Lawrence DAVEY	Legend Ford Coupe	6	10:20.191	11.095	0.187	74.01	1:39.987	5
5	8		Nick BRACE	Legend Ford Coupe	6	10:20.561	11.465	0.370	73.96	1:41.017	5
6	4		Darren GAULTON	Legend Ford	6	10:24.331	15.235	3.770	73.51	1:41.211	3
7	55		Ben POWER	Legend Ford Coupe	6	10:24.624	15.528	0.293	73.48	1:41.793	3
8	24		Matthew PAPE	Legend Ford 34 Coupe	6	10:24.853	15.757	0.229	73.45	1:41.187	3
9	7		Alasdair GAULD	Legend Ford Coupe	6	10:25.482	16.386	0.629	73.38	1:41.499	3
10	69		Gerard McCOSH	Legend 34 Ford Coupe	6	10:25.941	16.845	0.459	73.33	1:41.602	5
11	3		Ross MARSHALL	Legend Ford Coupe	6	10:29.460	20.364	3.519	72.92	1:40.816	3
12	16		Richard POCKLINGTON	Legend Ford Coupe 34	6	10:42.492	33.396	13.032	71.44	1:41.982	3
13	99		Brian COOKE	Legend Ford	6	10:50.552	41.456	8.060	70.55	1:46.870	6
14	17		John HILBERY	Legend Ford	6	10:51.445	42.349	0.893	70.45	1:46.655	6
15	43		Mick MERCER	Legend 37 Ford Sedan	6	10:53.471	44.375	2.026	70.24	1:46.474	5
16	77		Robin WEBB	Legend Chevy Sedan	6	10:55.653	46.557	2.182	70.00	1:45.252	4

NOT CLASSIFIED

DNF	2		Lee FITZPATRICK	Legend Ford Coupe	4	6:55.625	2 laps	2 laps	73.62	1:40.588	3
-----	---	--	------------------------	-------------------	---	----------	---------------	--------	-------	----------	---

FASTEST LAP

1			John Jon HIGGINS	Legend Ford Coupe	3	1:38.383		77.75 mph		125.13 kph	
---	--	--	-------------------------	-------------------	---	----------	--	-----------	--	------------	--

Weather / Track : Cloudy / Damp

These results are provisional until the conclusion of any judicial and technical matters.

Croft
Circuit Length = 2.1250 miles
Start: 12:05 End: 12:16

Clerk of Course :		Timekeeper :
-------------------	--	--------------

Legend Cars Championship - Heat 1

RACE 8 - LAP CHART

Lap 1			Lap 2			Lap 3			Lap 4			Lap 5		
No	Behind	Laptime	No	Behind	Laptime	No	Behind	Laptime	No	Behind	Laptime	No	Behind	Laptime
2		1:45.714	2		1:41.311	2		1:40.588	12		1:41.228	1		1:39.298
11	1.117	1:46.831	12	2.230	1:40.777	12	1.059	1:39.417	1	0.135	1:40.564	12	0.414	1:39.847
24	2.490	1:48.204	11	2.621	1:42.815	1	1.858	1:38.383	11	4.428	1:42.651	11	7.364	1:42.369
12	2.764	1:48.478	1	4.063	1:41.650	11	4.064	1:42.031	2	5.725	1:48.012	3	7.745	1:40.863
4	3.277	1:48.991	19	6.590	1:44.292	3	7.280	1:40.816	3	6.315	1:41.322	19	8.114	1:39.987
3	3.524	1:49.238	3	7.052	1:44.839	19	7.708	1:41.706	19	7.560	1:42.139	8	9.540	1:41.017
19	3.609	1:49.323	8	7.549	1:44.313	8	8.426	1:41.465	8	7.956	1:41.817	55	13.010	1:42.084
1	3.724	1:49.438	16	8.485	1:44.548	16	9.879	1:41.982	55	10.359	1:42.500	4	13.092	1:41.342
8	4.547	1:50.261	55	8.941	1:44.571	55	10.146	1:41.793	16	10.914	1:43.322	24	13.535	1:41.550
16	5.248	1:50.962	24	9.843	1:48.664	24	10.442	1:41.187	4	11.183	1:42.693	7	14.134	1:41.725
55	5.681	1:51.395	4	10.154	1:48.188	4	10.777	1:41.211	24	11.418	1:43.263	69	14.365	1:41.602
69	6.993	1:52.707	7	10.436	1:44.361	7	11.347	1:41.499	7	11.842	1:42.782	16	22.291	1:50.810
7	7.386	1:53.100	69	10.668	1:44.986	69	11.838	1:41.758	69	12.196	1:42.645	99	34.349	1:46.912
99	9.124	1:54.838	99	14.710	1:46.897	99	21.709	1:47.587	99	26.870	1:47.448	17	35.457	1:47.242
17	10.367	1:56.081	17	16.019	1:46.963	17	22.244	1:46.813	17	27.648	1:47.691	77	36.385	1:46.423
77	11.467	1:57.181	43	18.528	1:47.839	43	25.262	1:47.322	77	29.395	1:45.252	43	37.503	1:46.474
43	12.000	1:57.714	77	18.685	1:48.529	77	26.430	1:48.333	43	30.462	1:47.487			

Legend Cars Championship - Heat 1

RACE 8 - LAP CHART

Lap 6		
No	Behind	Laptime
1		1:39.763
12	0.598	1:39.947
11	10.908	1:43.307
19	11.095	1:42.744
8	11.465	1:41.688
4	15.235	1:41.906
55	15.528	1:42.281
24	15.757	1:41.985
7	16.386	1:42.015
69	16.845	1:42.243
3	20.364	1:52.382
16	33.396	1:50.868
99	41.456	1:46.870
17	42.349	1:46.655
43	44.375	1:46.635
77	46.557	1:49.935

Legend Cars Championship - Heat 2

RACE 12 - CLASSIFICATION

POS	NO	CL	NAME	ENTRY	LAPS	TIME	GAP	DIFF	MPH	BEST	ON
1	1		John Jon HIGGINS	Legend Ford Coupe	6	9:51.583			77.58	1:37.928	2
2	12		Stephen TREHERNE	Legend Ford	6	9:52.052	0.469	0.469	77.52	1:37.738	2
3	3		Ross MARSHALL	Legend Ford Coupe	6	10:05.826	14.243	13.774	75.76	1:39.037	2
4	19		Lawrence DAVEY	Legend Ford Coupe	6	10:06.864	15.281	1.038	75.63	1:39.627	2
5	2		Lee FITZPATRICK	Legend Ford Coupe	6	10:07.318	15.735	0.454	75.57	1:39.130	4
6	24		Matthew PAPE	Legend Ford 34 Coupe	6	10:08.351	16.768	1.033	75.45	1:40.084	2
7	11		Simon BELCHER	Legend 1934 Ford Coupe	6	10:09.817	18.234	1.466	75.26	1:39.130	4
8	55		Ben POWER	Legend Ford Coupe	6	10:14.739	23.156	4.922	74.66	1:40.513	3
9	4		Darren GAULTON	Legend Ford	6	10:15.028	23.445	0.289	74.63	1:40.337	4
10	16		Richard POCKLINGTON	Legend Ford Coupe 34	6	10:15.433	23.850	0.405	74.58	1:40.129	4
11	7		Alasdair GAULD	Legend Ford Coupe	6	10:15.766	24.183	0.333	74.54	1:41.035	2
12	69		Gerard McCOSH	Legend 34 Ford Coupe	6	10:15.953	24.370	0.187	74.51	1:40.707	4
13	77		Robin WEBB	Legend Chevy Sedan	6	10:37.089	45.506	21.136	72.04	1:44.621	3
14	43		Mick MERCER	Legend 37 Ford Sedan	6	10:44.237	52.654	7.148	71.24	1:44.980	4
15	99		Brian COOKE	Legend Ford	6	11:13.289	1:21.706	29.052	68.17	1:45.514	3
16	17		John HILBERY	Legend Ford	6	11:21.097	1:29.514	7.808	67.39	1:48.196	5
NOT CLASSIFIED											
DNF	8		Nick BRACE	Legend Ford Coupe	5	8:26.886	1 lap	1 lap	75.46	1:40.386	3
FASTEST LAP											
	12		Stephen TREHERNE	Legend Ford	2	1:37.738			78.27 mph	125.96 kph	

Weather / Track : Cloudy / Damp

These results are provisional until the conclusion of any judicial and technical matters.

Croft
Circuit Length = 2.1250 miles
Start: 14:22 End: 14:34

Clerk of Course :		Timekeeper :
-------------------	--	--------------

Legend Cars Championship - Heat 2

RACE 12 - LAP CHART

Lap 1			Lap 2			Lap 3			Lap 4			Lap 5		
No	Behind	Laptime	No	Behind	Laptime	No	Behind	Laptime	No	Behind	Laptime	No	Behind	Laptime
1		1:41.108	1		1:37.928	1		1:38.094	1		1:38.216	1		1:38.186
12	0.552	1:41.660	12	0.362	1:37.738	12	0.368	1:38.100	12	0.391	1:38.239	12	0.566	1:38.361
8	2.283	1:43.391	19	4.327	1:39.627	19	6.388	1:40.155	19	9.086	1:40.914	19	11.733	1:40.833
19	2.628	1:43.736	8	4.758	1:40.403	8	7.050	1:40.386	8	9.471	1:40.637	3	12.066	1:40.275
24	2.986	1:44.094	24	5.142	1:40.084	3	7.443	1:39.820	3	9.977	1:40.750	2	12.777	1:40.149
3	4.608	1:45.716	3	5.717	1:39.037	24	7.952	1:40.904	24	10.137	1:40.401	8	13.354	1:42.069
4	5.116	1:46.224	4	8.116	1:40.928	2	9.900	1:39.594	2	10.814	1:39.130	24	13.587	1:41.636
7	5.805	1:46.913	2	8.400	1:40.010	11	10.274	1:39.618	11	11.188	1:39.130	11	13.666	1:40.664
55	6.247	1:47.355	11	8.750	1:39.997	7	11.921	1:41.103	55	14.754	1:40.748	7	18.605	1:41.678
2	6.318	1:47.426	7	8.912	1:41.035	55	12.222	1:40.513	7	15.113	1:41.408	55	18.835	1:42.267
11	6.681	1:47.789	55	9.803	1:41.484	69	13.299	1:40.876	69	15.790	1:40.707	4	19.618	1:41.843
69	6.984	1:48.092	69	10.517	1:41.461	4	13.840	1:43.818	4	15.961	1:40.337	16	19.659	1:41.131
16	7.650	1:48.758	16	12.073	1:42.351	16	14.801	1:40.822	16	16.714	1:40.129	69	20.060	1:42.456
77	9.294	1:50.402	77	17.984	1:46.618	77	24.511	1:44.621	77	31.640	1:45.345	77	38.197	1:44.743
99	10.861	1:51.969	43	20.608	1:46.463	43	27.850	1:45.336	43	34.614	1:44.980	43	41.834	1:45.406
43	12.073	1:53.181	99	20.952	1:48.019	99	28.372	1:45.514	17	53.796	1:48.601	17	1:03.806	1:48.196
17	12.405	1:53.513	17	32.830	1:58.353	17	43.411	1:48.675	99	1:01.937	2:11.781	99	1:11.788	1:48.037

Legend Cars Championship - Heat 2
RACE 12 - LAP CHART

Lap 6		
No	Behind	Laptime
1		1:38.051
12	0.469	1:37.954
3	14.243	1:40.228
19	15.281	1:41.599
2	15.735	1:41.009
24	16.768	1:41.232
11	18.234	1:42.619
55	23.156	1:42.372
4	23.445	1:41.878
16	23.850	1:42.242
7	24.183	1:43.629
69	24.370	1:42.361
77	45.506	1:45.360
43	52.654	1:48.871
99	1:21.706	1:47.969
17	1:29.514	2:03.759

Legend Cars Championship - Final

RACE 18 - CLASSIFICATION

POS	NO	CL	NAME	ENTRY	LAPS	TIME	GAP	DIFF	MPH	BEST	ON
1	2		Lee FITZPATRICK	Legend Ford Coupe	10	18:54.732			67.41	1:39.354	6
2	12		Stephen TREHERNE	Legend Ford	10	18:55.018	0.286	0.286	67.40	1:38.832	4
3	3		Ross MARSHALL	Legend Ford Coupe	10	18:55.516	0.784	0.498	67.37	1:39.228	10
4	24		Matthew PAPE	Legend Ford 34 Coupe	10	19:05.025	10.293	9.509	66.81	1:39.772	5
5	19		Lawrence DAVEY	Legend Ford Coupe	10	19:08.174	13.442	3.149	66.62	1:39.734	6
6	16		Richard POCKLINGTON	Legend Ford Coupe 34	10	19:10.234	15.502	2.060	66.50	1:40.696	8
7	11		Simon BELCHER	Legend 1934 Ford Coupe	10	19:14.496	19.764	4.262	66.26	1:39.766	10
8	7		Alasdair GAULD	Legend Ford Coupe	10	19:15.811	21.079	1.315	66.18	1:40.750	6
9	55		Ben POWER	Legend Ford Coupe	10	19:16.820	22.088	1.009	66.13	1:40.256	5
10	4		Darren GAULTON	Legend Ford	10	19:19.687	24.955	2.867	65.96	1:41.671	6
11	69		Gerard McCOSH	Legend 34 Ford Coupe	10	19:34.394	39.662	14.707	65.14	1:40.484	5
12	77		Robin WEBB	Legend Chevy Sedan	10	19:46.497	51.765	12.103	64.47	1:44.782	9
13	99		Brian COOKE	Legend Ford	10	20:01.645	1:06.913	15.148	63.66	1:45.817	5
14	43		Mick MERCER	Legend 37 Ford Sedan	10	20:15.268	1:20.536	13.623	62.94	1:45.276	6
15	8		Nick BRACE	Legend Ford Coupe	9	19:46.151	1 lap	1 lap	58.04	1:57.745	4
NOT CLASSIFIED											
DNF	1		John Jon HIGGINS	Legend Ford Coupe	6	12:17.527	4 laps	3 laps	62.23	1:38.069	6
DNF	17		John HILBERY	Legend Ford	0						
FASTEST LAP											
	1		John Jon HIGGINS	Legend Ford Coupe	6	1:38.069			78.00 mph	125.54 kph	

Weather / Track : Cloudy / Dry

These results are provisional until the conclusion of any judicial and technical matters.

Croft
Circuit Length = 2.1250 miles
Start: 17:17 End: 17:37

Clerk of Course :		Timekeeper :
-------------------	--	--------------

Legend Cars Championship - Final
RACE 18 - LAP CHART

Lap 1			Lap 2			Lap 3			Lap 4			Lap 5		
No	Behind	Laptime	No	Behind	Laptime	No	Behind	Laptime	No	Behind	Laptime	No	Behind	Laptime
2		1:44.064	2		2:48.827	2		2:44.424	2		1:39.370	2		1:39.618
3	1.370	1:45.434	3	1.046	2:48.503	3	0.710	2:44.088	12	0.361	1:38.832	12	0.414	1:39.671
12	1.926	1:45.990	12	2.567	2:49.468	12	0.899	2:42.756	3	0.913	1:39.573	3	0.879	1:39.584
4	3.319	1:47.383	4	3.243	2:48.751	4	1.250	2:42.431	4	3.760	1:41.880	1	3.155	1:38.405
16	5.364	1:49.428	16	4.133	2:47.596	16	1.826	2:42.117	1	4.368	1:41.032	24	5.962	1:39.772
19	7.042	1:51.106	19	5.002	2:46.787	19	2.205	2:41.627	16	5.462	1:43.006	4	6.316	1:42.174
11	7.990	1:52.054	11	5.759	2:46.596	11	2.629	2:41.294	24	5.808	1:41.880	16	6.559	1:40.715
1	9.243	1:53.307	1	6.407	2:45.991	1	2.706	2:40.723	55	6.240	1:41.167	55	6.878	1:40.256
24	9.932	1:53.996	24	7.364	2:46.259	24	3.298	2:40.358	69	6.626	1:41.156	69	7.492	1:40.484
55	11.089	1:55.153	55	8.209	2:45.947	55	4.443	2:40.658	7	7.742	1:41.251	19	8.116	1:39.845
69	12.728	1:56.792	69	9.534	2:45.633	69	4.840	2:39.730	19	7.889	1:45.054	7	8.892	1:40.768
7	13.646	1:57.710	7	10.057	2:45.238	7	5.861	2:40.228	77	13.184	1:44.934	11	14.785	1:40.434
99	14.688	1:58.752	99	10.812	2:44.951	99	6.728	2:40.340	99	13.818	1:46.460	77	19.630	1:46.064
77	15.808	1:59.872	77	12.036	2:45.055	77	7.620	2:40.008	11	13.969	1:50.710	99	20.017	1:45.817
43	16.853	2:00.917	43	13.242	2:45.216	43	8.428	2:39.610	43	15.131	1:46.073	43	21.120	1:45.607
8	23.205	2:07.269	8	13.796	2:39.418	8	10.786	2:41.414	8	29.161	1:57.745	8	50.497	2:00.954

Legend Cars Championship - Final
RACE 18 - LAP CHART

Lap 6			Lap 7			Lap 8			Lap 9			Lap 10		
No	Behind	Laptime	No	Behind	Laptime	No	Behind	Laptime	No	Behind	Laptime	No	Behind	Laptime
2		1:39.354	2		1:39.417	12		1:39.718	2		1:40.020	2		1:39.378
12	0.331	1:39.271	12	0.257	1:39.343	2	0.285	1:40.260	12	0.405	1:40.710	12	0.286	1:39.259
3	0.833	1:39.308	3	0.873	1:39.457	3	0.986	1:40.088	3	0.934	1:40.253	3	0.784	1:39.228
1	1.870	1:38.069	24	8.871	1:41.477	24	9.160	1:40.264	24	9.044	1:40.189	24	10.293	1:40.627
24	6.811	1:40.203	19	10.163	1:41.084	19	10.535	1:40.347	19	11.687	1:41.457	19	13.442	1:41.133
19	8.496	1:39.734	4	11.261	1:42.045	16	12.521	1:40.696	16	13.608	1:41.392	16	15.502	1:41.272
4	8.633	1:41.671	16	11.800	1:42.151	7	16.354	1:42.918	11	19.376	1:40.610	11	19.764	1:39.766
16	9.066	1:41.861	7	13.411	1:42.540	55	18.230	1:43.895	7	19.458	1:43.409	7	21.079	1:40.999
55	9.400	1:41.876	69	13.589	1:42.580	4	18.747	1:47.461	55	20.436	1:42.511	55	22.088	1:41.030
7	10.288	1:40.750	55	14.310	1:44.327	11	19.071	1:40.092	4	21.303	1:42.861	4	24.955	1:43.030
69	10.426	1:42.288	11	18.954	1:42.962	69	29.515	1:55.901	8	1 LAP	2:08.198	69	39.662	1:45.140
11	15.409	1:39.978	77	32.757	1:46.315	43	38.983	1:45.362	69	33.900	1:44.690	8	1 LAP	2:03.713
77	25.859	1:45.583	43	33.596	1:45.971	77	40.874	1:48.092	43	44.680	1:46.002	77	51.765	1:45.792
99	26.727	1:46.064	99	39.598	1:52.288	99	52.791	1:53.168	77	45.351	1:44.782	99	1:06.913	1:46.291
43	27.042	1:45.276	8	1:39.166	2:06.257				99	1:00.000	1:47.514	43	1:20.536	2:15.234
8	1:12.326	2:01.183												

Bookatrack.com Caterham Graduates Championship (Super Grads)
QUALIFYING - RACE 4 - CLASSIFICATION

POS	NO	CL	NAME	ENTRY	TIME	ON	LAPS	GAP	DIFF	MPH
1	101		Trevor NEWMAN	Caterham 7	1:35.630	6	7			79.99
2	190		David PEARCE	Caterham 7	1:36.249	8	8	0.619	0.619	79.48
3	103		James SIBBET	Caterham 7	1:36.437	2	9	0.807	0.188	79.32
4	102		Edward BENSON	Caterham 7	1:36.459	7	9	0.829	0.022	79.30
5	155		Darrell WILSON	Caterham 7	1:36.625	4	9	0.995	0.166	79.17
6	106		Paul TURLEY	Caterham 7	1:36.789	3	9	1.159	0.164	79.03
7	180		Toby BRIANT	Caterham 7	1:36.799	5	8	1.169	0.010	79.03
8	124		Jamie WARING	Caterham 7	1:36.817	7	9	1.187	0.018	79.01
9	188		Alan HARBER	Caterham 7	1:36.823	3	8	1.193	0.006	79.01
10	122		Luke TZOUROU	Caterham 7	1:36.989	4	9	1.359	0.166	78.87
11	115		Mick WHITEHEAD	Caterham 7	1:37.057	6	8	1.427	0.068	78.82
12	141		Kevin DODD	Caterham 7	1:37.098	3	8	1.468	0.041	78.78
13	127		Gareth CORDEY	Caterham 7	1:37.103	7	9	1.473	0.005	78.78
14	116		Kenny YOUNG	Caterham 7	1:37.220	8	8	1.590	0.117	78.68
15	118		Michael ROWLAND	Caterham 7	1:37.244	8	9	1.614	0.024	78.66
16	133		Jonathan MILLER	Caterham 7	1:37.629	8	8	1.999	0.385	78.35
17	134		Dylan STANLEY	Caterham 7	1:37.668	2	8	2.038	0.039	78.32
18	144		Bill HOMBERSLEY	Caterham 7	1:38.036	5	8	2.406	0.368	78.03
19	171		Rob WINROW	Caterham 7	1:38.201	7	8	2.571	0.165	77.90
20	121		Andy SKINNER	Caterham 7	1:38.261	7	8	2.631	0.060	77.85
21	119		Neil SHINNER	Caterham 7	1:38.320	7	9	2.690	0.059	77.80
22	132		Martin GEE	Caterham 7	1:38.784	6	8	3.154	0.464	77.44
23	146		Nick PANCISI	Caterham 7	1:38.852	4	8	3.222	0.068	77.38
24	160		Peter HUGHES	Caterham 7	1:39.901	2	8	4.271	1.049	76.57
25	131		Colin JARDINE	Caterham 7	1:40.156	5	8	4.526	0.255	76.38

Weather / Track : Sunny / Dry

These results are provisional until the conclusion of any judicial and technical matters.

Croft
 Circuit Length = 2.1250 miles
 Start: 10:16 End: 10:33

Clerk of Course :	Timekeeper :
-------------------	--------------

Bookatrack.com Caterham Graduates Championship (Super Grads)

QUALIFYING - RACE 4 - LAP ANALYSIS

101	Trevor NEWMAN		Caterham 7				
1 -	1:41.716	+ 6.086	10:20:16.487	5 -	1:36.360	+ 0.730	10:26:43.568
2 -	1:37.153	+ 1.523	10:21:53.640	6 -	1:35.630		10:28:19.198
3 -	1:37.460	+ 1.830	10:23:31.100	7 -	1:40.366	+ 4.736	10:29:59.564
4 -	1:36.108	+ 0.478	10:25:07.208				
102	Edward BENSON		Caterham 7				
1 -	1:37.679	+ 1.220	10:20:09.551	6 -	1:36.668	+ 0.209	10:28:22.366
2 -	1:37.061	+ 0.602	10:21:46.612	7 -	1:36.459		10:29:58.825
3 -	1:37.250	+ 0.791	10:23:23.862	8 -	1:37.087	+ 0.628	10:31:35.912
4 -	1:41.647	+ 5.188	10:25:05.509	9 -	1:36.859	+ 0.400	10:33:12.771
5 -	1:40.189	+ 3.730	10:26:45.698				
103	James SIBBET		Caterham 7				
1 -	1:39.939	+ 3.502	10:20:17.267	6 -	1:37.666	+ 1.229	10:28:27.967
2 -	1:36.437		10:21:53.704	7 -	1:37.309	+ 0.872	10:30:05.276
3 -	1:39.174	+ 2.737	10:23:32.878	8 -	1:37.046	+ 0.609	10:31:42.322
4 -	1:37.250	+ 0.813	10:25:10.128	9 -	1:40.950	+ 4.513	10:33:23.272
5 -	1:40.173	+ 3.736	10:26:50.301				
106	Paul TURLEY		Caterham 7				
1 -	1:37.965	+ 1.176	10:20:10.217	6 -	1:36.794	+ 0.005	10:28:19.927
2 -	1:37.598	+ 0.809	10:21:47.815	7 -	1:37.116	+ 0.327	10:29:57.043
3 -	1:36.789		10:23:24.604	8 -	1:37.054	+ 0.265	10:31:34.097
4 -	1:36.957	+ 0.168	10:25:01.561	9 -	1:38.809	+ 2.020	10:33:12.906
5 -	1:41.572	+ 4.783	10:26:43.133				
115	Mick WHITEHEAD		Caterham 7				
1 -	1:40.827	+ 3.770	10:20:28.723	5 -	1:37.321	+ 0.264	10:26:58.839
2 -	1:37.441	+ 0.384	10:22:06.164	6 -	1:37.057		10:28:35.896
3 -	1:37.711	+ 0.654	10:23:43.875	7 -	1:38.358	+ 1.301	10:30:14.254
4 -	1:37.643	+ 0.586	10:25:21.518	8 -	1:38.158	+ 1.101	10:31:52.412
116	Kenny YOUNG		Caterham 7				
1 -	1:43.943	+ 6.723	10:20:37.089	5 -	1:37.855	+ 0.635	10:27:12.062
2 -	1:39.978	+ 2.758	10:22:17.067	6 -	1:38.462	+ 1.242	10:28:50.524
3 -	1:38.395	+ 1.175	10:23:55.462	7 -	1:38.025	+ 0.805	10:30:28.549
4 -	1:38.745	+ 1.525	10:25:34.207	8 -	1:37.220		10:32:05.769
118	Michael ROWLAND		Caterham 7				
1 -	1:38.601	+ 1.357	10:20:13.820	6 -	1:38.835	+ 1.591	10:28:27.389
2 -	1:38.619	+ 1.375	10:21:52.439	7 -	1:38.205	+ 0.961	10:30:05.594
3 -	1:39.185	+ 1.941	10:23:31.624	8 -	1:37.244		10:31:42.838
4 -	1:38.138	+ 0.894	10:25:09.762	9 -	1:39.364	+ 2.120	10:33:22.202
5 -	1:38.792	+ 1.548	10:26:48.554				
119	Neil SHINNER		Caterham 7				
1 -	1:40.426	+ 2.106	10:20:13.237	6 -	1:39.895	+ 1.575	10:28:28.251
2 -	1:38.933	+ 0.613	10:21:52.170	7 -	1:38.320		10:30:06.571
3 -	1:38.852	+ 0.532	10:23:31.022	8 -	1:38.629	+ 0.309	10:31:45.200
4 -	1:38.327	+ 0.007	10:25:09.349	9 -	1:38.968	+ 0.648	10:33:24.168
5 -	1:39.007	+ 0.687	10:26:48.356				
121	Andy SKINNER		Caterham 7				
1 -	1:42.366	+ 4.105	10:20:43.096	5 -	1:38.626	+ 0.365	10:27:20.942
2 -	1:39.555	+ 1.294	10:22:22.651	6 -	1:40.675	+ 2.414	10:29:01.617
3 -	1:39.554	+ 1.293	10:24:02.205	7 -	1:38.261		10:30:39.878
4 -	1:40.111	+ 1.850	10:25:42.316	8 -	1:39.354	+ 1.093	10:32:19.232
122	Luke TZOUROU		Caterham 7				
1 -	1:38.446	+ 1.457	10:20:11.945	6 -	1:37.340	+ 0.351	10:28:23.500
2 -	1:37.885	+ 0.896	10:21:49.830	7 -	1:37.049	+ 0.060	10:30:00.549
3 -	1:37.141	+ 0.152	10:23:26.971	8 -	1:37.157	+ 0.168	10:31:37.706

Croft
Circuit Length = 2.1250 miles
Start: 10:16 End: 10:33

Weather / Track : Sunny / Dry

Bookatrack.com Caterham Graduates Championship (Super Grads)

QUALIFYING - RACE 4 - LAP ANALYSIS

4 -	1:36.989		10:25:03.960	9 -	1:37.683	+ 0.694	10:33:15.389
5 -	1:42.200	+ 5.211	10:26:46.160				
124	Jamie WARING		Caterham 7				
1 -	1:39.233	+ 2.416	10:20:09.883	6 -	1:36.850	+ 0.033	10:28:19.563
2 -	1:37.761	+ 0.944	10:21:47.644	7 -	1:36.817		10:29:56.380
3 -	1:37.463	+ 0.646	10:23:25.107	8 -	1:37.204	+ 0.387	10:31:33.584
4 -	1:37.616	+ 0.799	10:25:02.723	9 -	1:50.221	+ 13.404	10:33:23.805
5 -	1:39.990	+ 3.173	10:26:42.713				
127	Gareth CORDEY		Caterham 7				
1 -	1:40.036	+ 2.933	10:20:23.437	6 -	1:37.183	+ 0.080	10:28:32.470
2 -	1:38.943	+ 1.840	10:22:02.380	7 -	1:37.103		10:30:09.573
3 -	1:38.016	+ 0.913	10:23:40.396	8 -	1:37.202	+ 0.099	10:31:46.775
4 -	1:37.158	+ 0.055	10:25:17.554	9 -	1:38.092	+ 0.989	10:33:24.867
5 -	1:37.733	+ 0.630	10:26:55.287				
131	Colin JARDINE		Caterham 7				
1 -	1:45.928	+ 5.772	10:20:34.187	5 -	1:40.156		10:27:24.950
2 -	1:43.938	+ 3.782	10:22:18.125	6 -	2:03.620	+ 23.464	10:29:28.570
3 -	1:43.963	+ 3.807	10:24:02.088	7 -	1:43.285	+ 3.129	10:31:11.855
4 -	1:42.706	+ 2.550	10:25:44.794	8 -	1:41.995	+ 1.839	10:32:53.850
132	Martin GEE		Caterham 7				
1 -	1:40.784	+ 2.000	10:20:40.692	5 -	1:39.899	+ 1.115	10:27:20.275
2 -	1:40.006	+ 1.222	10:22:20.698	6 -	1:38.784		10:28:59.059
3 -	1:40.294	+ 1.510	10:24:00.992	7 -	1:39.354	+ 0.570	10:30:38.413
4 -	1:39.384	+ 0.600	10:25:40.376	8 -	1:39.283	+ 0.499	10:32:17.696
133	Jonathan MILLER		Caterham 7				
1 -	1:48.089	+ 10.460	10:20:39.779	5 -	1:38.525	+ 0.896	10:27:30.593
2 -	1:46.571	+ 8.942	10:22:26.350	6 -	1:40.755	+ 3.126	10:29:11.348
3 -	1:38.465	+ 0.836	10:24:04.815	7 -	1:39.606	+ 1.977	10:30:50.954
4 -	1:47.253	+ 9.624	10:25:52.068	8 -	1:37.629		10:32:28.583
134	Dylan STANLEY		Caterham 7				
1 -	1:38.542	+ 0.874	10:20:33.595	5 -	1:38.476	+ 0.808	10:27:10.248
2 -	1:37.668		10:22:11.263	6 -	1:38.450	+ 0.782	10:28:48.698
3 -	1:42.345	+ 4.677	10:23:53.608	7 -	1:38.195	+ 0.527	10:30:26.893
4 -	1:38.164	+ 0.496	10:25:31.772	8 -	1:37.673	+ 0.005	10:32:04.566
141	Kevin DODD		Caterham 7				
1 -	1:40.353	+ 3.255	10:20:48.838	5 -	1:38.282	+ 1.184	10:27:19.416
2 -	1:37.570	+ 0.472	10:22:26.408	6 -	1:38.238	+ 1.140	10:28:57.654
3 -	1:37.098		10:24:03.506	7 -	1:38.228	+ 1.130	10:30:35.882
4 -	1:37.628	+ 0.530	10:25:41.134	8 -	1:53.197 P	+ 16.099	10:32:29.079
144	Bill HOMBERSLEY		Caterham 7				
1 -	1:44.563	+ 6.527	10:20:47.331	5 -	1:38.036		10:27:23.068
2 -	1:39.997	+ 1.961	10:22:27.328	6 -	1:39.999	+ 1.963	10:29:03.067
3 -	1:38.476	+ 0.440	10:24:05.804	7 -	1:41.907	+ 3.871	10:30:44.974
4 -	1:39.228	+ 1.192	10:25:45.032	8 -	1:39.749	+ 1.713	10:32:24.723
146	Nick PANCISI		Caterham 7				
1 -	1:40.777	+ 1.925	10:20:23.046	5 -	1:39.856	+ 1.004	10:27:01.411
2 -	1:39.677	+ 0.825	10:22:02.723	6 -	1:40.801	+ 1.949	10:28:42.212
3 -	1:39.980	+ 1.128	10:23:42.703	7 -	1:40.625	+ 1.773	10:30:22.837
4 -	1:38.852		10:25:21.555	8 -	1:39.947	+ 1.095	10:32:02.784
155	Darrell WILSON		Caterham 7				
1 -	1:38.171	+ 1.546	10:20:11.235	6 -	1:37.900	+ 1.275	10:28:17.876
2 -	1:37.133	+ 0.508	10:21:48.368	7 -	1:39.487	+ 2.862	10:29:57.363
3 -	1:37.109	+ 0.484	10:23:25.477	8 -	1:38.056	+ 1.431	10:31:35.419
4 -	1:36.625		10:25:02.102	9 -	1:38.424	+ 1.799	10:33:13.843

Croft
Circuit Length = 2.1250 miles
Start: 10:16 End: 10:33

Weather / Track : Sunny / Dry


Bookatrack.com Caterham Graduates Championship (Super Grads)

QUALIFYING - RACE 4 - LAP ANALYSIS

5 -	1:37.874	+ 1.249	10:26:39.976				
160	Peter HUGHES		Caterham 7				
1 -	1:42.651	+ 2.750	10:20:52.956	5 -	1:40.973	+ 1.072	10:27:35.636
2 -	1:39.901		10:22:32.857	6 -	1:41.791	+ 1.890	10:29:17.427
3 -	1:40.811	+ 0.910	10:24:13.668	7 -	1:40.168	+ 0.267	10:30:57.595
4 -	1:40.995	+ 1.094	10:25:54.663	8 -	1:40.218	+ 0.317	10:32:37.813
171	Rob WINROW		Caterham 7				
1 -	1:46.830	+ 8.629	10:20:29.730	5 -	1:42.006	+ 3.805	10:27:10.996
2 -	1:40.396	+ 2.195	10:22:10.126	6 -	1:41.338	+ 3.137	10:28:52.334
3 -	1:39.313	+ 1.112	10:23:49.439	7 -	1:38.201		10:30:30.535
4 -	1:39.551	+ 1.350	10:25:28.990	8 -	1:39.858	+ 1.657	10:32:10.393
180	Toby BRIANT		Caterham 7				
1 -	1:38.726	+ 1.927	10:20:32.109	5 -	1:36.799		10:27:00.777
2 -	1:37.318	+ 0.519	10:22:09.427	6 -	2:10.499	+ 33.700	10:29:11.276
3 -	1:37.081	+ 0.282	10:23:46.508	7 -	1:37.769	+ 0.970	10:30:49.045
4 -	1:37.470	+ 0.671	10:25:23.978	8 -	1:37.618	+ 0.819	10:32:26.663
188	Alan HARBER		Caterham 7				
1 -	1:42.863	+ 6.040	10:20:51.937	5 -	1:38.372	+ 1.549	10:27:39.635
2 -	1:37.445	+ 0.622	10:22:29.382	6 -	1:38.230	+ 1.407	10:29:17.865
3 -	1:36.823		10:24:06.205	7 -	1:38.309	+ 1.486	10:30:56.174
4 -	1:55.058	+ 18.235	10:26:01.263	8 -	1:37.946	+ 1.123	10:32:34.120
190	David PEARCE		Caterham 7				
1 -	1:40.766	+ 4.517	10:20:48.113	5 -	1:36.520	+ 0.271	10:27:15.454
2 -	1:37.554	+ 1.305	10:22:25.667	6 -	1:36.899	+ 0.650	10:28:52.353
3 -	1:36.626	+ 0.377	10:24:02.293	7 -	1:36.333	+ 0.084	10:30:28.686
4 -	1:36.641	+ 0.392	10:25:38.934	8 -	1:36.249		10:32:04.935

Bookatrack.com Caterham Graduates Championship (Super Grads)

RACE 4 - GRID

ROW 13	1:40.156 131 Colin JARDINE		
ROW 12		1:38.852 146 Nick PANCISI	1:39.901 160 Peter HUGHES
ROW 11	1:38.320 119 Neil SHINNER		1:38.784 132 Martin GEE
ROW 10		1:38.201 171 Rob WINROW	1:38.261 121 Andy SKINNER
ROW 9	1:37.668 134 Dylan STANLEY		1:38.036 144 Bill HOMBERSLEY
ROW 8		1:37.244 118 Michael ROWLAND	1:37.629 133 Jonathan MILLER
ROW 7	1:37.103 127 Gareth CORDEY		1:37.220 116 Kenny YOUNG
ROW 6		1:37.057 115 Mick WHITEHEAD	1:37.098 141 Kevin DODD
ROW 5	1:36.823 188 Alan HARBER		1:36.989 122 Luke TZOUROU
ROW 4		1:36.799 180 Toby BRIANT	1:36.817 124 Jamie WARING
ROW 3	1:36.625 155 Darrell WILSON		1:36.789 106 Paul TURLEY
ROW 2		1:36.437 103 James SIBBET	1:36.459 102 Edward BENSON
ROW 1	1:35.630 101 Trevor NEWMAN		1:36.249 190 David PEARCE
Pole			
			

Croft
Circuit Length = 2.1250 miles

These results are provisional until the conclusion of any judicial and technical matters.

Clerk of Course :

Timekeeper :

Bookatrack.com Caterham Graduates Championship (Super Grads)

RACE 4 - CLASSIFICATION

POS	NO	CL	NAME	ENTRY	LAPS	TIME	GAP	DIFF	MPH	BEST	ON
1	101		Trevor NEWMAN	Caterham 7	13	21:09.055			78.36	1:36.243	9
2	103		James SIBBET	Caterham 7	13	21:09.378	0.323	0.323	78.34	1:36.252	11
3	190		David PEARCE	Caterham 7	13	21:10.821	1.766	1.443	78.25	1:36.615	11
4	106		Paul TURLEY	Caterham 7	13	21:23.048	13.993	12.227	77.51	1:36.990	7
5	102		Edward BENSON	Caterham 7	13	21:23.111	14.056	0.063	77.50	1:36.754	7
6	124		Jamie WARING	Caterham 7	13	21:24.907	15.852	1.796	77.39	1:36.686	7
7	188		Alan HARBER	Caterham 7	13	21:25.382	16.327	0.475	77.37	1:37.195	7
8	115		Mick WHITEHEAD	Caterham 7	13	21:25.537	16.482	0.155	77.36	1:37.300	4
9	155		Darrell WILSON	Caterham 7	13	21:26.112	17.057	0.575	77.32	1:36.944	3
10	141		Kevin DODD	Caterham 7	13	21:29.696	20.641	3.584	77.11	1:37.705	8
11	127		Gareth CORDEY	Caterham 7	13	21:36.491	27.436	6.795	76.70	1:36.935	4
12	118		Michael ROWLAND	Caterham 7	13	21:37.655	28.600	1.164	76.63	1:36.772	4
13	134		Dylan STANLEY	Caterham 7	13	21:42.575	33.520	4.920	76.34	1:37.695	4
14	116		Kenny YOUNG	Caterham 7	13	21:42.851	33.796	0.276	76.33	1:38.120	13
15	133		Jonathan MILLER	Caterham 7	13	21:43.457	34.402	0.606	76.29	1:37.920	4
16	119		Neil SHINNER	Caterham 7	13	21:43.796	34.741	0.339	76.27	1:37.952	8
17	144		Bill HOMBERSLEY	Caterham 7	13	21:44.277	35.222	0.481	76.25	1:37.653	9
18	180		Toby BRIANT	Caterham 7	13	21:49.924	40.869	5.647	75.92	1:37.475	4
19	122		Luke TZOUROU	Caterham 7	13	21:59.362	50.307	9.438	75.37	1:37.736	4
20	132		Martin GEE	Caterham 7	13	22:05.874	56.819	6.512	75.00	1:40.320	8
21	146		Nick PANCISI	Caterham 7	13	22:06.624	57.569	0.750	74.96	1:39.754	4
22	160		Peter HUGHES	Caterham 7	13	22:10.412	1:01.357	3.788	74.75	1:39.887	10
23	131		Colin JARDINE	Caterham 7	13	22:30.202	1:21.147	19.790	73.65	1:41.114	3
24	171		Rob WINROW	Caterham 7	12	21:34.481	1 lap	1 lap	70.91	1:41.908	2

NOT CLASSIFIED

DNF	121		Andy SKINNER	Caterham 7	10	17:02.513	3 laps	2 laps	74.81	1:39.672	9
-----	-----	--	--------------	------------	----	-----------	--------	--------	-------	----------	---

FASTEST LAP

	101		Trevor NEWMAN	Caterham 7	9	1:36.243			79.48 mph	127.92 kph	
--	-----	--	---------------	------------	---	----------	--	--	-----------	------------	--

Weather / Track : Bright / Dry
 These results are provisional until the conclusion of any judicial and technical matters.

Croft
 Circuit Length = 2.1250 miles
 Start: 14:31 End: 14:54

Clerk of Course :		Timekeeper :	
-------------------	--	--------------	--

Bookatrack.com Caterham Graduates Championship (Super Grads)

RACE 4 - LAP CHART

Lap 1			Lap 2			Lap 3			Lap 4			Lap 5		
No	Behind	Laptime	No	Behind	Laptime	No	Behind	Laptime	No	Behind	Laptime	No	Behind	Laptime
101		1:43.310	190		1:36.795	190		1:36.924	190		1:37.425	190		1:36.832
190	0.464	1:43.774	101	0.404	1:37.663	101	0.364	1:36.884	101	0.632	1:37.693	103	1.638	1:37.563
155	0.939	1:44.249	155	0.877	1:37.197	155	0.897	1:36.944	103	0.907	1:37.022	101	1.895	1:38.095
103	1.354	1:44.664	103	1.138	1:37.043	103	1.310	1:37.096	155	1.223	1:37.751	155	2.328	1:37.937
106	1.667	1:44.977	106	1.972	1:37.564	106	2.323	1:37.275	106	2.813	1:37.915	106	3.459	1:37.478
102	2.093	1:45.403	102	2.387	1:37.553	102	2.995	1:37.532	102	3.773	1:38.203	102	3.982	1:37.041
124	2.475	1:45.785	124	3.366	1:38.150	124	3.234	1:36.792	124	4.055	1:38.246	124	4.427	1:37.204
188	2.783	1:46.093	188	3.622	1:38.098	188	3.986	1:37.288	188	4.693	1:38.132	188	5.198	1:37.337
141	3.488	1:46.798	141	4.492	1:38.263	115	5.162	1:37.546	115	5.037	1:37.300	115	7.193	1:38.988
115	3.645	1:46.955	115	4.540	1:38.154	180	6.293	1:37.871	180	6.343	1:37.475	141	9.750	1:39.446
180	4.294	1:47.604	180	5.346	1:38.311	141	6.541	1:38.973	141	7.136	1:38.020	127	14.943	1:41.500
122	5.758	1:49.068	118	7.714	1:38.871	118	8.577	1:37.787	118	7.924	1:36.772	118	14.958	1:43.866
118	6.102	1:49.412	122	8.628	1:40.129	122	9.718	1:38.014	122	10.029	1:37.736	116	16.124	1:41.791
116	6.159	1:49.469	116	8.942	1:40.042	116	10.297	1:38.279	127	10.275	1:36.935	134	16.665	1:40.321
127	6.760	1:50.070	127	9.181	1:39.680	127	10.765	1:38.508	116	11.165	1:38.293	133	16.791	1:39.312
171	8.114	1:51.424	134	11.488	1:39.553	134	12.906	1:38.342	134	13.176	1:37.695	180	18.295	1:48.784
133	8.719	1:52.029	133	11.987	1:40.527	133	13.816	1:38.753	133	14.311	1:37.920	119	22.807	1:39.385
119	8.980	1:52.290	171	12.763	1:41.908	119	17.819	1:41.633	119	20.254	1:39.860	144	24.048	1:39.075
134	9.194	1:52.504	119	13.110	1:41.389	132	19.251	1:41.902	144	21.805	1:39.204	132	26.770	1:41.206
146	9.787	1:53.097	146	13.589	1:41.061	121	19.919	1:42.241	132	22.396	1:40.570	121	27.347	1:41.130
132	10.586	1:53.896	132	14.273	1:40.946	144	20.026	1:41.048	121	23.049	1:40.555	146	27.742	1:41.319
121	11.099	1:54.409	121	14.602	1:40.762	146	20.926	1:44.261	146	23.255	1:39.754	160	29.797	1:40.967
131	12.145	1:55.455	144	15.902	1:40.357	131	21.347	1:41.114	131	25.333	1:41.411	131	31.193	1:42.692
144	12.804	1:56.114	131	17.157	1:42.271	160	22.442	1:41.118	160	25.662	1:40.645	122	34.738	2:01.541
160	13.836	1:57.146	160	18.248	1:41.671	171	34.527	1:58.688	171	50.364	1:53.262	171	1:02.033	1:48.501

Bookatrack.com Caterham Graduates Championship (Super Grads)

RACE 4 - LAP CHART

Lap 6			Lap 7			Lap 8			Lap 9			Lap 10		
No	Behind	Laptime	No	Behind	Laptime	No	Behind	Laptime	No	Behind	Laptime	No	Behind	Laptime
190		1:37.312	190		1:37.330	190		1:36.836	190		1:36.696	190		1:37.028
101	1.767	1:37.184	101	1.331	1:36.894	101	0.822	1:36.327	101	0.369	1:36.243	101	0.385	1:37.044
103	1.890	1:37.564	103	1.549	1:36.989	103	1.369	1:36.656	103	1.227	1:36.554	103	1.242	1:37.043
155	2.586	1:37.570	155	2.705	1:37.449	155	4.155	1:38.286	106	7.085	1:38.801	106	10.126	1:40.069
106	3.907	1:37.760	106	3.567	1:36.990	106	4.980	1:38.249	155	7.335	1:39.876	155	10.894	1:40.587
102	4.660	1:37.990	102	4.084	1:36.754	102	5.351	1:38.103	102	8.171	1:39.516	102	10.907	1:39.764
124	5.066	1:37.951	124	4.422	1:36.686	188	7.699	1:39.016	188	9.347	1:38.344	124	11.293	1:38.568
188	5.654	1:37.768	188	5.519	1:37.195	124	7.946	1:40.360	124	9.753	1:38.503	188	11.417	1:39.098
115	8.585	1:38.704	115	9.129	1:37.874	115	10.030	1:37.737	115	11.464	1:38.130	115	12.437	1:38.001
141	11.034	1:38.596	141	11.729	1:38.025	141	12.598	1:37.705	141	14.362	1:38.460	141	15.958	1:38.624
127	17.762	1:40.131	118	20.162	1:39.599	118	21.416	1:38.090	118	22.739	1:38.019	127	24.075	1:37.883
118	17.893	1:40.247	127	21.103	1:40.671	127	22.147	1:37.880	127	23.220	1:37.769	118	24.303	1:38.592
133	18.454	1:38.975	180	22.150	1:39.739	180	23.397	1:38.083	134	27.131	1:40.297	134	29.805	1:39.702
134	18.640	1:39.287	134	22.153	1:40.843	134	23.530	1:38.213	133	27.666	1:39.175	133	30.557	1:39.919
180	19.741	1:38.758	133	23.983	1:42.859	133	25.187	1:38.040	116	28.932	1:38.314	116	30.878	1:38.974
116	24.724	1:45.912	116	25.981	1:38.587	116	27.314	1:38.169	119	29.428	1:38.337	119	31.397	1:38.997
119	25.234	1:39.739	119	26.671	1:38.767	119	27.787	1:37.952	144	29.822	1:37.653	144	31.949	1:39.155
144	25.817	1:39.081	144	27.924	1:39.437	144	28.865	1:37.777	180	35.287	1:48.586	180	38.082	1:39.823
132	30.522	1:41.064	132	34.717	1:41.525	132	38.201	1:40.320	121	42.254	1:39.672	121	45.561	1:40.335
121	31.502	1:41.467	146	35.980	1:41.730	121	39.278	1:40.099	132	42.615	1:41.110	132	45.987	1:40.400
146	31.580	1:41.150	121	36.015	1:41.843	146	39.524	1:40.380	146	43.061	1:40.233	122	46.366	1:39.823
160	33.651	1:41.166	160	37.215	1:40.894	122	41.582	1:40.574	122	43.571	1:38.685	146	46.913	1:40.880
122	36.617	1:39.191	122	37.844	1:38.557	160	41.759	1:41.380	160	44.962	1:39.899	160	47.821	1:39.887
131	46.019	1:52.138	131	51.438	1:42.749	131	56.925	1:42.323	131	1:02.341	1:42.112	131	1:07.301	1:41.988
171	1:10.340	1:45.619	171	1:17.733	1:44.723	171	1:25.887	1:44.990	171	1:32.820	1:43.629			


Bookatrack.com Caterham Graduates Championship (Super Grads)

RACE 4 - LAP CHART

Lap 11			Lap 12			Lap 13		
No	Behind	Laptime	No	Behind	Laptime	No	Behind	Laptime
190		1:36.615	190		1:37.045	101		1:38.191
101	0.417	1:36.647	101	0.252	1:36.880	103	0.323	1:38.133
103	0.879	1:36.252	103	0.633	1:36.799	190	1.766	1:40.209
171	1 LAP	1:46.589	171	1 LAP	1:43.398	106	13.993	1:38.685
102	12.540	1:38.248	102	13.149	1:37.654	102	14.056	1:39.350
106	13.403	1:39.892	106	13.751	1:37.393	124	15.852	1:38.675
124	14.389	1:39.711	124	15.620	1:38.276	188	16.327	1:38.901
188	14.663	1:39.861	188	15.869	1:38.251	115	16.482	1:38.886
155	14.786	1:40.507	115	16.039	1:38.236	155	17.057	1:39.054
115	14.848	1:39.026	155	16.446	1:38.705	141	20.641	1:39.670
141	18.606	1:39.263	141	19.414	1:37.853	171	1 LAP	1:51.750
127	26.024	1:38.564	127	27.576	1:38.597	127	27.436	1:38.303
118	26.418	1:38.730	118	29.798	1:40.425	118	28.600	1:37.245
134	31.885	1:38.695	134	33.155	1:38.315	134	33.520	1:38.808
133	32.487	1:38.545	116	34.119	1:38.528	116	33.796	1:38.120
116	32.636	1:38.373	133	34.851	1:39.409	133	34.402	1:37.994
119	33.214	1:38.432	119	35.153	1:38.984	119	34.741	1:38.031
144	33.880	1:38.546	144	35.569	1:38.734	144	35.222	1:38.096
180	39.768	1:38.301	180	40.808	1:38.085	180	40.869	1:38.504
122	49.157	1:39.406	122	50.433	1:38.321	122	50.307	1:38.317
132	51.049	1:41.677	132	54.638	1:40.634	132	56.819	1:40.624
146	52.319	1:42.021	146	55.277	1:40.003	146	57.569	1:40.735
160	52.638	1:41.432	160	55.844	1:40.251	160	1:01.357	1:43.956
131	1:12.922	1:42.236	131	1:17.676	1:41.799	131	1:21.147	1:41.914

Bookatrack.com Caterham Graduates Championship (Super Grads)

RACE 13 - GRID

ROW 13	1:41.995 131 Colin JARDINE		
ROW 12		1:39.677 146 Nick PANCISI	1:40.168 160 Peter HUGHES
ROW 11	1:39.283 132 Martin GEE		1:39.313 171 Rob WINROW
ROW 10		1:38.476 144 Bill HOMBERSLEY	1:38.626 121 Andy SKINNER
ROW 9	1:38.327 119 Neil SHINNER		1:38.465 133 Jonathan MILLER
ROW 8		1:37.855 116 Kenny YOUNG	1:38.138 118 Michael ROWLAND
ROW 7	1:37.570 141 Kevin DODD		1:37.673 134 Dylan STANLEY
ROW 6		1:37.321 115 Mick WHITEHEAD	1:37.445 188 Alan HARBER
ROW 5	1:37.109 155 Darrell WILSON		1:37.158 127 Gareth CORDEY
ROW 4		1:37.049 122 Luke TZOUROU	1:37.081 180 Toby BRIANT
ROW 3	1:36.850 124 Jamie WARING		1:37.046 103 James SIBBET
ROW 2		1:36.668 102 Edward BENSON	1:36.794 106 Paul TURLEY
ROW 1	1:36.108 101 Trevor NEWMAN		1:36.333 190 David PEARCE
Pole			
			

Croft
Circuit Length = 2.1250 miles

These results are provisional until the conclusion of any judicial and technical matters.

Clerk of Course :		Timekeeper :

Bookatrack.com Caterham Graduates Championship (Super Grads)

RACE 13 - CLASSIFICATION

POS	NO	CL	NAME	ENTRY	LAPS	TIME	GAP	DIFF	MPH	BEST	ON
1	190		David PEARCE	Caterham 7	13	21:04.949			78.62	1:36.280	12
2	101		Trevor NEWMAN	Caterham 7	13	21:05.391	0.442	0.442	78.59	1:35.954	13
3	102		Edward BENSON	Caterham 7	13	21:15.413	10.464	10.022	77.97	1:36.929	5
4	103		James SIBBET	Caterham 7	13	21:15.675	10.726	0.262	77.95	1:36.619	7
5	106		Paul TURLEY	Caterham 7	13	21:18.335	13.386	2.660	77.79	1:37.438	10
6	124		Jamie WARING	Caterham 7	13	21:18.434	13.485	0.099	77.79	1:37.102	7
7	116		Kenny YOUNG	Caterham 7	13	21:39.135	34.186	20.701	76.55	1:38.159	12
8	118		Michael ROWLAND	Caterham 7	13	21:39.291	34.342	0.156	76.54	1:37.274	12
9	134		Dylan STANLEY	Caterham 7	13	21:48.745	43.796	9.454	75.98	1:38.572	3
10	119		Neil SHINNER	Caterham 7	13	21:59.620	54.671	10.875	75.36	1:39.424	3
11	144		Bill HOMBERSLEY	Caterham 7	13	22:01.973	57.024	2.353	75.22	1:39.375	3
12	121		Andy SKINNER	Caterham 7	13	22:04.600	59.651	2.627	75.08	1:40.138	8
13	171		Rob WINROW	Caterham 7	13	22:05.400	1:00.451	0.800	75.03	1:39.348	7
14	180		Toby BRIANT	Caterham 7	13	22:07.510	1:02.561	2.110	74.91	1:37.731	3
15	115		Mick WHITEHEAD	Caterham 7	13	22:12.014	1:07.065	4.504	74.66	1:38.351	5
16	146		Nick PANCISI	Caterham 7	13	22:16.504	1:11.555	4.490	74.41	1:40.062	7
17	133		Jonathan MILLER	Caterham 7	13	22:18.482	1:13.533	1.978	74.30	1:38.929	11
18	160		Peter HUGHES	Caterham 7	13	22:23.602	1:18.653	5.120	74.01	1:40.022	10
19	131		Colin JARDINE	Caterham 7	13	22:29.627	1:24.678	6.025	73.68	1:40.202	10
NOT CLASSIFIED											
DNF	188		Alan HARBER	Caterham 7	12	19:49.496	1 lap	1 lap	77.17	1:37.818	9
DNF	127		Gareth CORDEY	Caterham 7	12	19:49.906	1 lap	0.410	77.14	1:37.347	9
DNF	122		Luke TZOUROU	Caterham 7	12	19:50.062	1 lap	0.156	77.13	1:37.631	3
DNF	132		Martin GEE	Caterham 7	12	20:17.184	1 lap	27.122	75.42	1:39.696	3
DNF	155		Darrell WILSON	Caterham 7	10	16:43.798	3 laps	2 laps	76.21	1:37.073	6
DNF	141		Kevin DODD	Caterham 7	4	6:43.362	9 laps	6 laps	75.86	1:38.291	4
FASTEST LAP											
	101		Trevor NEWMAN	Caterham 7	13	1:35.954		79.72 mph		128.30 kph	

Weather / Track : Cloudy / Dry

These results are provisional until the conclusion of any judicial and technical matters.

Croft
Circuit Length = 2.1250 miles
Start: 14:48 End: 15:12

Clerk of Course :

Timekeeper :

Bookatrack.com Caterham Graduates Championship (Super Grads)

RACE 13 - LAP CHART

Lap 1			Lap 2			Lap 3			Lap 4			Lap 5		
No	Behind	Laptime	No	Behind	Laptime	No	Behind	Laptime	No	Behind	Laptime	No	Behind	Laptime
190		1:43.420	190		1:37.856	190		1:36.790	190		1:36.915	190		1:36.701
102	0.411	1:43.831	102	0.443	1:37.888	101	1.794	1:37.839	101	1.974	1:37.095	101	2.038	1:36.765
101	0.532	1:43.952	101	0.745	1:38.069	106	2.197	1:37.937	106	2.882	1:37.600	102	3.355	1:36.929
106	1.106	1:44.526	106	1.050	1:37.800	102	2.740	1:39.087	102	3.127	1:37.302	106	4.011	1:37.830
124	1.419	1:44.839	124	1.568	1:38.005	103	2.885	1:37.901	103	3.240	1:37.270	103	4.214	1:37.675
103	2.046	1:45.466	103	1.774	1:37.584	124	2.989	1:38.211	124	3.595	1:37.521	155	5.060	1:37.810
155	2.385	1:45.805	155	2.203	1:37.674	155	3.246	1:37.833	155	3.951	1:37.620	124	5.417	1:38.523
127	4.401	1:47.821	127	4.649	1:38.104	127	6.050	1:38.191	127	7.578	1:38.443	127	9.273	1:38.396
141	4.969	1:48.389	141	5.493	1:38.380	141	7.005	1:38.302	188	8.077	1:37.977	188	9.521	1:38.145
188	5.143	1:48.563	188	5.612	1:38.325	188	7.015	1:38.193	141	8.381	1:38.291	122	11.037	1:38.630
180	5.716	1:49.136	180	6.519	1:38.659	180	7.460	1:37.731	180	8.679	1:38.134	134	15.730	1:39.652
122	6.081	1:49.501	122	7.289	1:39.064	122	8.130	1:37.631	122	9.108	1:37.893	116	16.024	1:39.012
134	6.920	1:50.340	134	8.349	1:39.285	134	10.131	1:38.572	134	12.779	1:39.563	118	16.290	1:39.001
116	7.116	1:50.536	116	8.679	1:39.419	116	11.268	1:39.379	116	13.713	1:39.360	132	20.650	1:40.342
118	7.593	1:51.013	118	9.126	1:39.389	118	11.576	1:39.240	118	13.990	1:39.329	119	20.900	1:40.180
121	8.266	1:51.686	132	10.724	1:40.034	132	13.630	1:39.696	132	17.009	1:40.294	133	21.428	1:40.051
132	8.546	1:51.966	121	10.961	1:40.551	119	13.850	1:39.424	119	17.421	1:40.486	144	23.227	1:39.624
119	8.753	1:52.173	119	11.216	1:40.319	133	14.583	1:39.529	133	18.078	1:40.410	121	24.024	1:40.966
133	9.346	1:52.766	133	11.844	1:40.354	121	15.034	1:40.863	121	19.759	1:41.640	115	24.212	1:38.351
144	11.176	1:54.596	144	14.201	1:40.881	144	16.786	1:39.375	144	20.304	1:40.433	180	24.503	1:52.525
171	11.807	1:55.227	171	15.353	1:41.402	171	18.805	1:40.242	115	22.562	1:39.434	171	27.234	1:40.033
146	12.124	1:55.544	146	15.756	1:41.488	115	20.043	1:39.467	171	23.902	1:42.012	146	28.220	1:40.340
160	12.742	1:56.162	160	16.969	1:42.083	146	20.741	1:41.775	146	24.581	1:40.755	160	33.267	1:44.493
131	13.765	1:57.185	115	17.366	1:40.123	160	21.769	1:41.590	160	25.475	1:40.621	131	35.102	1:42.464
115	15.099	1:58.519	131	19.069	1:43.160	131	23.745	1:41.466	131	29.339	1:42.509			

Bookatrack.com Caterham Graduates Championship (Super Grads)

RACE 13 - LAP CHART

Lap 6			Lap 7			Lap 8			Lap 9			Lap 10		
No	Behind	Laptime	No	Behind	Laptime	No	Behind	Laptime	No	Behind	Laptime	No	Behind	Laptime
190		1:36.628	190		1:36.741	190		1:37.398	190		1:36.383	190		1:36.686
101	1.856	1:36.446	101	1.907	1:36.792	101	1.115	1:36.606	101	1.181	1:36.449	101	1.108	1:36.613
102	4.463	1:37.736	102	4.947	1:37.225	102	4.908	1:37.359	102	6.146	1:37.621	102	7.232	1:37.772
106	4.890	1:37.507	103	5.581	1:36.619	103	4.998	1:36.815	103	6.315	1:37.700	103	7.482	1:37.853
155	5.505	1:37.073	106	6.086	1:37.937	106	6.506	1:37.818	106	7.607	1:37.484	106	8.359	1:37.438
103	5.703	1:38.117	124	6.449	1:37.102	124	7.120	1:38.069	124	7.923	1:37.186	124	8.657	1:37.420
124	6.088	1:37.299	155	7.105	1:38.341	155	8.867	1:39.160	155	13.043	1:40.559	188	17.305	1:39.051
188	10.984	1:38.091	188	13.001	1:38.758	188	13.505	1:37.902	188	14.940	1:37.818	127	17.768	1:39.034
127	11.585	1:38.940	127	13.707	1:38.863	127	14.456	1:38.147	127	15.420	1:37.347	122	18.247	1:38.623
122	12.735	1:38.326	122	14.047	1:38.053	122	15.003	1:38.354	122	16.310	1:37.690	116	26.249	1:39.100
116	18.697	1:39.301	116	20.442	1:38.486	116	21.772	1:38.728	116	23.835	1:38.446	155	28.280	1:51.923 P
134	19.196	1:40.094	118	22.880	1:40.153	118	23.989	1:38.507	118	26.901	1:39.295	118	28.648	1:38.433
118	19.468	1:39.806	134	23.383	1:40.928	134	27.161	1:41.176	134	29.855	1:39.077	134	32.378	1:39.209
132	24.924	1:40.902	132	29.456	1:41.273	132	32.252	1:40.194	132	37.131	1:41.262	132	40.910	1:40.465
119	25.227	1:40.955	133	29.996	1:40.691	119	32.330	1:39.595	119	37.520	1:41.573	119	41.159	1:40.325
133	26.046	1:41.246	119	30.133	1:41.647	133	32.870	1:40.272	115	37.990	1:40.725	180	41.924	1:40.530
115	26.526	1:38.942	115	30.517	1:40.732	180	33.344	1:39.540	180	38.080	1:41.119	115	41.955	1:40.651
144	27.216	1:40.617	180	31.202	1:39.502	115	33.648	1:40.529	144	38.697	1:40.591	144	42.912	1:40.901
121	28.134	1:40.738	144	31.774	1:41.299	144	34.489	1:40.113	121	39.429	1:40.642	121	43.360	1:40.617
180	28.441	1:40.566	121	32.430	1:41.037	121	35.170	1:40.138	171	40.282	1:40.803	171	44.263	1:40.667
171	30.506	1:39.900	171	33.113	1:39.348	171	35.862	1:40.147	146	48.111	1:45.788	146	52.721	1:41.296
146	31.846	1:40.254	146	35.167	1:40.062	146	38.706	1:40.937	133	54.119	1:57.632	133	56.848	1:39.415
160	39.404	1:42.765	160	44.372	1:41.709	160	48.211	1:41.237	131	54.903	1:41.567	131	58.419	1:40.202
131	39.606	1:41.132	131	45.326	1:42.461	131	49.719	1:41.791	160	55.561	1:43.733	160	58.897	1:40.022

Bookatrack.com Caterham Graduates Championship (Super Grads)

RACE 13 - LAP CHART

Lap 11			Lap 12			Lap 13		
No	Behind	Laptime	No	Behind	Laptime	No	Behind	Laptime
190		1:36.725	190		1:36.280	190		1:36.426
101	0.438	1:36.055	101	0.914	1:36.756	101	0.442	1:35.954
102	8.656	1:38.149	102	9.599	1:37.223	102	10.464	1:37.291
103	8.757	1:38.000	103	10.034	1:37.557	103	10.726	1:37.118
106	9.687	1:38.053	106	10.975	1:37.568	106	13.386	1:38.837
124	10.109	1:38.177	124	11.396	1:37.567	124	13.485	1:38.515
188	18.779	1:38.199	188	20.973	1:38.474	116	34.186	1:40.893
127	19.359	1:38.316	127	21.383	1:38.304	118	34.342	1:39.924
122	19.713	1:38.191	122	21.539	1:38.106	134	43.796	1:43.000
116	27.840	1:38.316	116	29.719	1:38.159	119	54.671	1:41.434
118	29.850	1:37.927	118	30.844	1:37.274	144	57.024	1:42.362
134	34.452	1:38.799	134	37.222	1:39.050	121	59.651	1:44.185
132	44.613	1:40.428	132	48.661	1:40.328	171	1:00.451	1:43.866
119	45.246	1:40.812	115	48.821	1:39.181	180	1:02.561	1:49.478
115	45.920	1:40.690	180	49.509	1:39.312	115	1:07.065	1:54.670
180	46.477	1:41.278	119	49.663	1:40.697	146	1:11.555	1:44.550
144	47.259	1:41.072	144	51.088	1:40.109	133	1:13.533	1:46.580
121	47.890	1:41.255	121	51.892	1:40.282	160	1:18.653	1:45.015
171	48.616	1:41.078	171	53.011	1:40.675	131	1:24.678	1:45.046
146	57.227	1:41.231	133	1:03.379	1:40.607			
133	59.052	1:38.929	146	1:03.431	1:42.484			
131	1:02.904	1:41.210	160	1:10.064	1:42.899			
160	1:03.445	1:41.273	131	1:16.058	1:49.434			



Formula Renault BARC Championship QUALIFYING - RACE 9 - CLASSIFICATION



POS	NO	CL	NAME	ENTRY	TIME	ON	LAPS	GAP	DIFF	MPH
1	1		Kieren CLARK	Apotex Scorpio Motorsport	1:20.690	3	7			94.80
2	7		Ahmad AL HARTHY	Hillspeed	1:20.943	6	7	0.253	0.253	94.51
3	2		Josh MULHOLLAND	Alpine Motorsport	1:20.976	7	9	0.286	0.033	94.47
4	13		Joe CROOK	Apotex Scorpio Motorsport	1:21.148	7	9	0.458	0.172	94.27
5	27		Brett PARRIS	Antel Motorsport	1:21.192	6	8	0.502	0.044	94.22
6	99		James THEODORE	Hillspeed	1:21.196	6	8	0.506	0.004	94.21
7	24		Sasha RADOLA	Tempus Sport	1:21.230	7	11	0.540	0.034	94.17
8	8		Dino ZAMPARELLI	Reon Motorsport	1:21.377	5	9	0.687	0.147	94.00
9	14		Callum HOLLAND	Tempus Sport	1:21.393	9	11	0.703	0.016	93.98
10	12		Jordi WECKX	Apex Engineering with Alpine Motorsport	1:21.442	10	13	0.752	0.049	93.93
11	15		Don DE GRAAFF	Tempus Sport	1:21.543	10	12	0.853	0.101	93.81
12	4		Kourosh KHANI	Welch Motorsport	1:21.660	11	13	0.970	0.117	93.68
13	26		David SUTTON	Team Avago	1:21.914	7	13	1.224	0.254	93.39
14	18	P	Steven DURRANT	Driver	1:22.316	7	13	1.626	0.402	92.93
15	10		Archie HAMILTON	Welch Motorsport	1:22.449	2	13	1.759	0.133	92.78
16	28	P	Andrew JARMAN	Driver	1:22.896	3	12	2.206	0.447	92.28
17	22		Ellis HARKINS	Hillspeed	1:23.392	7	13	2.702	0.496	91.73
18	6	P	Alex CRAVEN	Driver	1:24.283	4	11	3.593	0.891	90.76

Weather / Track : Sunny / Dry

These results are provisional until the conclusion of any judicial and technical matters.

Croft
Circuit Length = 2.1250 miles
Start: 10:44 End: 11:06

Clerk of Course :	Timekeeper :
-------------------	--------------



Formula Renault BARC Championship

QUALIFYING - RACE 9 - LAP ANALYSIS

1	Kieren CLARK (GBR)			Apotex Scorpio Motorsport			
1 -	1:21.825	+ 1.135	10:55:54.046	5 -	1:23.960	+ 3.270	11:01:25.150
2 -	1:25.609	+ 4.919	10:57:19.655	6 -	1:20.878	+ 0.188	11:02:46.028
3 -	1:20.690		10:58:40.345	7 -	1:28.001 P	+ 7.311	11:04:14.029
4 -	1:20.845	+ 0.155	11:00:01.190				
2	Josh MULHOLLAND (GBR)			Alpine Motorsport			
1 -	1:43.138	+ 22.162	10:54:22.483	6 -	1:28.907	+ 7.931	11:01:19.046
2 -	1:23.640	+ 2.664	10:55:46.123	7 -	1:20.976		11:02:40.022
3 -	1:21.590	+ 0.614	10:57:07.713	8 -	1:27.619	+ 6.643	11:04:07.641
4 -	1:21.316	+ 0.340	10:58:29.029	9 -	1:20.190 P	+ -0.786	11:05:27.831
5 -	1:21.110	+ 0.134	10:59:50.139				
4	Kourosh KHANI (IRI)			Welch Motorsport			
1 -	1:46.262	+ 24.602	10:48:46.986	8 -	1:22.132	+ 0.472	10:58:34.781
2 -	1:22.401	+ 0.741	10:50:09.387	9 -	1:25.307	+ 3.647	11:00:00.088
3 -	1:21.690	+ 0.030	10:51:31.077	10 -	1:21.802	+ 0.142	11:01:21.890
4 -	1:21.788	+ 0.128	10:52:52.865	11 -	1:21.660		11:02:43.550
5 -	1:22.648	+ 0.988	10:54:15.513	12 -	1:27.709	+ 6.049	11:04:11.259
6 -	1:33.004	+ 11.344	10:55:48.517	13 -	1:41.335 P	+ 19.675	11:05:52.594
7 -	1:24.132	+ 2.472	10:57:12.649				
6	Alex CRAVEN (GBR)			P Driver			
1 -	1:30.536	+ 6.253	10:49:34.927	7 -	2:37.012	+ 1:12.729	10:59:49.626
2 -	1:26.272	+ 1.989	10:51:01.199	8 -	1:24.808	+ 0.525	11:01:14.434
3 -	1:26.158	+ 1.875	10:52:27.357	9 -	1:24.923	+ 0.640	11:02:39.357
4 -	1:24.283		10:53:51.640	10 -	1:25.338	+ 1.055	11:04:04.695
5 -	1:43.488	+ 19.205	10:55:35.128	11 -	1:24.554	+ 0.271	11:05:29.249
6 -	1:37.486 P	+ 13.203	10:57:12.614				
7	Ahmad AL HARTHY (OMA)			Hillspeed			
1 -	1:25.910	+ 4.967	10:49:10.264	5 -	1:21.052	+ 0.109	10:54:48.840
2 -	1:21.708	+ 0.765	10:50:31.972	6 -	1:20.943		10:56:09.783
3 -	1:21.341	+ 0.398	10:51:53.313	7 -	1:23.237 P	+ 2.294	10:57:33.020
4 -	1:34.475	+ 13.532	10:53:27.788				
8	Dino ZAMPARELLI (GBR)			Reon Motorsport			
1 -	1:52.334	+ 30.957	10:54:20.560	6 -	1:25.109	+ 3.732	11:01:12.178
2 -	1:22.109	+ 0.732	10:55:42.669	7 -	1:22.532	+ 1.155	11:02:34.710
3 -	1:21.532	+ 0.155	10:57:04.201	8 -	1:22.934	+ 1.557	11:03:57.644
4 -	1:21.491	+ 0.114	10:58:25.692	9 -	1:21.383	+ 0.006	11:05:19.027
5 -	1:21.377		10:59:47.069				
10	Archie HAMILTON (GBR)			Welch Motorsport			
1 -	1:30.006	+ 7.557	10:48:25.257	8 -	1:23.498	+ 1.049	10:58:09.820
2 -	1:22.449		10:49:47.706	9 -	1:22.869	+ 0.420	10:59:32.689
3 -	1:22.664	+ 0.215	10:51:10.370	10 -	1:22.923	+ 0.474	11:00:55.612
4 -	1:24.410	+ 1.961	10:52:34.780	11 -	1:27.004	+ 4.555	11:02:22.616
5 -	1:26.131	+ 3.682	10:54:00.911	12 -	1:23.235	+ 0.786	11:03:45.851
6 -	1:22.789	+ 0.340	10:55:23.700	13 -	1:23.086	+ 0.637	11:05:08.937
7 -	1:22.622	+ 0.173	10:56:46.322				
12	Jordi WECKX (BEL)			Apex Engineering with Alpine Motorsport			
1 -	1:26.899	+ 5.457	10:48:58.850	8 -	1:56.099	+ 34.657	10:59:18.693
2 -	1:31.413	+ 9.971	10:50:30.263	9 -	1:22.969	+ 1.527	11:00:41.662
3 -	1:21.964	+ 0.522	10:51:52.227	10 -	1:21.442		11:02:03.104
4 -	1:21.772	+ 0.330	10:53:13.999	11 -	1:21.649	+ 0.207	11:03:24.753
5 -	1:21.618	+ 0.176	10:54:35.617	12 -	1:21.739	+ 0.297	11:04:46.492
6 -	1:25.166	+ 3.724	10:56:00.783	13 -	1:27.178 P	+ 5.736	11:06:13.670
7 -	1:21.811	+ 0.369	10:57:22.594				
13	Joe CROOK (GBR)			Apotex Scorpio Motorsport			
1 -	1:24.306	+ 3.158	10:53:53.561	6 -	1:21.441	+ 0.293	11:00:45.269

Croft
Circuit Length = 2.1250 miles
Start: 10:44 End: 11:06

Weather / Track : Sunny / Dry

Formula Renault BARC Championship

QUALIFYING - RACE 9 - LAP ANALYSIS

2 -	1:25.202	+ 4.054	10:55:18.763	7 -	1:21.148		11:02:06.417
3 -	1:22.042	+ 0.894	10:56:40.805	8 -	1:21.376	+ 0.228	11:03:27.793
4 -	1:21.529	+ 0.381	10:58:02.334	9 -	1:19.546 P	+ -1.602	11:04:47.339
5 -	1:21.494	+ 0.346	10:59:23.828				
14	Callum HOLLAND (GBR)			Tempus Sport			
1 -	1:24.166	+ 2.773	10:50:26.354	7 -	1:26.576	+ 5.183	10:58:50.038
2 -	1:22.047	+ 0.654	10:51:48.401	8 -	1:21.562	+ 0.169	11:00:11.600
3 -	1:29.681	+ 8.288	10:53:18.082	9 -	1:21.393		11:01:32.993
4 -	1:22.442	+ 1.049	10:54:40.524	10 -	1:22.950	+ 1.557	11:02:55.943
5 -	1:21.520	+ 0.127	10:56:02.044	11 -	1:20.314 P	+ -1.079	11:04:16.257
6 -	1:21.418	+ 0.025	10:57:23.462				
15	Don DE GRAAFF (GBR)			Tempus Sport			
1 -	1:22.969	+ 1.426	10:50:00.793	7 -	1:25.025	+ 3.482	10:58:15.077
2 -	1:21.959	+ 0.416	10:51:22.752	8 -	1:22.030	+ 0.487	10:59:37.107
3 -	1:21.710	+ 0.167	10:52:44.462	9 -	1:21.744	+ 0.201	11:00:58.851
4 -	1:21.994	+ 0.451	10:54:06.456	10 -	1:21.543		11:02:20.394
5 -	1:21.863	+ 0.320	10:55:28.319	11 -	1:22.052	+ 0.509	11:03:42.446
6 -	1:21.733	+ 0.190	10:56:50.052	12 -	1:22.569	+ 1.026	11:05:05.015
18	Steven DURRANT (GBR)			P Driver			
1 -	1:25.143	+ 2.827	10:48:12.752	8 -	1:22.569	+ 0.253	10:57:53.156
2 -	1:23.108	+ 0.792	10:49:35.860	9 -	1:20.071 P	+ -2.245	10:59:13.227
3 -	1:23.169	+ 0.853	10:50:59.029	10 -	2:22.447	+ 1:00.131	11:01:35.674
4 -	1:23.015	+ 0.699	10:52:22.044	11 -	1:22.723	+ 0.407	11:02:58.397
5 -	1:23.285	+ 0.969	10:53:45.329	12 -	1:24.380	+ 2.064	11:04:22.777
6 -	1:22.942	+ 0.626	10:55:08.271	13 -	1:22.567	+ 0.251	11:05:45.344
7 -	1:22.316		10:56:30.587				
22	Ellis HARKINS (IRL)			Hillspeed			
1 -	1:28.431	+ 5.039	10:48:54.940	8 -	1:24.406	+ 1.014	10:58:45.047
2 -	1:25.454	+ 2.062	10:50:20.394	9 -	1:34.652	+ 11.260	11:00:19.699
3 -	1:24.626	+ 1.234	10:51:45.020	10 -	1:24.273	+ 0.881	11:01:43.972
4 -	1:23.477	+ 0.085	10:53:08.497	11 -	1:24.387	+ 0.995	11:03:08.359
5 -	1:25.157	+ 1.765	10:54:33.654	12 -	1:24.224	+ 0.832	11:04:32.583
6 -	1:23.595	+ 0.203	10:55:57.249	13 -	1:24.316	+ 0.924	11:05:56.899
7 -	1:23.392		10:57:20.641				
24	Sasha RADOLA (CRO)			Tempus Sport			
1 -	1:27.022	+ 5.792	10:50:06.346	7 -	1:21.230		10:58:20.523
2 -	1:21.813	+ 0.583	10:51:28.159	8 -	1:24.051	+ 2.821	10:59:44.574
3 -	1:22.592	+ 1.362	10:52:50.751	9 -	1:21.264	+ 0.034	11:01:05.838
4 -	1:23.694	+ 2.464	10:54:14.445	10 -	1:21.764	+ 0.534	11:02:27.602
5 -	1:21.589	+ 0.359	10:55:36.034	11 -	1:22.002	+ 0.772	11:03:49.604
6 -	1:23.259	+ 2.029	10:56:59.293				
26	David SUTTON (GBR)			Team Avago			
1 -	1:35.230	+ 13.316	10:48:38.565	8 -	1:22.889	+ 0.975	10:58:17.360
2 -	1:23.496	+ 1.582	10:50:02.061	9 -	1:23.449	+ 1.535	10:59:40.809
3 -	1:22.771	+ 0.857	10:51:24.832	10 -	1:22.319	+ 0.405	11:01:03.128
4 -	1:22.418	+ 0.504	10:52:47.250	11 -	1:22.102	+ 0.188	11:02:25.230
5 -	1:22.874	+ 0.960	10:54:10.124	12 -	1:22.079	+ 0.165	11:03:47.309
6 -	1:22.433	+ 0.519	10:55:32.557	13 -	1:22.656	+ 0.742	11:05:09.965
7 -	1:21.914		10:56:54.471				
27	Brett PARRIS (GBR)			Antel Motorsport			
1 -	1:34.104	+ 12.912	10:50:16.803	5 -	1:31.009	+ 9.817	10:55:52.613
2 -	1:21.920	+ 0.728	10:51:38.723	6 -	1:21.192		10:57:13.805
3 -	1:21.574	+ 0.382	10:53:00.297	7 -	1:21.393	+ 0.201	10:58:35.198
4 -	1:21.307	+ 0.115	10:54:21.604	8 -	1:35.699 P	+ 14.507	11:00:10.897
28	Andrew JARMAN (GBR)			P Driver			
1 -	1:26.587	+ 3.691	10:48:22.748	7 -	1:23.425	+ 0.529	10:56:45.776

Croft
Circuit Length = 2.1250 miles
Start: 10:44 End: 11:06

Weather / Track : Sunny / Dry

Formula Renault BARC Championship
QUALIFYING - RACE 9 - LAP ANALYSIS

2 -	1:23.525	+ 0.629	10:49:46.273	8 -	1:25.881	+ 2.985	10:58:11.657
3 -	1:22.896		10:51:09.169	9 -	1:25.302 P	+ 2.406	10:59:36.959
4 -	1:23.214	+ 0.318	10:52:32.383	10 -	3:25.130	+ 2:02.234	11:03:02.089
5 -	1:26.287	+ 3.391	10:53:58.670	11 -	1:24.209	+ 1.313	11:04:26.298
6 -	1:23.681	+ 0.785	10:55:22.351	12 -	1:24.203	+ 1.307	11:05:50.501
99	James THEODORE (GBR)			Hillspeed			
1 -	1:22.168	+ 0.972	10:49:40.987	5 -	1:21.331	+ 0.135	10:55:10.683
2 -	1:21.610	+ 0.414	10:51:02.597	6 -	1:21.196		10:56:31.879
3 -	1:24.867	+ 3.671	10:52:27.464	7 -	1:21.554	+ 0.358	10:57:53.433
4 -	1:21.888	+ 0.692	10:53:49.352	8 -	1:28.844 P	+ 7.648	10:59:22.277

Formula Renault BARC Championship RACE 9 - GRID



ROW 9	1:23.392 22 Ellis HARKINS	1:24.283 6 Alex CRAVEN
ROW 8	1:22.449 10 Archie HAMILTON	1:22.896 28 Andrew JARMAN
ROW 7	1:21.914 26 David SUTTON	1:22.316 18 Steven DURRANT
ROW 6	1:21.543 15 Don DE GRAAFF	1:21.660 4 Kourosh KHANI
ROW 5	1:21.393 14 Callum HOLLAND	1:21.442 12 Jordi WECKX
ROW 4	1:21.230 24 Sasha RADOLA	1:21.377 8 Dino ZAMPARELLI
ROW 3	1:21.192 27 Brett PARRIS	1:21.196 99 James THEODORE
ROW 2	1:20.976 2 Josh MULHOLLAND	1:21.148 13 Joe CROOK
ROW 1	1:20.690 1 Kieren CLARK	1:20.943 7 Ahmad AL HARTHY
Pole		

Croft
Circuit Length = 2.1250 miles

These results are provisional until the conclusion of any judicial and technical matters.

Clerk of Course :		Timekeeper :
-------------------	--	--------------





Formula Renault BARC Championship QUALIFYING - RACE 17 - CLASSIFICATION



POS	NO	CL	NAME	ENTRY	TIME	ON	LAPS	GAP	DIFF	MPH
1	1		Kieren CLARK	Apotex Scorpio Motorsport	1:20.796	7	9			94.68
2	2		Josh MULHOLLAND	Alpine Motorsport	1:21.288	8	9	0.492	0.492	94.11
3	24		Sasha RADOLA	Tempus Sport	1:21.435	12	13	0.639	0.147	93.94
4	7		Ahmad AL HARTHY	Hillspeed	1:21.454	4	10	0.658	0.019	93.91
5	99		James THEODORE	Hillspeed	1:21.641	8	10	0.845	0.187	93.70
6	8		Dino ZAMPARELLI	Reon Motorsport	1:21.670	9	11	0.874	0.029	93.67
7	13		Joe CROOK	Apotex Scorpio Motorsport	1:21.747	3	9	0.951	0.077	93.58
8	27		Brett PARRIS	Antel Motorsport	1:21.872	11	12	1.076	0.125	93.43
9	15		Don DE GRAAFF	Tempus Sport	1:21.961	12	14	1.165	0.089	93.33
10	14		Callum HOLLAND	Tempus Sport	1:22.176	4	13	1.380	0.215	93.09
11	12		Jordi WECKX	Apex Engineering with Alpine Motorsport	1:22.368	12	13	1.572	0.192	92.87
12	4		Kourosh KHANI	Welch Motorsport	1:22.469	4	12	1.673	0.101	92.76
13	26		David SUTTON	Team Avago	1:22.653	8	13	1.857	0.184	92.55
14	18	P	Steven DURRANT	Driver	1:22.919	12	13	2.123	0.266	92.25
15	10		Archie HAMILTON	Welch Motorsport	1:23.240	12	13	2.444	0.321	91.90
16	28	P	Andrew JARMAN	Driver	1:23.553	11	11	2.757	0.313	91.55
17	22		Ellis HARKINS	Hillspeed	1:24.069	10	12	3.273	0.516	90.99
18	6	P	Alex CRAVEN	Driver	1:24.972	4	4	4.176	0.903	90.03

Weather / Track : Cloudy / Dry

These results are provisional until the conclusion of any judicial and technical matters.

Croft
Circuit Length = 2.1250 miles
Start: 16:49 End: 17:10

Clerk of Course :

Timekeeper :



Formula Renault BARC Championship

QUALIFYING - RACE 17 - LAP ANALYSIS

1	Kieren CLARK (GBR)		Apotex Scorpio Motorsport				
1 -	1:22.774	+ 1.978	16:59:14.280	6 -	1:21.024	+ 0.228	17:06:00.402
2 -	1:21.350	+ 0.554	17:00:35.630	7 -	1:20.796		17:07:21.198
3 -	1:21.244	+ 0.448	17:01:56.874	8 -	1:21.015	+ 0.219	17:08:42.213
4 -	1:21.370	+ 0.574	17:03:18.244	9 -	1:33.745 P	+ 12.949	17:10:15.958
5 -	1:21.134	+ 0.338	17:04:39.378				
2	Josh MULHOLLAND (GBR)		Alpine Motorsport				
1 -	1:41.432	+ 20.144	16:58:31.643	6 -	1:21.549	+ 0.261	17:05:30.706
2 -	1:29.692	+ 8.404	17:00:01.335	7 -	1:21.613	+ 0.325	17:06:52.319
3 -	1:22.309	+ 1.021	17:01:23.644	8 -	1:21.288		17:08:13.607
4 -	1:23.357	+ 2.069	17:02:47.001	9 -	1:21.623	+ 0.335	17:09:35.230
5 -	1:22.156	+ 0.868	17:04:09.157				
4	Kourosh KHANI (IRI)		Welch Motorsport				
1 -	1:25.392	+ 2.923	16:52:32.181	7 -	1:22.566	+ 0.097	17:00:57.748
2 -	1:23.057	+ 0.588	16:53:55.238	8 -	1:22.668	+ 0.199	17:02:20.416
3 -	1:23.082	+ 0.613	16:55:18.320	9 -	1:23.571	+ 1.102	17:03:43.987
4 -	1:22.469		16:56:40.789	10 -	1:22.858	+ 0.389	17:05:06.845
5 -	1:22.834	+ 0.365	16:58:03.623	11 -	1:22.968	+ 0.499	17:06:29.813
6 -	1:31.559	+ 9.090	16:59:35.182	12 -	1:26.327 P	+ 3.858	17:07:56.140
6	Alex CRAVEN (GBR)		P Driver				
1 -	1:28.022	+ 3.050	16:52:52.343	3 -	1:26.176	+ 1.204	16:55:45.077
2 -	1:26.558	+ 1.586	16:54:18.901	4 -	1:24.972		16:57:10.049
7	Ahmad AL HARTHY (OMA)		Hillspeed				
1 -	1:26.478	+ 5.024	16:53:11.329	6 -	5:16.346	+ 3:54.892	17:03:58.700
2 -	1:22.463	+ 1.009	16:54:33.792	7 -	1:23.068	+ 1.614	17:05:21.768
3 -	1:21.803	+ 0.349	16:55:55.595	8 -	1:21.522	+ 0.068	17:06:43.290
4 -	1:21.454		16:57:17.049	9 -	1:21.472	+ 0.018	17:08:04.762
5 -	1:25.305 P	+ 3.851	16:58:42.354	10 -	1:21.559	+ 0.105	17:09:26.321
8	Dino ZAMPARELLI (GBR)		Reon Motorsport				
1 -	1:28.641	+ 6.971	16:52:47.152	7 -	4:13.690	+ 2:52.020	17:03:53.747
2 -	1:24.593	+ 2.923	16:54:11.745	8 -	1:21.976	+ 0.306	17:05:15.723
3 -	1:22.343	+ 0.673	16:55:34.088	9 -	1:21.670		17:06:37.393
4 -	1:22.132	+ 0.462	16:56:56.220	10 -	1:24.596	+ 2.926	17:08:01.989
5 -	1:21.819	+ 0.149	16:58:18.039	11 -	1:21.849	+ 0.179	17:09:23.838
6 -	1:22.018 P	+ 0.348	16:59:40.057				
10	Archie HAMILTON (GBR)		Welch Motorsport				
1 -	1:27.176	+ 3.936	16:52:37.917	8 -	1:23.524	+ 0.284	17:02:24.413
2 -	1:24.489	+ 1.249	16:54:02.406	9 -	1:41.668	+ 18.428	17:04:06.081
3 -	1:23.782	+ 0.542	16:55:26.188	10 -	1:27.004	+ 3.764	17:05:33.085
4 -	1:23.475	+ 0.235	16:56:49.663	11 -	1:23.330	+ 0.090	17:06:56.415
5 -	1:23.559	+ 0.319	16:58:13.222	12 -	1:23.240		17:08:19.655
6 -	1:23.506	+ 0.266	16:59:36.728	13 -	1:23.445	+ 0.205	17:09:43.100
7 -	1:24.161	+ 0.921	17:01:00.889				
12	Jordi WECKX (BEL)		Apex Engineering with Alpine Motorsport				
1 -	1:26.293	+ 3.925	16:52:58.009	8 -	1:22.669	+ 0.301	17:03:01.100
2 -	1:25.886	+ 3.518	16:54:23.895	9 -	1:22.782	+ 0.414	17:04:23.882
3 -	1:22.653	+ 0.285	16:55:46.548	10 -	1:24.409	+ 2.041	17:05:48.291
4 -	1:33.545	+ 11.177	16:57:20.093	11 -	1:22.610	+ 0.242	17:07:10.901
5 -	1:32.363	+ 9.995	16:58:52.456	12 -	1:22.368		17:08:33.269
6 -	1:23.256	+ 0.888	17:00:15.712	13 -	1:23.287 P	+ 0.919	17:09:56.556
7 -	1:22.719	+ 0.351	17:01:38.431				
13	Joe CROOK (GBR)		Apotex Scorpio Motorsport				
1 -	1:23.693	+ 1.946	16:58:55.971	6 -	1:22.372	+ 0.625	17:05:46.798
2 -	1:22.596	+ 0.849	17:00:18.567	7 -	1:22.307	+ 0.560	17:07:09.105
3 -	1:21.747		17:01:40.314	8 -	1:21.984	+ 0.237	17:08:31.089

Croft
Circuit Length = 2.1250 miles
Start: 16:49 End: 17:10

Weather / Track : Cloudy / Dry

Formula Renault BARC Championship

QUALIFYING - RACE 17 - LAP ANALYSIS

4 -	1:21.958	+ 0.211	17:03:02.272	9 -	1:23.180	+ 1.433	17:09:54.269
5 -	1:22.154	+ 0.407	17:04:24.426				
14	Callum HOLLAND (GBR)			Tempus Sport			
1 -	1:26.500	+ 4.324	16:52:25.874	8 -	1:22.277	+ 0.101	17:02:03.385
2 -	1:22.761	+ 0.585	16:53:48.635	9 -	1:19.958 P	+ -2.218	17:03:23.343
3 -	1:22.550	+ 0.374	16:55:11.185	10 -	2:29.656	+ 1:07.480	17:05:52.999
4 -	1:22.176		16:56:33.361	11 -	1:23.713	+ 1.537	17:07:16.712
5 -	1:22.807	+ 0.631	16:57:56.168	12 -	1:22.462	+ 0.286	17:08:39.174
6 -	1:22.736	+ 0.560	16:59:18.904	13 -	1:22.775	+ 0.599	17:10:01.949
7 -	1:22.204	+ 0.028	17:00:41.108				
15	Don DE GRAAFF (GBR)			Tempus Sport			
1 -	1:26.325	+ 4.364	16:52:27.545	8 -	1:21.993	+ 0.032	17:02:06.543
2 -	1:23.455	+ 1.494	16:53:51.000	9 -	1:22.837	+ 0.876	17:03:29.380
3 -	1:23.222	+ 1.261	16:55:14.222	10 -	1:27.970	+ 6.009	17:04:57.350
4 -	1:22.755	+ 0.794	16:56:36.977	11 -	1:22.291	+ 0.330	17:06:19.641
5 -	1:22.782	+ 0.821	16:57:59.759	12 -	1:21.961		17:07:41.602
6 -	1:22.472	+ 0.511	16:59:22.231	13 -	1:22.233	+ 0.272	17:09:03.835
7 -	1:22.319	+ 0.358	17:00:44.550	14 -	1:22.620	+ 0.659	17:10:26.455
18	Steven DURRANT (GBR)			P Driver			
1 -	1:26.116	+ 3.197	16:52:06.867	8 -	1:23.272	+ 0.353	17:01:54.132
2 -	1:23.985	+ 1.066	16:53:30.852	9 -	1:25.277 P	+ 2.358	17:03:19.409
3 -	1:23.727	+ 0.808	16:54:54.579	10 -	2:48.928	+ 1:26.009	17:06:08.337
4 -	1:23.374	+ 0.455	16:56:17.953	11 -	1:23.259	+ 0.340	17:07:31.596
5 -	1:25.303	+ 2.384	16:57:43.256	12 -	1:22.919		17:08:54.515
6 -	1:23.967	+ 1.048	16:59:07.223	13 -	1:33.065	+ 10.146	17:10:27.580
7 -	1:23.637	+ 0.718	17:00:30.860				
22	Ellis HARKINS (IRL)			Hillspeed			
1 -	1:42.187	+ 18.118	16:52:40.364	7 -	2:55.150	+ 1:31.081	17:02:48.150
2 -	1:27.942	+ 3.873	16:54:08.306	8 -	1:28.438	+ 4.369	17:04:16.588
3 -	1:26.201	+ 2.132	16:55:34.507	9 -	1:24.814	+ 0.745	17:05:41.402
4 -	1:24.892	+ 0.823	16:56:59.399	10 -	1:24.069		17:07:05.471
5 -	1:27.833	+ 3.764	16:58:27.232	11 -	1:24.932	+ 0.863	17:08:30.403
6 -	1:25.768 P	+ 1.699	16:59:53.000	12 -	1:26.432	+ 2.363	17:09:56.835
24	Sasha RADOLA (CRO)			Tempus Sport			
1 -	1:25.771	+ 4.336	16:52:17.669	8 -	2:59.635	+ 1:38.200	17:03:34.131
2 -	1:22.906	+ 1.471	16:53:40.575	9 -	1:22.019	+ 0.584	17:04:56.150
3 -	1:22.836	+ 1.401	16:55:03.411	10 -	1:21.795	+ 0.360	17:06:17.945
4 -	1:22.947	+ 1.512	16:56:26.358	11 -	1:21.580	+ 0.145	17:07:39.525
5 -	1:22.899	+ 1.464	16:57:49.257	12 -	1:21.435		17:09:00.960
6 -	1:22.554	+ 1.119	16:59:11.811	13 -	1:23.044	+ 1.609	17:10:24.004
7 -	1:22.685 P	+ 1.250	17:00:34.496				
26	David SUTTON (GBR)			Team Avago			
1 -	1:24.668	+ 2.015	16:53:12.966	8 -	1:22.653		17:02:56.175
2 -	1:23.345	+ 0.692	16:54:36.311	9 -	1:22.757	+ 0.104	17:04:18.932
3 -	1:23.061	+ 0.408	16:55:59.372	10 -	1:22.829	+ 0.176	17:05:41.761
4 -	1:22.920	+ 0.267	16:57:22.292	11 -	1:25.623	+ 2.970	17:07:07.384
5 -	1:23.053	+ 0.400	16:58:45.345	12 -	1:22.767	+ 0.114	17:08:30.151
6 -	1:25.438	+ 2.785	17:00:10.783	13 -	1:23.507	+ 0.854	17:09:53.658
7 -	1:22.739	+ 0.086	17:01:33.522				
27	Brett PARRIS (GBR)			Antel Motorsport			
1 -	1:39.803	+ 17.931	16:54:14.144	7 -	1:32.822	+ 10.950	17:02:40.087
2 -	1:24.196	+ 2.324	16:55:38.340	8 -	1:22.133	+ 0.261	17:04:02.220
3 -	1:22.220	+ 0.348	16:57:00.560	9 -	1:22.049	+ 0.177	17:05:24.269
4 -	1:22.271	+ 0.399	16:58:22.831	10 -	1:21.989	+ 0.117	17:06:46.258
5 -	1:22.178	+ 0.306	16:59:45.009	11 -	1:21.872		17:08:08.130
6 -	1:22.256	+ 0.384	17:01:07.265	12 -	1:28.148 P	+ 6.276	17:09:36.278

Croft
Circuit Length = 2.1250 miles
Start: 16:49 End: 17:10

Weather / Track : Cloudy / Dry

Formula Renault BARC Championship
QUALIFYING - RACE 17 - LAP ANALYSIS

28		Andrew JARMAN (GBR)			P Driver		
1 -	1:27.457	+ 3.904	16:52:13.363	7 -	1:25.118	+ 1.565	17:04:14.144
2 -	1:25.250	+ 1.697	16:53:38.613	8 -	1:24.402	+ 0.849	17:05:38.546
3 -	1:24.529	+ 0.976	16:55:03.142	9 -	1:23.728	+ 0.175	17:07:02.274
4 -	1:27.849	+ 4.296	16:56:30.991	10 -	1:23.714	+ 0.161	17:08:25.988
5 -	1:24.120 P	+ 0.567	16:57:55.111	11 -	1:23.553		17:09:49.541
6 -	4:53.915	+ 3:30.362	17:02:49.026				
99		James THEODORE (GBR)			Hillspeed		
1 -	1:25.407	+ 3.766	16:53:03.919	6 -	1:22.156	+ 0.515	17:00:09.827
2 -	1:22.016	+ 0.375	16:54:25.935	7 -	1:21.761	+ 0.120	17:01:31.588
3 -	1:21.925	+ 0.284	16:55:47.860	8 -	1:21.641		17:02:53.229
4 -	1:37.870	+ 16.229	16:57:25.730	9 -	1:21.839	+ 0.198	17:04:15.068
5 -	1:21.941	+ 0.300	16:58:47.671	10 -	1:22.125 P	+ 0.484	17:05:37.193

Formula Renault BARC Championship RACE 17 - GRID



ROW 9	1:24.069 22 Ellis HARKINS	1:24.972 6 Alex CRAVEN
ROW 8	1:23.240 10 Archie HAMILTON	1:23.553 28 Andrew JARMAN
ROW 7	1:22.653 26 David SUTTON	1:22.919 18 Steven DURRANT
ROW 6	1:22.368 12 Jordi WECKX	1:22.469 4 Kourosh KHANI
ROW 5	1:21.961 15 Don DE GRAAFF	1:22.176 14 Callum HOLLAND
ROW 4	1:21.747 13 Joe CROOK	1:21.872 27 Brett PARRIS
ROW 3	1:21.641 99 James THEODORE	1:21.670 8 Dino ZAMPARELLI
ROW 2	1:21.435 24 Sasha RADOLA	1:21.454 7 Ahmad AL HARTHY
ROW 1	1:20.796 1 Kieren CLARK	1:21.288 2 Josh MULHOLLAND
Pole		

Croft
Circuit Length = 2.1250 miles

These results are provisional until the conclusion of any judicial and technical matters.

Clerk of Course :		Timekeeper :
-------------------	--	--------------





Formula Renault BARC Championship RACE 9 - CLASSIFICATION



POS	NO	CL	NAME	ENTRY	LAPS	TIME	GAP	DIFF	MPH	BEST	ON
1	1		Kieren CLARK	Apotex Scorpio Motorsport	14	19:10.625			93.08	1:21.455	6
2	7		Ahmad AL HARTHY	Hillspeed	14	19:20.630	10.005	10.005	92.27	1:21.959	5
3	2		Josh MULHOLLAND	Alpine Motorsport	14	19:26.943	16.318	6.313	91.77	1:22.182	11
4	15		Don DE GRAAFF	Tempus Sport	14	19:28.009	17.384	1.066	91.69	1:22.357	11
5	27		Brett PARRIS	Antel Motorsport	14	19:28.531	17.906	0.522	91.65	1:22.231	12
6	13		Joe CROOK	Apotex Scorpio Motorsport	14	19:29.523	18.898	0.992	91.57	1:22.234	13
7	24		Sasha RADOLA	Tempus Sport	14	19:38.268	27.643	8.745	90.89	1:22.578	6
8	26		David SUTTON	Team Avago	14	19:42.517	31.892	4.249	90.57	1:23.032	12
9	99		James THEODORE	Hillspeed	14	19:46.359	35.734	3.842	90.27	1:21.874	9
10	18	P	Steven DURRANT	Driver	14	19:48.088	37.463	1.729	90.14	1:23.251	14
11	10		Archie HAMILTON	Welch Motorsport	14	19:59.589	48.964	11.501	89.28	1:24.072	6
12	28	P	Andrew JARMAN	Driver	14	20:00.244	49.619	0.655	89.23	1:23.430	10
13	6	P	Alex CRAVEN	Driver	14	20:20.170	1:09.545	19.926	87.77	1:25.169	13
14	22		Ellis HARKINS	Hillspeed	14	20:24.510	1:13.885	4.340	87.46	1:25.530	6

NOT CLASSIFIED

<i>DNF</i>	8		Dino ZAMPARELLI	Reon Motorsport	10	14:00.043	4 laps	4 laps	91.06	1:22.380	6
<i>DNF</i>	4		Kourosh KHANI	Welch Motorsport	6	8:33.734	8 laps	4 laps	89.34	1:23.286	6
<i>DNF</i>	12		Jordi WECKX	Apex Engineering with Alpine Motorsport	0						

FASTEST LAP

1			Kieren CLARK	Apotex Scorpio Motorsport	6	1:21.455	93.91 mph	151.14 kph
18	P		Steven DURRANT	Driver	14	1:23.251	91.89 mph	147.88 kph

Weather / Track : Cloudy / Damp

These results are provisional until the conclusion of any judicial and technical matters.

Croft
Circuit Length = 2.1250 miles
Start: 12:36 End: 12:56

Clerk of Course :	Timekeeper :
-------------------	--------------



Formula Renault BARC Championship
RACE 9 - LAP CHART

Lap 1			Lap 2			Lap 3			Lap 4			Lap 5		
No	Behind	Laptime	No	Behind	Laptime	No	Behind	Laptime	No	Behind	Laptime	No	Behind	Laptime
1		1:28.180	1		1:22.479	1		1:21.981	1		1:21.653	1		1:21.612
7	1.240	1:29.420	7	1.540	1:22.779	7	2.338	1:22.779	7	2.804	1:22.119	7	3.151	1:21.959
27	2.891	1:31.071	27	3.645	1:23.233	27	4.782	1:23.118	27	6.017	1:22.888	27	7.303	1:22.898
2	3.092	1:31.272	2	5.435	1:24.822	2	6.489	1:23.035	2	7.370	1:22.534	2	8.092	1:22.334
13	3.727	1:31.907	15	6.348	1:24.303	15	7.514	1:23.147	15	8.313	1:22.452	15	9.174	1:22.473
8	4.078	1:32.258	8	6.399	1:24.800	8	7.925	1:23.507	8	8.821	1:22.549	8	9.638	1:22.429
15	4.524	1:32.704	13	6.657	1:25.409	13	8.497	1:23.821	13	9.373	1:22.529	13	10.090	1:22.329
24	5.489	1:33.669	24	7.126	1:24.116	24	9.444	1:24.299	24	11.285	1:23.494	24	13.114	1:23.441
26	6.447	1:34.627	26	8.474	1:24.506	26	10.221	1:23.728	4	12.824	1:23.751	4	14.543	1:23.331
18	7.379	1:35.559	4	9.036	1:23.989	4	10.726	1:23.671	26	13.590	1:25.022	26	15.576	1:23.598
4	7.526	1:35.706	18	10.894	1:25.994	18	13.285	1:24.372	18	16.222	1:24.590	18	19.024	1:24.414
10	8.185	1:36.365	10	11.578	1:25.872	10	14.592	1:24.995	10	17.575	1:24.636	10	20.403	1:24.440
6	9.768	1:37.948	6	14.515	1:27.226	6	18.965	1:26.431	6	23.835	1:26.523	99	25.981	1:23.475
28	10.387	1:38.567	28	15.145	1:27.237	28	19.556	1:26.392	99	24.118	1:23.881	6	28.557	1:26.334
22	18.377	1:46.557	99	21.388	1:23.251	99	21.890	1:22.483	28	24.932	1:27.029	28	29.105	1:25.785
99	20.616	1:48.796	22	23.688	1:27.790	22	27.717	1:26.010	22	31.900	1:25.836	22	36.036	1:25.748

Formula Renault BARC Championship
RACE 9 - LAP CHART

Lap 6			Lap 7			Lap 8			Lap 9			Lap 10		
No	Behind	Laptime	No	Behind	Laptime	No	Behind	Laptime	No	Behind	Laptime	No	Behind	Laptime
1		1:21.455	1		1:21.481	1		1:21.639	1		1:21.622	1		1:21.575
7	3.854	1:22.158	7	4.520	1:22.147	7	5.099	1:22.218	7	5.706	1:22.229	7	6.838	1:22.707
27	8.927	1:23.079	2	11.049	1:23.238	2	11.797	1:22.387	2	12.777	1:22.602	2	13.713	1:22.511
2	9.292	1:22.655	15	11.328	1:22.656	15	12.620	1:22.931	15	13.368	1:22.370	15	14.287	1:22.494
15	10.153	1:22.434	27	11.661	1:24.215	27	13.199	1:23.177	27	14.277	1:22.700	27	15.047	1:22.345
8	10.563	1:22.380	8	11.795	1:22.713	13	13.826	1:23.226	13	14.759	1:22.555	13	15.744	1:22.560
13	11.040	1:22.405	13	12.239	1:22.680	8	14.296	1:24.140	8	15.108	1:22.434	8	16.366	1:22.833
24	14.237	1:22.578	24	15.653	1:22.897	24	17.024	1:23.010	24	18.577	1:23.175	24	19.647	1:22.645
4	16.374	1:23.286	26	19.624	1:23.485	26	21.450	1:23.465	26	23.356	1:23.528	26	25.198	1:23.417
26	17.620	1:23.499	18	23.742	1:23.875	18	25.505	1:23.402	18	27.521	1:23.638	18	29.484	1:23.538
18	21.348	1:23.779	10	26.788	1:25.249	99	28.239	1:22.718	99	28.491	1:21.874	99	29.794	1:22.878
10	23.020	1:24.072	99	27.160	1:22.059	10	30.445	1:25.296	10	33.213	1:24.390	10	35.749	1:24.111
99	26.582	1:22.056	28	35.271	1:24.251	28	37.366	1:23.734	28	39.472	1:23.728	28	41.327	1:23.430
28	32.501	1:24.851	6	38.366	1:26.073	6	43.358	1:26.631	6	48.764	1:27.028	6	54.096	1:26.907
6	33.774	1:26.672	22	44.528	1:25.898	22	48.572	1:25.683	22	52.841	1:25.891	22	57.242	1:25.976
22	40.111	1:25.530												

Formula Renault BARC Championship
RACE 9 - LAP CHART

Lap 11			Lap 12			Lap 13			Lap 14		
No	Behind	Laptime	No	Behind	Laptime	No	Behind	Laptime	No	Behind	Laptime
1		1:21.458	1		1:21.643	1		1:21.804	1		1:22.043
7	7.807	1:22.427	7	8.460	1:22.296	7	9.187	1:22.531	7	10.005	1:22.861
2	14.437	1:22.182	2	15.012	1:22.218	2	15.648	1:22.440	2	16.318	1:22.713
15	15.186	1:22.357	15	16.027	1:22.484	15	16.778	1:22.555	15	17.384	1:22.649
27	16.015	1:22.426	27	16.603	1:22.231	27	17.404	1:22.605	27	17.906	1:22.545
13	16.580	1:22.294	13	17.370	1:22.433	13	17.800	1:22.234	13	18.898	1:23.141
24	21.503	1:23.314	24	23.206	1:23.346	24	24.877	1:23.475	24	27.643	1:24.809
26	26.901	1:23.161	26	28.290	1:23.032	26	29.769	1:23.283	26	31.892	1:24.166
18	31.294	1:23.268	18	33.058	1:23.407	99	35.287	1:23.876	99	35.734	1:22.490
99	31.615	1:23.279	99	33.215	1:23.243	18	36.255	1:25.001	18	37.463	1:23.251
10	38.899	1:24.608	10	41.683	1:24.427	10	44.373	1:24.494	10	48.964	1:26.634
28	43.363	1:23.494	28	45.632	1:23.912	28	47.509	1:23.681	28	49.619	1:24.153
6	58.288	1:25.650	6	1:02.465	1:25.820	6	1:05.830	1:25.169	6	1:09.545	1:25.758
22	1:01.452	1:25.668	22	1:05.688	1:25.879	22	1:09.480	1:25.596	22	1:13.885	1:26.448



Formula Renault BARC Championship RACE 17 - CLASSIFICATION



POS	NO	CL	NAME	ENTRY	LAPS	TIME	GAP	DIFF	MPH	BEST	ON
1	1		Kieren CLARK	Apotex Scorpio Motorsport	14	19:12.340			92.94	1:21.462	7
2	8		Dino ZAMPARELLI	Reon Motorsport	14	19:21.728	9.388	9.388	92.19	1:21.926	9
3	24		Sasha RADOLA	Tempus Sport	14	19:25.345	13.005	3.617	91.90	1:22.051	11
4	2		Josh MULHOLLAND	Alpine Motorsport	14	19:28.941	16.601	3.596	91.62	1:22.705	9
5	7		Ahmad AL HARTHY	Hillspeed	14	19:29.408	17.068	0.467	91.58	1:22.407	9
6	99		James THEODORE	Hillspeed	14	19:29.701	17.361	0.293	91.56	1:22.587	9
7	27		Brett PARRIS	Antel Motorsport	14	19:30.035	17.695	0.334	91.53	1:22.406	13
8	13		Joe CROOK	Apotex Scorpio Motorsport	14	19:30.555	18.215	0.520	91.49	1:22.453	12
9	15		Don DE GRAAFF	Tempus Sport	14	19:30.898	18.558	0.343	91.46	1:22.444	13
10	4		Kourosh KHANI	Welch Motorsport	14	19:38.959	26.619	8.061	90.84	1:23.099	3
11	12		Jordi WECKX	Apex Engineering with Alpine Motorsport	14	19:39.277	26.937	0.318	90.81	1:23.225	7
12	26		David SUTTON	Team Avago	14	19:42.536	30.196	3.259	90.56	1:22.996	13
13	10		Archie HAMILTON	Welch Motorsport	14	19:57.777	45.437	15.241	89.41	1:24.274	14
14	28	P	Andrew JARMAN	Driver	14	19:58.386	46.046	0.609	89.37	1:23.743	7
15	6	P	Alex CRAVEN	Driver	14	20:07.267	54.927	8.881	88.71	1:24.615	3
16	22		Ellis HARKINS	Hillspeed	14	20:08.739	56.399	1.472	88.60	1:24.507	5

NOT CLASSIFIED

DNF	14		Callum HOLLAND	Tempus Sport	8	11:35.618	6 laps	6 laps	87.98	1:22.630	7
DNF	18	P	Steven DURRANT	Driver	3	4:38.429	11 laps	5 laps	82.42	1:24.774	3

FASTEST LAP

1			Kieren CLARK	Apotex Scorpio Motorsport	7	1:21.462	93.91 mph	151.13 kph
28	P		Andrew JARMAN	Driver	7	1:23.743	91.35 mph	147.01 kph

Weather / Track : Cloudy / Dry

These results are provisional until the conclusion of any judicial and technical matters.

Croft
Circuit Length = 2.1250 miles
Start: 16:49 End: 17:10

Clerk of Course :	Timekeeper :
-------------------	--------------



Formula Renault BARC Championship
RACE 17 - LAP CHART

Lap 1			Lap 2			Lap 3			Lap 4			Lap 5		
No	Behind	Laptime	No	Behind	Laptime	No	Behind	Laptime	No	Behind	Laptime	No	Behind	Laptime
1		1:27.535	1		1:22.298	1		1:21.981	1		1:21.841	1		1:21.810
2	1.143	1:28.678	2	1.616	1:22.771	2	2.356	1:22.721	2	3.628	1:23.113	2	5.653	1:23.835
24	1.656	1:29.191	24	2.229	1:22.871	8	3.584	1:22.855	8	4.139	1:22.396	8	5.799	1:23.470
8	1.965	1:29.500	8	2.710	1:23.043	24	4.075	1:23.827	24	5.180	1:22.946	24	6.214	1:22.844
7	2.623	1:30.158	7	3.405	1:23.080	7	4.395	1:22.971	7	5.967	1:23.413	7	6.734	1:22.577
99	3.068	1:30.603	99	3.891	1:23.121	99	5.046	1:23.136	99	6.293	1:23.088	99	7.206	1:22.723
27	3.407	1:30.942	27	4.676	1:23.567	27	5.619	1:22.924	27	6.870	1:23.092	27	7.753	1:22.693
13	3.998	1:31.533	13	5.174	1:23.474	13	6.390	1:23.197	13	7.591	1:23.042	13	8.831	1:23.050
15	4.831	1:32.366	15	6.127	1:23.594	15	7.353	1:23.207	15	8.550	1:23.038	15	9.582	1:22.842
14	5.403	1:32.938	14	7.092	1:23.987	14	8.202	1:23.091	14	9.063	1:22.702	4	12.010	1:23.645
4	5.448	1:32.983	4	7.508	1:24.358	4	8.626	1:23.099	4	10.175	1:23.390	12	12.739	1:23.253
12	6.120	1:33.655	12	7.983	1:24.161	12	9.375	1:23.373	12	11.296	1:23.762	26	17.949	1:23.784
18	6.791	1:34.326	26	12.521	1:27.482	26	14.362	1:23.822	26	15.975	1:23.454	10	21.854	1:24.721
26	7.337	1:34.872	10	13.444	1:27.826	10	16.087	1:24.624	10	18.943	1:24.697	6	22.825	1:25.100
10	7.916	1:35.451	6	13.947	1:27.099	6	16.581	1:24.615	6	19.535	1:24.795	28	23.296	1:24.407
28	8.304	1:35.839	22	14.571	1:28.178	22	17.343	1:24.753	28	20.699	1:24.793	22	23.961	1:24.507
22	8.691	1:36.226	28	15.260	1:29.254	28	17.747	1:24.468	22	21.264	1:25.762	14	31.831	1:44.578
6	9.146	1:36.681	18	23.822	1:39.329	18	26.615	1:24.774						

Formula Renault BARC Championship
RACE 17 - LAP CHART

Lap 6			Lap 7			Lap 8			Lap 9			Lap 10		
No	Behind	Laptime	No	Behind	Laptime	No	Behind	Laptime	No	Behind	Laptime	No	Behind	Laptime
1		1:21.659	1		1:21.462	1		1:21.759	1		1:21.781	1		1:22.218
8	6.989	1:22.849	8	7.712	1:22.185	8	8.432	1:22.479	8	8.577	1:21.926	8	8.833	1:22.474
24	8.109	1:23.554	24	9.352	1:22.705	24	10.263	1:22.670	24	10.808	1:22.326	24	11.086	1:22.496
2	8.173	1:24.179	2	9.967	1:23.256	2	10.940	1:22.732	2	11.864	1:22.705	2	12.789	1:23.143
7	8.590	1:23.515	7	10.403	1:23.275	7	11.757	1:23.113	7	12.383	1:22.407	7	13.178	1:23.013
99	8.834	1:23.287	99	10.806	1:23.434	99	12.260	1:23.213	99	13.066	1:22.587	99	13.570	1:22.722
27	9.200	1:23.106	27	11.435	1:23.697	27	12.778	1:23.102	27	13.714	1:22.717	27	14.478	1:22.982
13	10.054	1:22.882	13	11.854	1:23.262	13	12.823	1:22.728	13	14.171	1:23.129	13	15.005	1:23.052
15	10.634	1:22.711	15	12.108	1:22.936	15	13.410	1:23.061	15	14.786	1:23.157	15	15.312	1:22.744
4	13.655	1:23.304	4	15.412	1:23.219	4	17.181	1:23.528	4	18.790	1:23.390	4	20.130	1:23.558
12	14.325	1:23.245	12	16.088	1:23.225	12	17.786	1:23.457	12	19.412	1:23.407	12	20.641	1:23.447
26	19.710	1:23.420	26	21.509	1:23.261	26	22.992	1:23.242	26	24.542	1:23.331	26	25.690	1:23.366
10	24.496	1:24.301	10	27.490	1:24.456	10	30.104	1:24.373	10	32.627	1:24.304	10	35.029	1:24.620
28	25.560	1:23.923	28	27.841	1:23.743	28	31.046	1:24.964	28	33.093	1:23.828	28	35.229	1:24.354
6	26.910	1:25.744	6	30.764	1:25.316	6	34.272	1:25.267	6	37.214	1:24.723	6	40.716	1:25.720
22	27.310	1:25.008	22	31.086	1:25.238	22	35.033	1:25.706	22	39.312	1:26.060	22	43.134	1:26.040
14	33.141	1:22.969	14	34.309	1:22.630	14	35.273	1:22.723						

Formula Renault BARC Championship
RACE 17 - LAP CHART

Lap 11			Lap 12			Lap 13			Lap 14		
No	Behind	Laptime	No	Behind	Laptime	No	Behind	Laptime	No	Behind	Laptime
1		1:21.599	1		1:21.825	1		1:22.047	1		1:22.525
8	9.417	1:22.183	8	9.606	1:22.014	8	9.566	1:22.007	8	9.388	1:22.347
24	11.538	1:22.051	24	12.077	1:22.364	24	12.708	1:22.678	24	13.005	1:22.822
2	13.923	1:22.733	2	14.841	1:22.743	2	16.009	1:23.215	2	16.601	1:23.117
7	14.324	1:22.745	7	15.545	1:23.046	7	16.325	1:22.827	7	17.068	1:23.268
99	14.896	1:22.925	99	16.024	1:22.953	99	16.641	1:22.664	99	17.361	1:23.245
27	16.030	1:23.151	27	16.812	1:22.607	27	17.171	1:22.406	27	17.695	1:23.049
13	16.577	1:23.171	13	17.205	1:22.453	13	17.756	1:22.598	13	18.215	1:22.984
15	17.056	1:23.343	15	17.956	1:22.725	15	18.353	1:22.444	15	18.558	1:22.730
4	22.265	1:23.734	4	24.001	1:23.561	4	25.413	1:23.459	4	26.619	1:23.731
12	22.946	1:23.904	12	24.609	1:23.488	12	25.905	1:23.343	12	26.937	1:23.557
26	27.352	1:23.261	26	28.733	1:23.206	26	29.682	1:22.996	26	30.196	1:23.039
10	38.725	1:25.295	10	41.337	1:24.437	10	43.688	1:24.398	10	45.437	1:24.274
28	39.307	1:25.677	28	41.939	1:24.457	28	44.021	1:24.129	28	46.046	1:24.550
6	44.613	1:25.496	6	48.595	1:25.807	6	51.540	1:24.992	6	54.927	1:25.912
22	46.826	1:25.291	22	50.122	1:25.121	22	53.453	1:25.378	22	56.399	1:25.471

Bookatrack.com Caterham Graduates Championship (Mega Grads)

QUALIFYING - RACE 5 - CLASSIFICATION

POS	NO	CL	NAME	ENTRY	TIME	ON	LAPS	GAP	DIFF	MPH
1	12		Trevor CARVEY	Caterham 7	1:35.158	7	9			80.39
2	1		Jamie ELLWOOD	Caterham 7	1:35.185	7	7	0.027	0.027	80.37
3	14		Tom OVERTON	Caterham 7	1:35.205	7	9	0.047	0.020	80.35
4	64		Tim GUDGEON-OSTERRITTER	Caterham 7	1:35.372	5	8	0.214	0.167	80.21
5	18		Declan DOLAN	Caterham 7	1:35.408	7	9	0.250	0.036	80.18
6	70		David SHAW	Caterham 7	1:35.416	9	9	0.258	0.008	80.17
7	11		Adrian RUSSELL	Caterham 7	1:35.423	7	8	0.265	0.007	80.17
8	8		James BARLOW	Caterham 7	1:35.517	9	9	0.359	0.094	80.09
9	4		Andrew SMITH	Caterham 7	1:35.522	7	8	0.364	0.005	80.08
10	5		Paul HUDSON	Caterham 7	1:35.539	7	9	0.381	0.017	80.07
11	53		Robert DRAPER	Caterham 7	1:35.567	9	9	0.409	0.028	80.04
12	9		Nick FROST	Caterham 7	1:35.954	5	8	0.796	0.387	79.72
13	3		George LONGMUIR	Caterham 7	1:36.041	6	9	0.883	0.087	79.65
14	16		Ian NOBLE	Caterham 7	1:36.125	6	9	0.967	0.084	79.58
15	17		Paul MANYWEATHERS	Caterham 7	1:36.261	8	8	1.103	0.136	79.47
16	6		Martin AMISON	Caterham 7	1:36.642	7	9	1.484	0.381	79.15
17	46		Alwynn MORRIS	Caterham 7	1:36.652	5	8	1.494	0.010	79.15
18	24		Chris FOX	Caterham 7	1:37.193	9	9	2.035	0.541	78.71
19	26		Kim RAYMENT	Caterham 7	1:37.537	5	8	2.379	0.344	78.43
20	23		Louis REDSHAW	Caterham 7	1:38.576	8	8	3.418	1.039	77.60
21	50		Iain MILLIGAN	Caterham 7	1:38.837	8	8	3.679	0.261	77.40
22	21		Keith PENNINGTON	Caterham 7	1:38.852	6	8	3.694	0.015	77.38
23	19		William HALLEY	Caterham 7	1:39.347	2	8	4.189	0.495	77.00
24	39		Tom MAXWELL	Caterham 7	1:39.774	7	8	4.616	0.427	76.67
25	22		Peter MARSH	Caterham 7	1:39.946	7	8	4.788	0.172	76.54
26	62		Stephen PATTEMORE	Caterham 7	1:40.139	2	8	4.981	0.193	76.39

Weather / Track : Sunny / Dry

These results are provisional until the conclusion of any judicial and technical matters.

Croft
Circuit Length = 2.1250 miles
Start: 11:12 End: 11:29

Clerk of Course :		Timekeeper :
-------------------	--	--------------

Bookatrack.com Caterham Graduates Championship (Mega Grads)

QUALIFYING - RACE 5 - LAP ANALYSIS

1	Jamie ELLWOOD		Caterham 7				
1 -	1:36.804	+ 1.619	11:15:27.017	5 -	1:38.889	+ 3.704	11:21:53.551
2 -	1:35.900	+ 0.715	11:17:02.917	6 -	1:35.197	+ 0.012	11:23:28.748
3 -	1:35.895	+ 0.710	11:18:38.812	7 -	1:35.185		11:25:03.933
4 -	1:35.850	+ 0.665	11:20:14.662				
3	George LONGMUIR		Caterham 7				
1 -	1:40.723	+ 4.682	11:15:41.693	6 -	1:36.041		11:23:50.870
2 -	1:38.853	+ 2.812	11:17:20.546	7 -	1:37.104	+ 1.063	11:25:27.974
3 -	1:38.391	+ 2.350	11:18:58.937	8 -	1:38.077	+ 2.036	11:27:06.051
4 -	1:38.390	+ 2.349	11:20:37.327	9 -	1:37.424	+ 1.383	11:28:43.475
5 -	1:37.502	+ 1.461	11:22:14.829				
4	Andrew SMITH		Caterham 7				
1 -	1:37.121	+ 1.599	11:16:20.393	5 -	1:36.246	+ 0.724	11:22:44.428
2 -	1:36.092	+ 0.570	11:17:56.485	6 -	1:36.765	+ 1.243	11:24:21.193
3 -	1:36.163	+ 0.641	11:19:32.648	7 -	1:35.522		11:25:56.715
4 -	1:35.534	+ 0.012	11:21:08.182	8 -	1:36.233	+ 0.711	11:27:32.948
5	Paul HUDSON		Caterham 7				
1 -	1:36.286	+ 0.747	11:15:24.913	6 -	1:38.626	+ 3.087	11:23:29.894
2 -	1:36.834	+ 1.295	11:17:01.747	7 -	1:35.539		11:25:05.433
3 -	1:36.175	+ 0.636	11:18:37.922	8 -	1:39.759	+ 4.220	11:26:45.192
4 -	1:37.487	+ 1.948	11:20:15.409	9 -	1:36.613	+ 1.074	11:28:21.805
5 -	1:35.859	+ 0.320	11:21:51.268				
6	Martin AMISON		Caterham 7				
1 -	1:38.916	+ 2.274	11:15:28.352	6 -	1:36.839	+ 0.197	11:23:41.035
2 -	1:39.335	+ 2.693	11:17:07.687	7 -	1:36.642		11:25:17.677
3 -	1:37.786	+ 1.144	11:18:45.473	8 -	1:37.317	+ 0.675	11:26:54.994
4 -	1:41.539	+ 4.897	11:20:27.012	9 -	1:37.740	+ 1.098	11:28:32.734
5 -	1:37.184	+ 0.542	11:22:04.196				
8	James BARLOW		Caterham 7				
1 -	1:36.337	+ 0.820	11:15:26.244	6 -	1:35.636	+ 0.119	11:23:28.265
2 -	1:36.437	+ 0.920	11:17:02.681	7 -	1:36.587	+ 1.070	11:25:04.852
3 -	1:37.185	+ 1.668	11:18:39.866	8 -	1:38.979	+ 3.462	11:26:43.831
4 -	1:36.013	+ 0.496	11:20:15.879	9 -	1:35.517		11:28:19.348
5 -	1:36.750	+ 1.233	11:21:52.629				
9	Nick FROST		Caterham 7				
1 -	1:43.593	+ 7.639	11:15:55.770	5 -	1:35.954		11:22:46.179
2 -	1:37.362 P	+ 1.408	11:17:33.132	6 -	1:36.432	+ 0.478	11:24:22.611
3 -	2:00.654	+ 24.700	11:19:33.786	7 -	1:36.858	+ 0.904	11:25:59.469
4 -	1:36.439	+ 0.485	11:21:10.225	8 -	1:37.280	+ 1.326	11:27:36.749
11	Adrian RUSSELL		Caterham 7				
1 -	1:36.513	+ 1.090	11:15:27.591	5 -	1:36.157	+ 0.734	11:22:02.240
2 -	1:45.147	+ 9.724	11:17:12.738	6 -	1:36.383	+ 0.960	11:23:38.623
3 -	1:37.493	+ 2.070	11:18:50.231	7 -	1:35.423		11:25:14.046
4 -	1:35.852	+ 0.429	11:20:26.083	8 -	1:35.881	+ 0.458	11:26:49.927
12	Trevor CARVEY		Caterham 7				
1 -	1:37.034	+ 1.876	11:15:28.558	6 -	1:37.447	+ 2.289	11:23:31.473
2 -	1:37.954	+ 2.796	11:17:06.512	7 -	1:35.158		11:25:06.631
3 -	1:35.880	+ 0.722	11:18:42.392	8 -	1:41.008	+ 5.850	11:26:47.639
4 -	1:35.834	+ 0.676	11:20:18.226	9 -	1:36.013	+ 0.855	11:28:23.652
5 -	1:35.800	+ 0.642	11:21:54.026				
14	Tom OVERTON		Caterham 7				
1 -	1:37.492	+ 2.287	11:15:26.940	6 -	1:37.655	+ 2.450	11:23:30.642
2 -	1:36.703	+ 1.498	11:17:03.643	7 -	1:35.205		11:25:05.847
3 -	1:36.619	+ 1.414	11:18:40.262	8 -	1:36.952	+ 1.747	11:26:42.799

Croft
Circuit Length = 2.1250 miles
Start: 11:12 End: 11:29

Weather / Track : Sunny / Dry

Bookatrack.com Caterham Graduates Championship (Mega Grads)

QUALIFYING - RACE 5 - LAP ANALYSIS

4 -	1:35.993	+ 0.788	11:20:16.255	9 -	1:36.463	+ 1.258	11:28:19.262
5 -	1:36.732	+ 1.527	11:21:52.987				
16	Ian NOBLE		Caterham 7				
1 -	1:39.070	+ 2.945	11:15:43.866	6 -	1:36.125	+ 0.380	11:23:52.546
2 -	1:38.045	+ 1.920	11:17:21.911	7 -	1:36.505	+ 1.241	11:25:29.051
3 -	1:39.208	+ 3.083	11:19:01.119	8 -	1:37.366	+ 2.592	11:27:06.417
4 -	1:38.294	+ 2.169	11:20:39.413	9 -	1:38.717		11:28:45.134
5 -	1:37.008	+ 0.883	11:22:16.421				
17	Paul MANYWEATHERS		Caterham 7				
1 -	2:03.866	+ 27.605	11:15:58.549	5 -	1:37.143	+ 0.882	11:22:33.897
2 -	1:39.355	+ 3.094	11:17:37.904	6 -	1:41.381	+ 5.120	11:24:15.278
3 -	1:39.592	+ 3.331	11:19:17.496	7 -	1:39.196	+ 2.935	11:25:54.474
4 -	1:39.258	+ 2.997	11:20:56.754	8 -	1:36.261		11:27:30.735
18	Declan DOLAN		Caterham 7				
1 -	1:37.497	+ 2.089	11:15:49.946	6 -	1:35.600	+ 0.192	11:23:50.006
2 -	1:36.616	+ 1.208	11:17:26.562	7 -	1:35.408	+ 1.013	11:25:25.414
3 -	1:35.444	+ 0.036	11:19:02.006	8 -	1:36.421	+ 0.789	11:27:01.835
4 -	1:36.562	+ 1.154	11:20:38.568	9 -	1:36.197		11:28:38.032
5 -	1:35.838	+ 0.430	11:22:14.406				
19	William HALLEY		Caterham 7				
1 -	1:39.916	+ 0.569	11:15:42.438	5 -	1:40.426	+ 1.079	11:22:22.619
2 -	1:39.347		11:17:21.785	6 -	1:41.286	+ 1.939	11:24:03.905
3 -	1:39.901	+ 0.554	11:19:01.686	7 -	1:40.885	+ 1.538	11:25:44.790
4 -	1:40.507	+ 1.160	11:20:42.193	8 -	1:41.136	+ 1.789	11:27:25.926
21	Keith PENNINGTON		Caterham 7				
1 -	1:42.189	+ 3.337	11:15:51.630	5 -	1:41.252	+ 2.400	11:22:43.356
2 -	1:45.590	+ 6.738	11:17:37.220	6 -	1:38.852	+ 0.205	11:24:22.208
3 -	1:41.985	+ 3.133	11:19:19.205	7 -	1:39.057	+ 1.134	11:26:01.265
4 -	1:42.899	+ 4.047	11:21:02.104	8 -	1:39.986		11:27:41.251
22	Peter MARSH		Caterham 7				
1 -	1:44.785	+ 4.839	11:15:50.531	5 -	1:43.306	+ 3.360	11:22:43.015
2 -	1:43.319	+ 3.373	11:17:33.850	6 -	1:41.784	+ 1.838	11:24:24.799
3 -	1:42.001	+ 2.055	11:19:15.851	7 -	1:39.946	+ 1.702	11:26:04.745
4 -	1:43.858	+ 3.912	11:20:59.709	8 -	1:41.648		11:27:46.393
23	Louis REDSHAW		Caterham 7				
1 -	1:46.531	+ 7.955	11:15:55.674	5 -	1:41.240	+ 2.664	11:22:47.200
2 -	1:44.792	+ 6.216	11:17:40.466	6 -	1:41.555	+ 2.979	11:24:28.755
3 -	1:41.366	+ 2.790	11:19:21.832	7 -	1:38.906	+ 0.330	11:26:07.661
4 -	1:44.128	+ 5.552	11:21:05.960	8 -	1:38.576		11:27:46.237
24	Chris FOX		Caterham 7				
1 -	1:37.996	+ 0.803	11:15:29.338	6 -	1:40.612	+ 3.419	11:23:50.004
2 -	1:38.585	+ 1.392	11:17:07.923	7 -	1:38.846	+ 1.653	11:25:28.850
3 -	1:41.040	+ 3.847	11:18:48.963	8 -	1:37.556	+ 0.363	11:27:06.406
4 -	1:40.525	+ 3.332	11:20:29.488	9 -	1:37.193		11:28:43.599
5 -	1:39.904	+ 2.711	11:22:09.392				
26	Kim RAYMENT		Caterham 7				
1 -	1:39.371	+ 1.834	11:16:04.188	5 -	1:37.537		11:22:36.336
2 -	1:38.038	+ 0.501	11:17:42.226	6 -	1:38.555	+ 1.018	11:24:14.891
3 -	1:37.734	+ 0.197	11:19:19.960	7 -	1:39.280	+ 1.743	11:25:54.171
4 -	1:38.839	+ 1.302	11:20:58.799	8 -	1:39.482	+ 1.945	11:27:33.653
39	Tom MAXWELL		Caterham 7				
1 -	1:41.385	+ 1.611	11:15:56.054	5 -	1:39.809	+ 0.035	11:22:44.218
2 -	1:47.670	+ 7.896	11:17:43.724	6 -	1:41.305	+ 1.531	11:24:25.523
3 -	1:40.112	+ 0.338	11:19:23.836	7 -	1:39.774		11:26:05.297

Croft
Circuit Length = 2.1250 miles
Start: 11:12 End: 11:29

Weather / Track : Sunny / Dry

Bookatrack.com Caterham Graduates Championship (Mega Grads)

QUALIFYING - RACE 5 - LAP ANALYSIS

4 -	1:40.573	+ 0.799	11:21:04.409	8 -	1:43.744	+ 3.970	11:27:49.041
46	Alwynn MORRIS		Caterham 7				
1 -	1:39.788	+ 3.136	11:16:05.136	5 -	1:36.652		11:22:34.386
2 -	1:37.627	+ 0.975	11:17:42.763	6 -	1:36.676	+ 0.024	11:24:11.062
3 -	1:37.283	+ 0.631	11:19:20.046	7 -	1:41.340	+ 4.688	11:25:52.402
4 -	1:37.688	+ 1.036	11:20:57.734	8 -	1:37.610	+ 0.958	11:27:30.012
50	Iain MILLIGAN		Caterham 7				
1 -	1:52.212	+ 13.375	11:15:58.313	5 -	1:41.455	+ 2.618	11:22:41.426
2 -	1:40.871	+ 2.034	11:17:39.184	6 -	1:39.507	+ 0.670	11:24:20.933
3 -	1:39.526	+ 0.689	11:19:18.710	7 -	1:41.838	+ 3.001	11:26:02.771
4 -	1:41.261	+ 2.424	11:20:59.971	8 -	1:38.837		11:27:41.608
53	Robert DRAPER		Caterham 7				
1 -	1:40.724	+ 5.157	11:15:53.624	6 -	1:35.849	+ 0.282	11:23:56.487
2 -	1:38.059	+ 2.492	11:17:31.683	7 -	1:36.566	+ 0.999	11:25:33.053
3 -	1:36.415	+ 0.848	11:19:08.098	8 -	1:36.572	+ 1.005	11:27:09.625
4 -	1:36.555	+ 0.988	11:20:44.653	9 -	1:35.567		11:28:45.192
5 -	1:35.985	+ 0.418	11:22:20.638				
62	Stephen PATTEMORE		Caterham 7				
1 -	1:44.180	+ 4.041	11:16:05.201	5 -	1:48.223	+ 8.084	11:22:56.947
2 -	1:40.139		11:17:45.340	6 -	1:42.253	+ 2.114	11:24:39.200
3 -	1:40.182	+ 0.043	11:19:25.522	7 -	1:42.940	+ 2.801	11:26:22.140
4 -	1:43.202	+ 3.063	11:21:08.724	8 -	1:42.773	+ 2.634	11:28:04.913
64	Tim GUDGEON-OSTERRITTER		Caterham 7				
1 -	1:35.968	+ 0.596	11:15:23.960	5 -	1:35.372		11:22:10.038
2 -	1:42.444	+ 7.072	11:17:06.404	6 -	1:39.608	+ 4.236	11:23:49.646
3 -	1:49.532	+ 14.160	11:18:55.936	7 -	1:49.930	+ 14.558	11:25:39.576
4 -	1:38.730	+ 3.358	11:20:34.666	8 -	1:35.644	+ 0.272	11:27:15.220
70	David SHAW		Caterham 7				
1 -	1:38.019	+ 2.603	11:15:36.411	6 -	1:35.543	+ 0.127	11:23:38.202
2 -	1:36.229	+ 0.813	11:17:12.640	7 -	1:35.742	+ 0.326	11:25:13.944
3 -	1:37.187	+ 1.771	11:18:49.827	8 -	1:35.497	+ 0.081	11:26:49.441
4 -	1:35.979	+ 0.563	11:20:25.806	9 -	1:35.416		11:28:24.857
5 -	1:36.853	+ 1.437	11:22:02.659				

Bookatrack.com Caterham Graduates Championship (Mega Grads)

RACE 5 - GRID

ROW 13	1:39.946 22 Peter MARSH	1:40.139 62 Stephen PATTEMORE
ROW 12	1:39.347 19 William HALLEY	1:39.774 39 Tom MAXWELL
ROW 11	1:38.837 50 Iain MILLIGAN	1:38.852 21 Keith PENNINGTON
ROW 10	1:37.537 26 Kim RAYMENT	1:38.576 23 Louis REDSHAW
ROW 9	1:36.652 46 Alwynn MORRIS	1:37.193 24 Chris FOX
ROW 8	1:36.261 17 Paul MANYWEATHERS	1:36.642 6 Martin AMISON
ROW 7	1:36.041 3 George LONGMUIR	1:36.125 16 Ian NOBLE
ROW 6	1:35.567 53 Robert DRAPER	1:35.954 9 Nick FROST
ROW 5	1:35.522 4 Andrew SMITH	1:35.539 5 Paul HUDSON
ROW 4	1:35.423 11 Adrian RUSSELL	1:35.517 8 James BARLOW
ROW 3	1:35.408 18 Declan DOLAN	1:35.416 70 David SHAW
ROW 2	1:35.205 14 Tom OVERTON	1:35.372 64 Tim GUDGEON-OSTERRITTER
ROW 1	1:35.158 12 Trevor CARVEY	1:35.185 1 Jamie ELLWOOD

Pole

Croft
Circuit Length = 2.1250 miles

These results are provisional until the conclusion of any judicial and technical matters.

Clerk of Course :

Timekeeper :

Bookatrack.com Caterham Graduates Championship (Mega Grads)

RACE 5 - CLASSIFICATION

POS	NO	CL	NAME	ENTRY	LAPS	TIME	GAP	DIFF	MPH	BEST	ON
1	1		Jamie ELLWOOD	Caterham 7	13	20:52.386			79.40	1:35.262	6
2	64		Tim GUDGEON-OSTERRITTER	Caterham 7	13	20:53.786	1.400	1.400	79.32	1:35.218	9
3	8		James BARLOW	Caterham 7	13	21:02.421	10.035	8.635	78.77	1:35.237	9
4	5		Paul HUDSON	Caterham 7	13	21:03.737	11.351	1.316	78.69	1:35.211	5
5	14		Tom OVERTON	Caterham 7	13	21:04.339	11.953	0.602	78.65	1:35.503	6
6	11		Adrian RUSSELL	Caterham 7	13	21:09.458	17.072	5.119	78.34	1:35.638	5
7	18		Declan DOLAN	Caterham 7	13	21:10.897	18.511	1.439	78.25	1:35.212	6
8	9		Nick FROST	Caterham 7	13	21:11.182	18.796	0.285	78.23	1:36.169	3
9	70		David SHAW	Caterham 7	13	21:11.840	19.454	0.658	78.19	1:35.103	6
10	12		Trevor CARVEY	Caterham 7	13	21:14.260	21.874	2.420	78.04	1:35.999	13
11	3		George LONGMUIR	Caterham 7	13	21:17.743	25.357	3.483	77.83	1:36.670	8
12	24		Chris FOX	Caterham 7	13	21:22.682	30.296	4.939	77.53	1:35.977	8
13	17		Paul MANYWEATHERS	Caterham 7	13	21:28.509	36.123	5.827	77.18	1:36.399	10
14	16		Ian NOBLE	Caterham 7	13	21:29.073	36.687	0.564	77.14	1:36.178	4
15	26		Kim RAYMENT	Caterham 7	13	21:46.652	54.266	17.579	76.11	1:38.657	3
16	19		William HALLEY	Caterham 7	13	21:59.630	1:07.244	12.978	75.36	1:38.638	12
17	21		Keith PENNINGTON	Caterham 7	13	22:01.861	1:09.475	2.231	75.23	1:38.489	12
18	23		Louis REDSHAW	Caterham 7	13	22:05.526	1:13.140	3.665	75.02	1:38.517	11
19	39		Tom MAXWELL	Caterham 7	13	22:09.857	1:17.471	4.331	74.78	1:39.018	12
20	50		Iain MILLIGAN	Caterham 7	13	22:10.012	1:17.626	0.155	74.77	1:39.056	11
21	62		Stephen PATTEMORE	Caterham 7	13	22:26.620	1:34.234	16.608	73.85	1:39.635	7
22	22		Peter MARSH	Caterham 7	12	21:11.569	1 lap	1 lap	72.19	1:41.590	7

NOT CLASSIFIED

DNF	4		Andrew SMITH	Caterham 7	11	17:48.936	2 laps	1 lap	78.72	1:35.082	6
DNF	6		Martin AMISON	Caterham 7	8	13:07.569	5 laps	3 laps	77.70	1:36.487	3
DNF	53		Robert DRAPER	Caterham 7	5	8:32.851	8 laps	3 laps	74.58	1:38.907	3
DNF	46		Alwynn MORRIS	Caterham 7	0						

FASTEST LAP

	4		Andrew SMITH	Caterham 7	6	1:35.082			80.45 mph	129.48 kph	
--	---	--	--------------	------------	---	----------	--	--	-----------	------------	--

Weather / Track : Sunny / Dry

These results are provisional until the conclusion of any judicial and technical matters.

Croft
Circuit Length = 2.1250 miles
Start: 15:08 End: 15:31

Clerk of Course :

Timekeeper :

Bookatrack.com Caterham Graduates Championship (Mega Grads)

RACE 5 - LAP CHART

Lap 1			Lap 2			Lap 3			Lap 4			Lap 5		
No	Behind	Laptime	No	Behind	Laptime	No	Behind	Laptime	No	Behind	Laptime	No	Behind	Laptime
1		1:41.581	1		1:35.905	1		1:35.361	1		1:35.611	1		1:36.102
8	1.345	1:42.926	8	1.283	1:35.843	8	2.268	1:36.346	8	2.254	1:35.597	8	1.621	1:35.469
64	2.327	1:43.908	64	2.684	1:36.262	64	3.033	1:35.710	64	3.101	1:35.679	64	2.290	1:35.291
14	2.667	1:44.248	14	3.089	1:36.327	14	3.504	1:35.776	5	4.052	1:35.372	5	3.161	1:35.211
70	3.146	1:44.727	70	3.533	1:36.292	5	4.291	1:35.719	14	4.750	1:36.857	14	4.426	1:35.778
5	3.513	1:45.094	5	3.933	1:36.325	70	4.316	1:36.144	70	4.941	1:36.236	70	4.929	1:36.090
18	3.599	1:45.180	18	4.219	1:36.525	18	4.962	1:36.104	18	5.339	1:35.988	18	5.459	1:36.222
9	4.176	1:45.757	9	4.663	1:36.392	9	5.471	1:36.169	4	7.093	1:35.429	4	6.125	1:35.134
12	4.802	1:46.383	12	5.766	1:36.869	4	7.275	1:36.033	11	8.295	1:36.208	11	7.831	1:35.638
11	5.334	1:46.915	11	6.027	1:36.598	11	7.698	1:37.032	9	8.312	1:38.452	9	8.804	1:36.594
4	6.363	1:47.944	4	6.603	1:36.145	3	9.850	1:37.346	6	12.015	1:36.814	6	12.887	1:36.974
53	6.955	1:48.536	3	7.865	1:36.717	6	10.812	1:36.487	3	12.318	1:38.079	3	13.704	1:37.488
3	7.053	1:48.634	6	9.686	1:38.020	12	13.778	1:43.373	12	14.584	1:36.417	12	14.861	1:36.379
6	7.571	1:49.152	24	12.770	1:40.552	24	14.776	1:37.367	24	15.368	1:36.203	24	15.872	1:36.606
16	7.839	1:49.420	16	12.781	1:40.847	16	15.166	1:37.746	16	15.733	1:36.178	16	16.673	1:37.042
24	8.123	1:49.704	53	13.222	1:42.172	53	16.768	1:38.907	53	20.094	1:38.937	17	25.814	1:38.474
23	11.596	1:53.177	21	15.967	1:39.620	21	19.606	1:39.000	17	23.442	1:38.878	26	26.990	1:38.771
21	12.252	1:53.833	26	16.666	1:39.522	26	19.962	1:38.657	26	24.321	1:39.970	21	27.596	1:38.924
26	13.049	1:54.630	17	18.266	1:37.843	17	20.175	1:37.270	21	24.774	1:40.779	53	28.291	1:44.299 P
17	16.328	1:57.909	23	19.235	1:43.544	23	26.478	1:42.604	23	31.190	1:40.323	23	34.455	1:39.367
19	18.066	1:59.647	19	22.469	1:40.308	19	27.482	1:40.374	19	31.867	1:39.996	19	35.566	1:39.801
39	20.028	2:01.609	39	26.085	1:41.962	39	32.861	1:42.137	39	38.261	1:41.011	39	43.285	1:41.126
22	20.685	2:02.266	50	27.801	1:42.520	50	33.562	1:41.122	50	38.642	1:40.691	50	43.505	1:40.965
50	21.186	2:02.767	22	27.996	1:43.216	22	36.569	1:43.934	22	43.130	1:42.172	22	49.968	1:42.940
62	31.045	2:12.626	62	37.234	1:42.094	62	43.805	1:41.932	62	49.648	1:41.454	62	54.785	1:41.239

Bookatrack.com Caterham Graduates Championship (Mega Grads)

RACE 5 - LAP CHART

Lap 6			Lap 7			Lap 8			Lap 9			Lap 10		
No	Behind	Laptime	No	Behind	Laptime	No	Behind	Laptime	No	Behind	Laptime	No	Behind	Laptime
1		1:35.262	1		1:35.738	1		1:35.551	1		1:35.977	1		1:35.661
8	1.941	1:35.582	8	1.591	1:35.388	8	1.485	1:35.445	8	0.745	1:35.237	8	0.530	1:35.446
64	2.537	1:35.509	64	2.296	1:35.497	64	2.149	1:35.404	64	1.390	1:35.218	64	1.260	1:35.531
5	3.348	1:35.449	5	4.060	1:36.450	5	6.160	1:37.651	5	7.218	1:37.035	5	8.373	1:36.816
14	4.667	1:35.503	14	5.584	1:36.655	14	6.460	1:36.427	14	7.786	1:37.303	14	8.783	1:36.658
70	4.770	1:35.103	18	5.950	1:36.279	18	6.686	1:36.287	18	8.137	1:37.428	4	9.297	1:36.504
18	5.409	1:35.212	4	6.411	1:36.204	4	7.191	1:36.331	4	8.454	1:37.240	18	9.333	1:36.857
4	5.945	1:35.082	70	6.752	1:37.720	70	7.702	1:36.501	70	9.028	1:37.303	70	9.772	1:36.405
11	8.457	1:35.888	11	8.488	1:35.769	11	8.885	1:35.948	11	9.236	1:36.328	11	9.903	1:36.328
9	9.939	1:36.397	9	11.046	1:36.845	9	12.446	1:36.951	9	13.175	1:36.706	9	14.566	1:37.052
6	14.144	1:36.519	6	15.077	1:36.671	6	16.458	1:36.932	24	18.630	1:36.997	24	20.096	1:37.127
3	15.633	1:37.191	12	16.466	1:36.331	12	17.232	1:36.317	12	19.131	1:37.876	12	20.736	1:37.266
12	15.873	1:36.274	24	17.184	1:36.302	24	17.610	1:35.977	3	19.978	1:37.059	3	21.245	1:36.928
24	16.620	1:36.010	3	17.777	1:37.882	3	18.896	1:36.670	16	30.053	1:38.659	16	32.431	1:38.039
16	19.215	1:37.804	16	21.544	1:38.067	16	27.371	1:41.378	17	32.004	1:36.697	17	32.742	1:36.399
17	28.531	1:37.979	17	29.654	1:36.861	17	31.284	1:37.181	26	42.787	1:39.614	26	46.652	1:39.526
26	31.138	1:39.410	26	35.815	1:40.415	26	39.150	1:38.886	21	45.796	1:39.485	21	57.670	1:47.535
21	32.504	1:40.170	21	37.411	1:40.645	21	42.288	1:40.428	19	52.953	1:40.280	19	58.137	1:40.845
23	38.669	1:39.476	23	42.308	1:39.377	19	48.650	1:40.625	23	1:01.915	1:39.733	23	1:06.492	1:40.238
19	39.512	1:39.208	19	43.576	1:39.802	23	58.159	1:51.402	39	1:03.552	1:40.072	39	1:08.057	1:40.166
39	49.597	1:41.574	39	54.216	1:40.357	39	59.457	1:40.792	50	1:03.922	1:40.309	50	1:08.707	1:40.446
50	50.369	1:42.126	50	54.551	1:39.920	50	59.590	1:40.590	62	1:13.804	1:40.569	62	1:19.642	1:41.499
22	56.942	1:42.236	22	1:02.794	1:41.590	22	1:08.921	1:41.678	22	1:14.770	1:41.826	22	1:25.935	1:46.826
62	1:00.108	1:40.585	62	1:04.005	1:39.635	62	1:09.212	1:40.758						


Bookatrack.com Caterham Graduates Championship (Mega Grads)

RACE 5 - LAP CHART

Lap 11			Lap 12			Lap 13		
No	Behind	Laptime	No	Behind	Laptime	No	Behind	Laptime
1		1:37.113	1		1:35.597	1		1:36.927
8	0.449	1:37.032	8	0.612	1:35.760	64	1.400	1:37.195
64	0.989	1:36.842	22	1 LAP	1:47.780	8	10.035	1:46.350
5	8.413	1:37.153	64	1.132	1:35.740	5	11.351	1:37.913
14	8.879	1:37.209	5	10.365	1:37.549	14	11.953	1:37.962
4	9.074	1:36.890	14	10.918	1:37.636	11	17.072	1:40.805
70	9.543	1:36.884	11	13.194	1:38.578	18	18.511	1:37.306
18	10.034	1:37.814	9	15.407	1:37.056	9	18.796	1:40.316
11	10.213	1:37.423	18	18.132	1:43.695	22	1 LAP	1:55.105
9	13.948	1:36.495	70	20.723	1:46.777	70	19.454	1:35.658
24	19.750	1:36.767	12	22.802	1:37.205	12	21.874	1:35.999
12	21.194	1:37.571	3	24.372	1:38.457	3	25.357	1:37.912
3	21.512	1:37.380	24	29.710	1:45.557	24	30.296	1:37.513
17	33.849	1:38.220	17	35.300	1:37.048	17	36.123	1:37.750
16	35.045	1:39.727	16	36.043	1:36.595	16	36.687	1:37.571
26	48.640	1:39.101	26	52.086	1:39.043	26	54.266	1:39.107
21	1:00.477	1:39.920	21	1:03.369	1:38.489	19	1:07.244	1:39.697
19	1:01.433	1:40.409	19	1:04.474	1:38.638	21	1:09.475	1:43.033
23	1:07.896	1:38.517	23	1:11.042	1:38.743	23	1:13.140	1:39.025
39	1:10.341	1:39.397	39	1:13.762	1:39.018	39	1:17.471	1:40.636
50	1:10.650	1:39.056	50	1:14.778	1:39.725	50	1:17.626	1:39.775
62	1:23.737	1:41.208	62	1:29.490	1:41.350	62	1:34.234	1:41.671

Bookatrack.com Caterham Graduates Championship (Mega Grads)

RACE 15 - GRID

ROW 13	1:40.182 62 Stephen PATTEMORE	1:41.648 22 Peter MARSH
ROW 12	1:39.809 39 Tom MAXWELL	1:39.901 19 William HALLEY
ROW 11	1:39.057 21 Keith PENNINGTON	1:39.507 50 Iain MILLIGAN
ROW 10	1:37.734 26 Kim RAYMENT	1:38.906 23 Louis REDSHAW
ROW 9	1:37.143 17 Paul MANYWEATHERS	1:37.556 24 Chris FOX
ROW 8	1:36.839 6 Martin AMISON	1:37.104 3 George LONGMUIR
ROW 7	1:36.505 16 Ian NOBLE	1:36.676 46 Alwynn MORRIS
ROW 6	1:35.993 14 Tom OVERTON	1:36.432 9 Nick FROST
ROW 5	1:35.852 11 Adrian RUSSELL	1:35.859 5 Paul HUDSON
ROW 4	1:35.800 12 Trevor CARVEY	1:35.849 53 Robert DRAPER
ROW 3	1:35.636 8 James BARLOW	1:35.644 64 Tim GUDGEON-OSTERRITTER
ROW 2	1:35.497 70 David SHAW	1:35.534 4 Andrew SMITH
ROW 1	1:35.197 1 Jamie ELLWOOD	1:35.444 18 Declan DOLAN
Pole		
		

Croft
Circuit Length = 2.1250 miles

These results are provisional until the conclusion of any judicial and technical matters.

Clerk of Course :

Timekeeper :

Bookatrack.com Caterham Graduates Championship (Mega Grads)

RACE 15 - CLASSIFICATION

POS	NO	CL	NAME	ENTRY	LAPS	TIME	GAP	DIFF	MPH	BEST	ON
1	1		Jamie ELLWOOD	Caterham 7	13	20:54.365			79.28	1:35.080	11
2	70		David SHAW	Caterham 7	13	20:54.815	0.450	0.450	79.25	1:35.032	11
3	8		James BARLOW	Caterham 7	13	20:58.326	3.961	3.511	79.03	1:35.097	9
4	18		Declan DOLAN	Caterham 7	13	20:58.577	4.212	0.251	79.01	1:35.313	9
5	12		Trevor CARVEY	Caterham 7	13	21:02.398	8.033	3.821	78.77	1:35.691	4
6	5		Paul HUDSON	Caterham 7	13	21:12.615	18.250	10.217	78.14	1:36.777	7
7	9		Nick FROST	Caterham 7	13	21:13.175	18.810	0.560	78.11	1:36.015	4
8	17		Paul MANYWEATHERS	Caterham 7	13	21:13.602	19.237	0.427	78.08	1:36.201	6
9	64		Tim GUDGEON-OSTERRITTER	Caterham 7	13	21:14.601	20.236	0.999	78.02	1:36.290	8
10	14		Tom OVERTON	Caterham 7	13	21:14.677	20.312	0.076	78.02	1:36.094	7
11	53		Robert DRAPER	Caterham 7	13	21:15.004	20.639	0.327	78.00	1:36.497	4
12	11		Adrian RUSSELL	Caterham 7	13	21:15.715	21.350	0.711	77.95	1:36.126	6
13	3		George LONGMUIR	Caterham 7	13	21:15.773	21.408	0.058	77.95	1:36.320	8
14	24		Chris FOX	Caterham 7	13	21:29.345	34.980	13.572	77.13	1:36.443	12
15	16		Ian NOBLE	Caterham 7	13	21:32.248	37.883	2.903	76.95	1:37.418	6
16	6		Martin AMISON	Caterham 7	13	21:32.717	38.352	0.469	76.93	1:37.287	9
17	46		Alwynn MORRIS	Caterham 7	13	21:37.309	42.944	4.592	76.65	1:37.074	10
18	19		William HALLEY	Caterham 7	13	21:52.886	58.521	15.577	75.75	1:38.709	2
19	23		Louis REDSHAW	Caterham 7	13	21:58.382	1:04.017	5.496	75.43	1:39.509	12
20	21		Keith PENNINGTON	Caterham 7	13	22:02.746	1:08.381	4.364	75.18	1:39.461	12
21	26		Kim RAYMENT	Caterham 7	13	22:03.561	1:09.196	0.815	75.13	1:37.911	12
22	62		Stephen PATTEMORE	Caterham 7	13	22:18.808	1:24.443	15.247	74.28	1:41.116	11
23	39		Tom MAXWELL	Caterham 7	13	22:19.526	1:25.161	0.718	74.24	1:41.190	12
24	50		Iain MILLIGAN	Caterham 7	13	22:19.850	1:25.485	0.324	74.22	1:39.827	3
25	22		Peter MARSH	Caterham 7	13	22:21.815	1:27.450	1.965	74.11	1:40.182	13

FASTEST LAP

70	David SHAW	Caterham 7	11	1:35.032	80.50 mph	129.55 kph
----	------------	------------	----	----------	-----------	------------

Weather / Track : Cloudy / Dry
 These results are provisional until the conclusion of any judicial and technical matters.

Croft
 Circuit Length = 2.1250 miles
 Start: 16:12 End: 16:34

Clerk of Course :	Timekeeper :
-------------------	--------------

Bookatrack.com Caterham Graduates Championship (Mega Grads)

RACE 15 - LAP CHART

Lap 1			Lap 2			Lap 3			Lap 4			Lap 5		
No	Behind	Laptime	No	Behind	Laptime	No	Behind	Laptime	No	Behind	Laptime	No	Behind	Laptime
18		1:43.437	1		1:36.429	1		1:36.220	1		1:35.330	1		1:37.045
1	0.326	1:43.763	18	1.274	1:38.029	18	0.587	1:35.533	18	0.997	1:35.740	18	0.870	1:36.918
70	1.125	1:44.562	8	1.907	1:37.294	8	1.507	1:35.820	8	1.417	1:35.240	8	1.312	1:36.940
8	1.368	1:44.805	70	2.126	1:37.756	70	2.147	1:36.241	70	1.878	1:35.061	70	1.448	1:36.615
12	1.761	1:45.198	12	2.977	1:37.971	12	3.151	1:36.394	12	3.512	1:35.691	12	2.211	1:35.744
5	2.892	1:46.329	5	3.418	1:37.281	5	4.159	1:36.961	5	5.770	1:36.941	5	5.858	1:37.133
64	3.361	1:46.798	64	3.805	1:37.199	64	5.067	1:37.482	64	6.163	1:36.426	64	6.232	1:37.114
53	3.644	1:47.081	9	4.594	1:37.310	9	6.162	1:37.788	9	6.847	1:36.015	9	6.574	1:36.772
9	4.039	1:47.476	53	5.363	1:38.474	53	6.750	1:37.607	53	7.917	1:36.497	53	7.774	1:36.902
11	4.200	1:47.637	11	5.560	1:38.115	11	6.976	1:37.636	11	8.364	1:36.718	11	8.235	1:36.916
14	4.845	1:48.282	14	6.016	1:37.926	14	7.566	1:37.770	14	9.024	1:36.788	14	9.002	1:37.023
3	5.439	1:48.876	17	6.671	1:37.921	17	8.194	1:37.743	17	9.849	1:36.985	17	9.716	1:36.912
17	5.505	1:48.942	3	7.272	1:38.588	3	8.791	1:37.739	3	10.587	1:37.126	3	10.428	1:36.886
24	7.416	1:50.853	46	8.985	1:38.285	46	10.686	1:37.921	46	13.245	1:37.889	46	14.773	1:38.573
46	7.455	1:50.892	24	9.592	1:38.931	24	11.678	1:38.306	24	14.034	1:37.686	24	15.433	1:38.444
19	8.579	1:52.016	19	10.533	1:38.709	6	12.555	1:37.878	6	14.688	1:37.463	6	15.879	1:38.236
16	9.191	1:52.628	6	10.897	1:38.438	19	13.651	1:39.338	16	17.036	1:38.120	16	17.665	1:37.674
6	9.214	1:52.651	16	11.696	1:39.260	16	14.246	1:38.770	19	18.117	1:39.796	19	20.217	1:39.145
50	10.077	1:53.514	21	15.170	1:41.328	21	19.735	1:40.785	21	24.960	1:40.555	21	29.353	1:41.438
21	10.597	1:54.034	23	17.521	1:41.993	23	22.265	1:40.964	23	27.578	1:40.643	23	31.677	1:41.144
62	12.107	1:55.544	62	18.522	1:43.170	62	24.092	1:41.790	62	30.673	1:41.911	62	35.932	1:42.304
23	12.283	1:55.720	39	19.158	1:42.539	39	24.662	1:41.724	39	31.366	1:42.034	26	36.721	1:41.519
39	13.374	1:56.811	22	21.221	1:43.940	50	25.232	1:39.827	50	31.619	1:41.717	39	38.268	1:43.947
22	14.036	1:57.473	50	21.625	1:48.303	26	27.901	1:41.131	26	32.247	1:39.676	50	38.493	1:43.919
26	19.046	2:02.483	26	22.990	1:40.699	22	28.974	1:43.973	22	35.580	1:41.936	22	40.962	1:42.427

Bookatrack.com Caterham Graduates Championship (Mega Grads)

RACE 15 - LAP CHART

Lap 6			Lap 7			Lap 8			Lap 9			Lap 10		
No	Behind	Laptime	No	Behind	Laptime	No	Behind	Laptime	No	Behind	Laptime	No	Behind	Laptime
1		1:35.775	1		1:35.966	1		1:35.625	70		1:35.426	70		1:35.965
70	0.878	1:35.205	70	0.785	1:35.873	70	0.563	1:35.403	1	0.084	1:36.073	1	0.379	1:36.260
18	1.176	1:36.081	8	1.693	1:36.055	8	1.381	1:35.313	8	0.489	1:35.097	8	0.977	1:36.453
8	1.604	1:36.067	18	1.841	1:36.631	18	1.740	1:35.524	18	1.064	1:35.313	18	1.276	1:36.177
12	2.552	1:36.116	12	2.479	1:35.893	12	2.586	1:35.732	12	2.535	1:35.938	12	4.192	1:37.622
64	6.828	1:36.371	5	8.353	1:36.777	64	9.602	1:36.290	5	11.701	1:37.815	5	12.887	1:37.151
5	7.542	1:37.459	64	8.937	1:38.075	5	9.875	1:37.147	9	12.341	1:37.856	9	13.398	1:37.022
9	8.019	1:37.220	9	9.349	1:37.296	11	10.088	1:36.305	11	12.633	1:38.534	11	13.808	1:37.140
11	8.586	1:36.126	11	9.408	1:36.788	9	10.474	1:36.750	53	12.984	1:38.047	17	14.450	1:37.135
53	9.076	1:37.077	53	9.970	1:36.860	53	10.926	1:36.581	17	13.280	1:37.897	53	14.859	1:37.840
17	10.142	1:36.201	17	10.505	1:36.329	17	11.372	1:36.492	14	13.873	1:37.772	14	15.129	1:37.221
14	10.965	1:37.738	14	11.093	1:36.094	14	12.090	1:36.622	3	14.243	1:37.396	3	15.344	1:37.066
3	11.490	1:36.837	3	12.141	1:36.617	3	12.836	1:36.320	64	14.998	1:41.385	64	16.136	1:37.103
46	17.600	1:38.602	6	20.172	1:37.681	6	22.147	1:37.600	6	23.445	1:37.287	6	25.299	1:37.819
24	18.434	1:38.776	46	20.649	1:39.015	46	23.358	1:38.334	46	25.317	1:37.948	46	26.426	1:37.074
6	18.457	1:38.353	16	21.445	1:38.103	16	24.239	1:38.419	16	26.179	1:37.929	16	29.046	1:38.832
16	19.308	1:37.418	24	21.617	1:39.149	24	24.478	1:38.486	24	26.492	1:38.003	24	29.386	1:38.859
19	25.054	1:40.612	19	30.554	1:41.466	19	34.802	1:39.873	19	39.914	1:41.101	19	44.556	1:40.607
21	34.436	1:40.858	21	38.867	1:40.397	23	43.712	1:39.847	23	47.373	1:39.650	23	50.967	1:39.559
23	35.778	1:39.876	23	39.490	1:39.678	21	44.331	1:41.089	21	49.061	1:40.719	21	53.388	1:40.292
26	41.646	1:40.700	26	45.200	1:39.520	26	49.708	1:40.133	26	53.232	1:39.513	26	57.856	1:40.589
62	42.735	1:42.578	62	48.655	1:41.886	62	54.750	1:41.720	62	1:00.809	1:42.048	62	1:06.522	1:41.678
39	44.182	1:41.689	39	49.681	1:41.465	39	55.554	1:41.498	39	1:01.612	1:42.047	39	1:07.124	1:41.477
50	44.556	1:41.838	50	50.016	1:41.426	50	56.149	1:41.758	50	1:01.889	1:41.729	50	1:07.441	1:41.517
22	48.644	1:43.457	22	54.510	1:41.832	22	59.782	1:40.897	22	1:05.211	1:41.418	22	1:12.584	1:43.338

Bookatrack.com Caterham Graduates Championship (Mega Grads)

RACE 15 - LAP CHART

Lap 11			Lap 12			Lap 13		
No	Behind	Laptime	No	Behind	Laptime	No	Behind	Laptime
70		1:35.032	70		1:35.578	1		1:35.212
1	0.427	1:35.080	1	0.436	1:35.587	70	0.450	1:36.098
8	1.934	1:35.989	8	2.810	1:36.454	8	3.961	1:36.799
18	2.194	1:35.950	18	3.303	1:36.687	18	4.212	1:36.557
12	6.059	1:36.899	12	6.621	1:36.140	12	8.033	1:37.060
5	14.859	1:37.004	5	16.629	1:37.348	5	18.250	1:37.269
9	15.804	1:37.438	9	17.132	1:36.906	9	18.810	1:37.326
17	16.337	1:36.919	17	17.489	1:36.730	17	19.237	1:37.396
11	16.671	1:37.895	14	18.236	1:36.441	64	20.236	1:37.215
14	17.373	1:37.276	11	18.289	1:37.196	14	20.312	1:37.724
64	17.508	1:36.404	64	18.669	1:36.739	53	20.639	1:36.790
3	17.754	1:37.442	53	19.497	1:37.036	11	21.350	1:38.709
53	18.039	1:38.212	3	19.805	1:37.629	3	21.408	1:37.251
6	28.829	1:38.562	46	31.255	1:37.906	24	34.980	1:37.521
46	28.927	1:37.533	6	31.567	1:38.316	16	37.883	1:37.485
24	32.242	1:37.888	24	33.107	1:36.443	6	38.352	1:42.433
16	33.222	1:39.208	16	36.046	1:38.402	46	42.944	1:47.337
19	49.676	1:40.152	19	53.803	1:39.705	19	58.521	1:40.366
23	55.594	1:39.659	23	59.525	1:39.509	23	1:04.017	1:40.140
21	58.028	1:39.672	21	1:01.911	1:39.461	21	1:08.381	1:42.118
26	1:01.267	1:38.443	26	1:03.600	1:37.911	26	1:09.196	1:41.244
62	1:12.606	1:41.116	62	1:18.499	1:41.471	62	1:24.443	1:41.592
39	1:13.543	1:41.451	39	1:19.155	1:41.190	39	1:25.161	1:41.654
50	1:13.806	1:41.397	50	1:19.438	1:41.210	50	1:25.485	1:41.695
22	1:17.949	1:40.397	22	1:22.916	1:40.545	22	1:27.450	1:40.182

Performance & Economy Chip Tuning Sports & Saloon Car Championship
QUALIFYING - RACE 6 - CLASSIFICATION

POS	NO	CL	NAME	ENTRY	TIME	ON	LAPS	GAP	DIFF	MPH
1	93	C	Robert SPENCER	Stuart Taylor Locosaki	1:30.734	1	6			84.31
2	3	C	Chris MARIES	MK Indy Busa RR	1:30.948	8	9	0.214	0.214	84.11
3	44	B	Peter DAVIES	Caterham R4000	1:30.962	6	9	0.228	0.014	84.10
4	10	B	Alistair CHALMERS	Caterham CSR	1:31.625	5	8	0.891	0.663	83.49
5	1	D	Paul DOBSON	Mazda RX7	1:32.707	6	7	1.973	1.082	82.51
6	99	C	Chris ALLANSON	Zcars Mini	1:33.283	3	8	2.549	0.576	82.00
7	2	E	Dennis CROMPTON	BMW E30 M3	1:33.353	7	9	2.619	0.070	81.94
8	30	B	Robert CHALMERS	Caterham R400	1:33.760	3	9	3.026	0.407	81.59
9	76	E	Kingsley INGRAM	Mazda 323F	1:33.815	3	8	3.081	0.055	81.54
10	26	B	Cam FORBES	Westfield SEiW	1:34.308	8	9	3.574	0.493	81.11
11	90	A	Danny KEENAN	MK Indy	1:34.353	8	9	3.619	0.045	81.07
12	38	B	Kevin CRYER	Caterham Seven	1:35.137	3	9	4.403	0.784	80.41
13	95	C	Paul WOOLFITT	Zcars Mini	1:35.982	3	8	5.248	0.845	79.70
14	91	A	Jeremy SNOWDEN	2carmini Mayfair tyrer	1:36.240	2	8	5.506	0.258	79.48
15	58	A	Darren SMITH	TVR Tuscan Challenge	1:36.481	8	8	5.747	0.241	79.29
16	56	D	Duncan AUKLAND	Rover 3500se	1:38.247	8	8	7.513	1.766	77.86
17	35	C	Christopher THOMAS	Zcars Mini	1:39.050	7	8	8.316	0.803	77.23
18	62	C	Paul SAMPSON	Suzuki SC100	1:39.680	2	4	8.946	0.630	76.74
19	53	D	David RAWLINS	Vauxhall Vectra	1:41.103	6	7	10.369	1.423	75.66
20	59	D	Mike HURST	Vauxhall Vectra	1:42.222	6	7	11.488	1.119	74.83
21	24	D	Ralph UNDERWOOD	Triumph TR7 V8	1:46.083	6	7	15.349	3.861	72.11
22	25	D	Bob CLAXTON	Renault 21 Turbo	1:46.263	5	7	15.529	0.180	71.99
23	40	B	Dave MARIES	Westfield SE1	1:49.626	3	6	18.892	3.363	69.78
24	37	E	Brian ALLEN	Ford Fiesta XR2i	1:50.109	6	7	19.375	0.483	69.47
25	52	D	Andy ROBEY	BMW M3	1:53.754	3	4	23.020	3.645	67.25

Car No 96 - Completed 1 lap.

Weather / Track : Sunny / Dry

These results are provisional until the conclusion of any judicial and technical matters.

Croft
 Circuit Length = 2.1250 miles
 Start: 11:38 End: 11:56

Clerk of Course :	Timekeeper :
-------------------	--------------

Performance & Economy Chip Tuning Sports & Saloon Car Championship

QUALIFYING - RACE 6 - LAP ANALYSIS

1	Paul DOBSON		D Mazda RX7				
1 -	1:33.874	+ 1.167	11:42:23.429	5 -	1:51.361	+ 18.654	11:48:56.318
2 -	1:35.048	+ 2.341	11:43:58.477	6 -	1:32.707		11:50:29.025
3 -	1:33.001	+ 0.294	11:45:31.478	7 -	2:00.263 P	+ 27.556	11:52:29.288
4 -	1:33.479	+ 0.772	11:47:04.957				
2	Dennis CROMPTON		E BMW E30 M3				
1 -	1:38.106	+ 4.753	11:42:06.584	6 -	1:35.063	+ 1.710	11:50:02.488
2 -	1:34.579	+ 1.226	11:43:41.163	7 -	1:33.353		11:51:35.841
3 -	1:34.804	+ 1.451	11:45:15.967	8 -	1:35.062	+ 1.709	11:53:10.903
4 -	1:36.657	+ 3.304	11:46:52.624	9 -	1:52.781 P	+ 19.428	11:55:03.684
5 -	1:34.801	+ 1.448	11:48:27.425				
3	Chris MARIES		C MK Indy Busa RR				
1 -	1:32.923	+ 1.975	11:41:52.201	6 -	1:34.130	+ 3.182	11:49:37.035
2 -	1:31.855	+ 0.907	11:43:24.056	7 -	1:31.487	+ 0.539	11:51:08.522
3 -	1:31.128	+ 0.180	11:44:55.184	8 -	1:30.948		11:52:39.470
4 -	1:34.319	+ 3.371	11:46:29.503	9 -	1:31.370	+ 0.422	11:54:10.840
5 -	1:33.402	+ 2.454	11:48:02.905				
10	Alistair CHALMERS		B Caterham CSR				
1 -	1:34.022	+ 2.397	11:41:34.979	5 -	1:31.625		11:47:47.227
2 -	1:33.208	+ 1.583	11:43:08.187	6 -	1:31.695	+ 0.070	11:49:18.922
3 -	1:34.883	+ 3.258	11:44:43.070	7 -	1:30.034 P	+ -1.591	11:50:48.956
4 -	1:32.532	+ 0.907	11:46:15.602	8 -	3:32.317 P	+ 2:00.692	11:54:21.273
24	Ralph UNDERWOOD		D Triumph TR7 V8				
1 -	1:50.890	+ 4.807	11:42:57.623	5 -	1:48.300	+ 2.217	11:50:19.351
2 -	1:52.598	+ 6.515	11:44:50.221	6 -	1:46.083		11:52:05.434
3 -	1:48.934	+ 2.851	11:46:39.155	7 -	1:49.227	+ 3.144	11:53:54.661
4 -	1:51.896	+ 5.813	11:48:31.051				
25	Bob CLAXTON		D Renault 21 Turbo				
1 -	1:53.025	+ 6.762	11:43:02.251	5 -	1:46.263		11:50:22.204
2 -	1:51.766	+ 5.503	11:44:54.017	6 -	1:47.083	+ 0.820	11:52:09.287
3 -	1:47.700	+ 1.437	11:46:41.717	7 -	1:49.407	+ 3.144	11:53:58.694
4 -	1:54.224	+ 7.961	11:48:35.941				
26	Cam FORBES		B Westfield SEiW				
1 -	1:39.871	+ 5.563	11:42:08.747	6 -	1:37.451	+ 3.143	11:50:12.883
2 -	1:36.200	+ 1.892	11:43:44.947	7 -	1:35.336	+ 1.028	11:51:48.219
3 -	1:37.438	+ 3.130	11:45:22.385	8 -	1:34.308		11:53:22.527
4 -	1:37.072	+ 2.764	11:46:59.457	9 -	1:34.452	+ 0.144	11:54:56.979
5 -	1:35.975	+ 1.667	11:48:35.432				
30	Robert CHALMERS		B Caterham R400				
1 -	1:34.916	+ 1.156	11:41:37.573	6 -	1:34.493	+ 0.733	11:49:31.509
2 -	1:35.560	+ 1.800	11:43:13.133	7 -	1:34.200	+ 0.440	11:51:05.709
3 -	1:33.760		11:44:46.893	8 -	1:33.850	+ 0.090	11:52:39.559
4 -	1:34.840	+ 1.080	11:46:21.733	9 -	1:34.175	+ 0.415	11:54:13.734
5 -	1:35.283	+ 1.523	11:47:57.016				
35	Christopher THOMAS		C Zcars Mini				
1 -	1:46.109	+ 7.059	11:42:09.017	5 -	1:40.851	+ 1.801	11:49:25.805
2 -	2:08.952	+ 29.902	11:44:17.969	6 -	1:40.556	+ 1.506	11:51:06.361
3 -	1:43.669	+ 4.619	11:46:01.638	7 -	1:39.050		11:52:45.411
4 -	1:43.316	+ 4.266	11:47:44.954	8 -	1:39.506	+ 0.456	11:54:24.917
37	Brian ALLEN		E Ford Fiesta XR2i				
1 -	1:52.556	+ 2.447	11:42:18.446	5 -	1:51.933	+ 1.824	11:49:45.116
2 -	1:52.137	+ 2.028	11:44:10.583	6 -	1:50.109		11:51:35.225
3 -	1:51.341	+ 1.232	11:46:01.924	7 -	1:51.765	+ 1.656	11:53:26.990
4 -	1:51.259	+ 1.150	11:47:53.183				

Croft
Circuit Length = 2.1250 miles
Start: 11:38 End: 11:56

Weather / Track : Sunny / Dry

Performance & Economy Chip Tuning Sports & Saloon Car Championship
QUALIFYING - RACE 6 - LAP ANALYSIS

38	Kevin CRYER		B Caterham Seven				
1 -	1:37.067	+ 1.930	11:41:57.684	6 -	1:36.912	+ 1.775	11:50:01.377
2 -	1:37.101	+ 1.964	11:43:34.785	7 -	1:36.355	+ 1.218	11:51:37.732
3 -	1:35.137		11:45:09.922	8 -	1:35.564	+ 0.427	11:53:13.296
4 -	1:36.388	+ 1.251	11:46:46.310	9 -	1:35.565	+ 0.428	11:54:48.861
5 -	1:38.155	+ 3.018	11:48:24.465				
40	Dave MARIES		B Westfield SE1				
1 -	1:52.874	+ 3.248	11:42:43.009	4 -	1:58.363	+ 8.737	11:48:21.690
2 -	1:50.692	+ 1.066	11:44:33.701	5 -	2:12.507 P	+ 22.881	11:50:34.197
3 -	1:49.626		11:46:23.327	6 -	3:33.003	+ 1:43.377	11:54:07.200
44	Peter DAVIES		B Caterham R4000				
1 -	1:33.616	+ 2.654	11:41:37.524	6 -	1:30.962		11:49:18.983
2 -	1:31.538	+ 0.576	11:43:09.062	7 -	1:31.674	+ 0.712	11:50:50.657
3 -	1:35.016	+ 4.054	11:44:44.078	8 -	1:31.488	+ 0.526	11:52:22.145
4 -	1:31.479	+ 0.517	11:46:15.557	9 -	1:33.567	+ 2.605	11:53:55.712
5 -	1:32.464	+ 1.502	11:47:48.021				
52	Andy ROBEY		D BMW M3				
1 -	2:02.347	+ 8.593	11:42:48.379	3 -	1:53.754		11:46:38.489
2 -	1:56.356	+ 2.602	11:44:44.735	4 -	1:48.937 P	+ -4.817	11:48:27.426
53	David RAWLINS		D Vauxhall Vectra				
1 -	1:49.683	+ 8.580	11:42:59.174	5 -	1:43.222	+ 2.119	11:50:01.634
2 -	1:51.548	+ 10.445	11:44:50.722	6 -	1:41.103		11:51:42.737
3 -	1:43.481	+ 2.378	11:46:34.203	7 -	1:43.963	+ 2.860	11:53:26.700
4 -	1:44.209	+ 3.106	11:48:18.412				
56	Duncan AUKLAND		D Rover 3500se				
1 -	1:43.766	+ 5.519	11:42:49.216	5 -	1:38.766	+ 0.519	11:49:32.050
2 -	1:43.131	+ 4.884	11:44:32.347	6 -	1:38.332	+ 0.085	11:51:10.382
3 -	1:38.841	+ 0.594	11:46:11.188	7 -	1:38.837	+ 0.590	11:52:49.219
4 -	1:42.096	+ 3.849	11:47:53.284	8 -	1:38.247		11:54:27.466
58	Darren SMITH		A TVR Tuscan Challenge				
1 -	1:47.432	+ 10.951	11:42:38.211	5 -	1:39.323	+ 2.842	11:49:37.354
2 -	1:40.973	+ 4.492	11:44:19.184	6 -	1:39.090	+ 2.609	11:51:16.444
3 -	1:42.295	+ 5.814	11:46:01.479	7 -	1:37.190	+ 0.709	11:52:53.634
4 -	1:56.552	+ 20.071	11:47:58.031	8 -	1:36.481		11:54:30.115
59	Mike HURST		D Vauxhall Vectra				
1 -	2:00.144	+ 17.922	11:43:28.318	5 -	1:43.820	+ 1.598	11:50:26.462
2 -	1:46.913	+ 4.691	11:45:15.231	6 -	1:42.222		11:52:08.684
3 -	1:43.211	+ 0.989	11:46:58.442	7 -	1:44.741	+ 2.519	11:53:53.425
4 -	1:44.200	+ 1.978	11:48:42.642				
62	Paul SAMPSON		C Suzuki SC100				
1 -	1:40.215	+ 0.535	11:42:01.859	3 -	1:45.599	+ 5.919	11:45:27.138
2 -	1:39.680		11:43:41.539	4 -	2:45.752 P	+ 1:06.072	11:48:12.890
76	Kingsley INGRAM		E Mazda 323F				
1 -	1:39.712	+ 5.897	11:42:24.815	5 -	1:34.375	+ 0.560	11:48:48.942
2 -	1:36.236	+ 2.421	11:44:01.051	6 -	1:35.036	+ 1.221	11:50:23.978
3 -	1:33.815		11:45:34.866	7 -	1:34.181	+ 0.366	11:51:58.159
4 -	1:39.701	+ 5.886	11:47:14.567	8 -	1:34.751	+ 0.936	11:53:32.910
90	Danny KEENAN		A MK Indy				
1 -	1:36.265	+ 1.912	11:41:58.928	6 -	1:35.828	+ 1.475	11:49:55.906
2 -	1:34.687	+ 0.334	11:43:33.615	7 -	1:34.896	+ 0.543	11:51:30.802
3 -	1:34.384	+ 0.031	11:45:07.999	8 -	1:34.353		11:53:05.155
4 -	1:35.636	+ 1.283	11:46:43.635	9 -	1:35.773 P	+ 1.420	11:54:40.928

Croft
 Circuit Length = 2.1250 miles
 Start: 11:38 End: 11:56


Weather / Track : Sunny / Dry

Performance & Economy Chip Tuning Sports & Saloon Car Championship
QUALIFYING - RACE 6 - LAP ANALYSIS

5 -	1:36.443	+ 2.090	11:48:20.078				
91	Jeremy SNOWDEN		A	Zcarmini Mayfair tyrer			
1 -	1:38.967	+ 2.727	11:42:01.947	5 -	1:37.862	+ 1.622	11:48:36.279
2 -	1:36.240		11:43:38.187	6 -	1:38.713	+ 2.473	11:50:14.992
3 -	1:39.080	+ 2.840	11:45:17.267	7 -	1:38.490	+ 2.250	11:51:53.482
4 -	1:41.150	+ 4.910	11:46:58.417	8 -	1:38.022	+ 1.782	11:53:31.504
93	Robert SPENCER		C	Stuart Taylor Locosaki			
1 -	1:30.734		11:41:38.876	4 -	1:31.365	+ 0.631	11:46:16.739
2 -	1:34.456	+ 3.722	11:43:13.332	5 -	1:41.052	+ 10.318	11:47:57.791
3 -	1:32.042	+ 1.308	11:44:45.374	6 -	1:46.422 P	+ 15.688	11:49:44.213
95	Paul WOOLFITT		C	Zcars Mini			
1 -	1:38.276	+ 2.294	11:42:28.626	5 -	2:22.982	+ 47.000	11:49:47.017
2 -	1:36.441	+ 0.459	11:44:05.067	6 -	1:38.148	+ 2.166	11:51:25.165
3 -	1:35.982		11:45:41.049	7 -	1:36.135	+ 0.153	11:53:01.300
4 -	1:42.986 P	+ 7.004	11:47:24.035	8 -	1:36.209	+ 0.227	11:54:37.509
99	Chris ALLANSON		C	Zcars Mini			
1 -	1:35.435	+ 2.152	11:42:16.015	5 -	1:36.448	+ 3.165	11:48:35.040
2 -	1:33.882	+ 0.599	11:43:49.897	6 -	1:35.556	+ 2.273	11:50:10.596
3 -	1:33.283		11:45:23.180	7 -	1:34.735	+ 1.452	11:51:45.331
4 -	1:35.412	+ 2.129	11:46:58.592	8 -	1:36.507 P	+ 3.224	11:53:21.838

Performance & Economy Chip Tuning Sports & Saloon Car Championship

RACE 6 - GRID

ROW 13	1:53.754 52 Andy ROBEY		
ROW 12		1:49.626 40 Dave MARIES	1:50.109 37 Brian ALLEN
ROW 11	1:46.083 24 Ralph UNDERWOOD		1:46.263 25 Bob CLAXTON
ROW 10		1:41.103 53 David RAWLINS	1:42.222 59 Mike HURST
ROW 9	1:39.050 35 Christopher THOMAS		1:39.680 62 Paul SAMPSON
ROW 8		1:36.481 58 Darren SMITH	1:38.247 56 Duncan AUKLAND
ROW 7	1:35.982 95 Paul WOOLFITT		1:36.240 91 Jeremy SNOWDEN
ROW 6		1:34.353 90 Danny KEENAN	1:35.137 38 Kevin CRYER
ROW 5	1:33.815 76 Kingsley INGRAM		1:34.308 26 Cam FORBES
ROW 4		1:33.353 2 Dennis CROMPTON	1:33.760 30 Robert CHALMERS
ROW 3	1:32.707 1 Paul DOBSON		1:33.283 99 Chris ALLANSON
ROW 2		1:30.962 44 Peter DAVIES	1:31.625 10 Alistair CHALMERS
ROW 1	1:30.734 93 Robert SPENCER		1:30.948 3 Chris MARIES
Pole			
			

Croft
Circuit Length = 2.1250 miles

These results are provisional until the conclusion of any judicial and technical matters.

Clerk of Course :

Timekeeper :

Performance & Economy Chip Tuning Sports & Saloon Car Championship

RACE 6 - CLASSIFICATION

POS	NO	CL	NAME	ENTRY	LAPS	TIME	GAP	DIFF	MPH	BEST	ON
1	93	C	Robert SPENCER	Stuart Taylor Locosaki	15	22:56.090			83.38	1:29.851	5
2	3	C	Chris MARIES	MK Indy Busa RR	15	22:58.105	2.015	2.015	83.26	1:30.330	3
3	44	B	Peter DAVIES	Caterham R4000	15	23:27.809	31.719	29.704	81.51	1:31.305	6
4	10	B	Alistair CHALMERS	Caterham CSR	15	23:28.854	32.764	1.045	81.45	1:30.990	5
5	99	C	Chris ALLANSON	Zcars Mini	15	23:29.747	33.657	0.893	81.39	1:32.446	6
6	90	A	Danny KEENAN	MK Indy	15	23:51.801	55.711	22.054	80.14	1:32.897	13
7	38	B	Kevin CRYER	Caterham Seven	15	23:57.967	1:01.877	6.166	79.80	1:33.765	5
8	58	A	Darren SMITH	TVR Tuscan Challenge	15	24:21.750	1:25.660	23.783	78.50	1:33.940	10
9	52	D	Andy ROBEY	BMW M3	15	24:33.867	1:37.777	12.117	77.85	1:35.506	6
10	76	E	Kingsley INGRAM	Mazda 323F	14	22:59.212	1 lap	1 lap	77.65	1:35.071	10
11	91	A	Jeremy SNOWDEN	2carmini Mayfair tyrer	14	23:18.286	1 lap	19.074	76.59	1:37.606	2
12	56	D	Duncan AUKLAND	Rover 3500se	14	23:26.455	1 lap	8.169	76.14	1:38.409	3
13	59	D	Mike HURST	Vauxhall Vectra	14	23:34.533	1 lap	8.078	75.71	1:38.188	7
14	53	D	David RAWLINS	Vauxhall Vectra	14	23:53.534	1 lap	19.001	74.71	1:39.347	3
15	24	D	Ralph UNDERWOOD	Triumph TR7 V8	13	23:17.228	2 laps	1 lap	71.17	1:44.284	6
16	40	B	Dave MARIES	Westfield SE1	13	23:17.295	2 laps	0.067	71.17	1:44.872	5
17	62	C	Paul SAMPSON	Suzuki SC100	13	23:31.907	2 laps	14.612	70.43	1:39.164	2
18	30	B	Robert CHALMERS	Caterham R400	13	23:44.549	2 laps	12.642	69.81	1:34.508	8
19	25	D	Bob CLAXTON	Renault 21 Turbo	13	23:59.716	2 laps	15.167	69.07	1:47.121	5
20	37	E	Brian ALLEN	Ford Fiesta XR2i	13	24:04.980	2 laps	5.264	68.82	1:47.823	3

NOT CLASSIFIED

<i>DNF</i>	95	C	Paul WOOLFITT	Zcars Mini	13	21:19.811	2 laps		77.70	1:35.024	9
<i>DNF</i>	1	D	Paul DOBSON	Mazda RX7	11	17:06.521	4 laps	2 laps	81.97	1:31.219	2
<i>DNF</i>	26	B	Cam FORBES	Westfield SEIW	11	17:31.538	4 laps	25.017	80.02	1:34.156	9
<i>DNC</i>	35	C	Christopher THOMAS	Zcars Mini	9	23:30.679	6 laps	2 laps	48.80	1:38.019	8

FASTEST LAP

93	C	Robert SPENCER	Stuart Taylor Locosaki	5	1:29.851	85.14 mph	137.02 kph
10	B	Alistair CHALMERS	Caterham CSR	5	1:30.990	84.07 mph	135.30 kph
1	D	Paul DOBSON	Mazda RX7	2	1:31.219	83.86 mph	134.96 kph
90	A	Danny KEENAN	MK Indy	13	1:32.897	82.35 mph	132.53 kph
76	E	Kingsley INGRAM	Mazda 323F	10	1:35.071	80.46 mph	129.49 kph

Car 52 - 10 second penalty - G 62 & G 63 - False Start.

Weather / Track : Sunny / Dry

These results are provisional until the conclusion of any judicial and technical matters.

Croft
Circuit Length = 2.1250 miles
Start: 15:48 End: 16:13

Clerk of Course :	Timekeeper :
-------------------	--------------

Performance & Economy Chip Tuning Sports & Saloon Car Championship

RACE 6 - LAP CHART

Lap 1			Lap 2			Lap 3			Lap 4			Lap 5		
No	Behind	Laptime	No	Behind	Laptime	No	Behind	Laptime	No	Behind	Laptime	No	Behind	Laptime
93		1:35.425	93		1:32.355	93		1:30.601	93		1:30.577	93		1:29.851
3	0.209	1:35.634	3	0.359	1:32.505	3	0.088	1:30.330	3	0.549	1:31.038	3	1.707	1:31.009
99	2.109	1:37.534	1	2.014	1:31.219	1	3.753	1:32.340	1	5.036	1:31.860	1	6.789	1:31.604
1	3.150	1:38.575	99	3.084	1:33.330	44	4.598	1:31.376	44	5.390	1:31.369	44	7.361	1:31.822
44	3.239	1:38.664	44	3.823	1:32.939	99	4.935	1:32.452	10	6.633	1:31.507	10	7.772	1:30.990
10	3.701	1:39.126	10	4.469	1:33.123	10	5.703	1:31.835	99	7.458	1:33.100	99	10.806	1:33.199
26	5.261	1:40.686	26	8.604	1:35.698	26	13.684	1:35.681	26	17.885	1:34.778	26	23.303	1:35.269
95	5.632	1:41.057	95	9.744	1:36.467	95	15.039	1:35.896	95	19.487	1:35.025	38	24.055	1:33.765
90	5.893	1:41.318	30	10.385	1:36.131	30	15.209	1:35.425	38	20.141	1:34.725	95	25.988	1:36.352
30	6.609	1:42.034	38	11.896	1:34.586	38	15.993	1:34.698	30	27.268	1:42.636	90	34.313	1:34.337
91	9.034	1:44.459	91	14.285	1:37.606	91	21.599	1:37.915	91	29.086	1:38.064	30	35.524	1:38.107
38	9.665	1:45.090	62	17.292	1:39.164	52	24.731	1:37.655	90	29.827	1:34.764	52	36.930	1:36.624
62	10.483	1:45.908	90	17.319	1:43.781	90	25.640	1:38.922	52	30.157	1:36.003	91	38.370	1:39.135
76	11.599	1:47.024	52	17.677	1:37.727	76	26.268	1:38.054	58	35.070	1:36.518	58	42.017	1:36.798
52	12.305	1:47.730	76	18.815	1:39.571	62	28.541	1:41.850	76	37.141	1:41.450	76	44.301	1:37.011
56	15.461	1:50.886	56	21.531	1:38.425	58	29.129	1:37.765	56	40.724	1:41.962	56	50.398	1:39.525
58	15.924	1:51.349	58	21.965	1:38.396	56	29.339	1:38.409	62	41.836	1:43.872	59	55.345	1:41.748
59	16.846	1:52.271	59	24.460	1:39.969	59	33.735	1:39.876	59	43.448	1:40.290	53	57.312	1:40.473
53	19.066	1:54.491	53	26.426	1:39.715	53	35.172	1:39.347	53	46.690	1:42.095	62	1:03.838	1:51.853
35	21.992	1:57.417 P	40	38.388	1:46.555	40	55.438	1:47.651	40	1:10.878	1:46.017	40	1:25.899	1:44.872
24	22.392	1:57.817	24	39.005	1:48.968	24	56.234	1:47.830	24	1:11.351	1:45.694	24	1:26.535	1:45.035
40	24.188	1:59.613	25	40.798	1:47.681	25	58.668	1:48.471	25	1:15.996	1:47.905			
25	25.472	2:00.897	37	42.401	1:48.256	37	59.623	1:47.823	37	1:17.051	1:48.005			
37	26.500	2:01.925												

Car 52 - 10 second penalty - G 62 & G 63 - False Start.

Weather / Track : Sunny / Dry

www.tsl-timing.com

Page 1 of 3

Croft
Circuit Length = 2.1250 miles
Start: 15:48 End: 16:13

Printed - 16.14 Saturday, 11 July 2009

Performance & Economy Chip Tuning Sports & Saloon Car Championship

RACE 6 - LAP CHART

Lap 6			Lap 7			Lap 8			Lap 9			Lap 10		
No	Behind	Laptime	No	Behind	Laptime	No	Behind	Laptime	No	Behind	Laptime	No	Behind	Laptime
93		1:30.164	93		1:31.609	93		1:31.819	93		1:30.704	93		1:31.730
3	2.741	1:31.198	3	4.587	1:33.455	3	4.481	1:31.713	3	5.343	1:31.566	3	4.984	1:31.371
25	1 LAP	1:47.121	24	1 LAP	1:44.284	62	1 LAP	1:52.922	44	12.119	1:32.993	53	1 LAP	1:41.829
37	1 LAP	1:48.785	44	9.591	1:32.698	44	9.830	1:32.058	10	12.449	1:32.832	44	13.835	1:33.446
44	8.502	1:31.305	40	1 LAP	1:45.494	10	10.321	1:31.914	1	13.872	1:32.010	1	14.667	1:32.525
1	9.069	1:32.444	10	10.226	1:32.602	1	12.566	1:33.290	99	21.545	1:34.038	10	14.743	1:34.024
10	9.233	1:31.625	1	11.095	1:33.635	99	18.211	1:34.255	62	1 LAP	1:45.115	99	24.097	1:34.282
99	13.088	1:32.446	99	15.775	1:34.296	24	1 LAP	1:46.500	30	2 LAPS	4:15.020 P	30	2 LAPS	1:34.508
26	27.804	1:34.665	25	1 LAP	1:50.032	40	1 LAP	1:46.267	38	37.525	1:34.846	62	1 LAP	1:44.245
38	27.933	1:34.042	37	1 LAP	1:52.106	38	33.383	1:34.584	26	37.588	1:34.156	26	40.685	1:34.827
95	31.242	1:35.418	38	30.618	1:34.294	26	34.136	1:34.456	24	1 LAP	1:47.327	38	41.197	1:35.402
90	38.158	1:34.009	26	31.499	1:35.304	95	39.195	1:35.748	40	1 LAP	1:47.133	90	46.334	1:34.046
52	42.272	1:35.506	95	35.266	1:35.633	25	1 LAP	1:50.224	95	43.515	1:35.024	95	48.391	1:36.606
30	45.466	1:40.106 P	90	40.166	1:33.617	90	41.475	1:33.128	90	44.018	1:33.247	24	1 LAP	1:47.071
91	46.233	1:38.027	52	46.950	1:36.287	37	1 LAP	1:49.157	52	58.188	1:36.547	40	1 LAP	1:47.344
58	46.598	1:34.745	58	51.982	1:36.993	52	52.345	1:37.214	25	1 LAP	1:50.412	52	1:02.320	1:35.862
76	50.501	1:36.364	91	55.037	1:40.413	58	55.766	1:35.603	58	1:00.309	1:35.247	58	1:02.519	1:33.940
56	59.891	1:39.657	76	55.417	1:36.525	76	58.912	1:35.314	37	1 LAP	1:49.557	76	1:06.820	1:35.071
59	1:04.715	1:39.534	35	5 LAPS	9:45.060 P	91	1:02.166	1:38.948	76	1:03.479	1:35.271	25	1 LAP	1:48.895
53	1:08.749	1:41.601	56	1:06.733	1:38.451	35	5 LAPS	1:41.079	91	1:10.140	1:38.678	91	1:17.698	1:39.288
62	1:18.280	1:44.606	59	1:11.294	1:38.188	56	1:13.566	1:38.652	35	5 LAPS	1:40.475	37	1 LAP	1:50.734
			53	1:18.567	1:41.427	59	1:22.358	1:42.883	56	1:21.915	1:39.053	56	1:28.842	1:38.657
						53	1:28.369	1:41.621	59	1:30.545	1:38.891			

Car 52 - 10 second penalty - G 62 & G 63 - False Start.

Weather / Track : Sunny / Dry

www.tsl-timing.com

Page 2 of 3

Croft
Circuit Length = 2.1250 miles
Start: 15:48 End: 16:13

Printed - 16.14 Saturday, 11 July 2009

Performance & Economy Chip Tuning Sports & Saloon Car Championship

RACE 6 - LAP CHART

Lap 11			Lap 12			Lap 13			Lap 14			Lap 15		
No	Behind	Laptime	No	Behind	Laptime	No	Behind	Laptime	No	Behind	Laptime	No	Behind	Laptime
93		1:30.953	93		1:32.525	93		1:32.681	93		1:31.809	93		1:33.287
35	6 LAPS	1:42.828	25	2 LAPS	1:48.445	91	1 LAP	1:42.452	3	4.467	1:32.797	3	2.015	1:30.835
3	5.241	1:31.210	3	4.138	1:31.422	3	3.479	1:32.022	24	2 LAPS	1:46.326	76	1 LAP	1:48.118
59	1 LAP	1:39.721	56	1 LAP	1:42.593	56	1 LAP	1:40.932	40	2 LAPS	1:47.376	24	2 LAPS	1:46.442
44	18.563	1:35.681	37	2 LAPS	1:51.690	35	6 LAPS	1:40.423	91	1 LAP	1:40.799	40	2 LAPS	1:45.258
1	20.733	1:37.019	35	6 LAPS	1:41.861	44	23.198	1:35.078	62	2 LAPS	1:56.546	91	1 LAP	1:43.798
53	1 LAP	1:44.208	59	1 LAP	1:39.317	25	2 LAPS	1:54.480	56	1 LAP	1:39.233	56	1 LAP	1:40.020
99	27.934	1:34.790	44	20.801	1:34.763	59	1 LAP	1:41.982	35	6 LAPS	1:38.019	44	31.719	1:39.735
10	30.902	1:47.112	53	1 LAP	1:40.905	37	2 LAPS	1:52.697	44	25.271	1:33.882	10	32.764	1:32.409
30	2 LAPS	1:35.662	99	30.910	1:35.501	99	31.668	1:33.439	59	1 LAP	1:39.571	99	33.657	1:33.854
38	44.874	1:34.630	10	34.073	1:35.696	10	33.114	1:31.722	99	33.090	1:33.231	35	6 LAPS	1:43.517
26	45.750	1:36.018	30	2 LAPS	1:35.851	53	1 LAP	1:42.267	10	33.642	1:32.337	62	2 LAPS	1:56.603
90	48.903	1:33.522	38	46.478	1:34.129	30	2 LAPS	1:35.941	25	2 LAPS	1:51.183	59	1 LAP	1:40.292
95	53.457	1:36.019	90	50.435	1:34.057	90	50.651	1:32.897	30	2 LAPS	1:36.721	30	2 LAPS	1:36.407
62	1 LAP	1:54.400	95	58.919	1:37.987	38	50.865	1:37.068	53	1 LAP	1:40.976	90	55.711	1:36.635
52	1:09.983	1:38.616	58	1:14.040	1:36.348	58	1:17.146	1:35.787	37	2 LAPS	1:53.584	53	1 LAP	1:42.579
58	1:10.217	1:38.651	76	1:14.573	1:35.889	76	1:20.100	1:38.208	90	52.363	1:33.521	38	1:01.877	1:39.370
76	1:11.209	1:35.342	52	1:15.993	1:38.535	52	1:20.236	1:36.924	38	55.794	1:36.738	25	2 LAPS	1:53.970
40	1 LAP	1:46.866	62	1 LAP	1:54.823	95	1:28.817	2:02.579 P	58	1:21.726	1:36.389	37	2 LAPS	1:50.661
24	1 LAP	1:48.288	24	1 LAP	1:45.646				52	1:24.947	1:36.520	58	1:25.660	1:37.221
91	1:25.449	1:38.704	40	1 LAP	1:46.849							52	1:27.777	1:36.117

Car 52 - 10 second penalty - G 62 & G 63 - False Start.

Weather / Track : Sunny / Dry

www.tsl-timing.com


Page 3 of 3

Croft
Circuit Length = 2.1250 miles
Start: 15:48 End: 16:13

Printed - 16.14 Saturday, 11 July 2009

Performance & Economy Chip Tuning Sports & Saloon Car Championship

RACE 14 - GRID

ROW 13	1:56.356 52 Andy ROBEY		
ROW 12		1:50.692 40 Dave MARIÉS	1:51.259 37 Brian ALLEN
ROW 11	1:47.083 25 Bob CLAXTON		1:48.300 24 Ralph UNDERWOOD
ROW 10		1:43.211 59 Mike HURST	1:43.222 53 David RAWLINS
ROW 9	1:39.506 35 Christopher THOMAS		1:40.215 62 Paul SAMPSON
ROW 8		1:37.862 91 Jeremy SNOWDEN	1:38.332 56 Duncan AUKLAND
ROW 7	1:36.135 95 Paul WOOLFITT		1:37.190 58 Darren SMITH
ROW 6		1:34.579 2 Dennis CROMPTON	1:35.564 38 Kevin CRYER
ROW 5	1:34.384 90 Danny KEENAN		1:34.452 26 Cam FORBES
ROW 4		1:33.882 99 Chris ALLANSON	1:34.181 76 Kingsley INGRAM
ROW 3	1:33.001 1 Paul DOBSON		1:33.850 30 Robert CHALMERS
ROW 2		1:31.479 44 Peter DAVIES	1:31.695 10 Alistair CHALMERS
ROW 1	1:31.128 3 Chris MARIÉS		1:31.365 93 Robert SPENCER
Pole			
			

Croft
Circuit Length = 2.1250 miles

These results are provisional until the conclusion of any judicial and technical matters.

Clerk of Course :		Timekeeper :

Performance & Economy Chip Tuning Sports & Saloon Car Championship

RACE 14 - CLASSIFICATION

POS	NO	CL	NAME	ENTRY	LAPS	TIME	GAP	DIFF	MPH	BEST	ON
1	93	C	Robert SPENCER	Stuart Taylor Locosaki	15	23:04.467			82.88	1:30.564	8
2	10	B	Alistair CHALMERS	Caterham CSR	15	23:20.247	15.780	15.780	81.95	1:31.497	4
3	44	B	Peter DAVIES	Caterham R4000	15	23:22.162	17.695	1.915	81.83	1:31.436	4
4	90	A	Danny KEENAN	MK Indy	15	23:23.964	19.497	1.802	81.73	1:31.389	13
5	1	D	Paul DOBSON	Mazda RX7	15	23:26.837	22.370	2.873	81.56	1:32.025	3
6	76	E	Kingsley INGRAM	Mazda 323F	15	24:08.385	1:03.918	41.548	79.22	1:34.011	6
7	58	A	Darren SMITH	TVR Tuscan Challenge	15	24:19.778	1:15.311	11.393	78.60	1:34.941	12
8	95	C	Paul WOOLFITT	Zcars Mini	15	24:21.900	1:17.433	2.122	78.49	1:35.606	2
9	38	B	Kevin CRYER	Caterham Seven	15	24:23.546	1:19.079	1.646	78.40	1:35.115	10
10	52	D	Andy ROBEY	BMW M3	15	24:27.676	1:23.209	4.130	78.18	1:35.448	8
11	56	D	Duncan AUKLAND	Rover 3500se	14	23:36.222	1 lap	1 lap	75.62	1:39.099	8
12	59	D	Mike HURST	Vauxhall Vectra	14	23:39.505	1 lap	3.283	75.44	1:38.650	8
13	35	C	Christopher THOMAS	Zcars Mini	14	23:43.706	1 lap	4.201	75.22	1:38.052	7
14	53	D	David RAWLINS	Vauxhall Vectra	14	23:52.146	1 lap	8.440	74.78	1:37.816	8
15	40	B	Dave MARIES	Westfield SE1	14	24:44.207	1 lap	52.061	72.16	1:42.502	13
16	25	D	Bob CLAXTON	Renault 21 Turbo	13	23:16.437	2 laps	1 lap	71.21	1:43.864	2
17	96	B	Andrew WILSON	Toyota Starlet	13	23:27.474	2 laps	11.037	70.65	1:35.743	8
18	24	D	Ralph UNDERWOOD	Triumph TR7 V8	13	23:47.957	2 laps	20.483	69.64	1:47.184	11
19	37	E	Brian ALLEN	Ford Fiesta XR2i	13	24:29.542	2 laps	41.585	67.67	1:49.777	2

NOT CLASSIFIED

DNF	3	C	Chris MARIES	MK Indy Busa RR	8	12:12.933	7 laps	5 laps	83.50	1:30.437	7
DNF	30	B	Robert CHALMERS	Caterham R400	6	12:23.857	9 laps	2 laps	61.70	1:40.087	4
DNF	26	B	Cam FORBES	Westfield SEIW	5	8:10.021	10 laps	1 lap	78.05	1:35.566	2
DNF	91	A	Jeremy SNOWDEN	Zcarmini Mayfair tyrer	4	6:46.225	11 laps	1 lap	75.32	1:35.433	2
DNF	62	C	Paul SAMPSON	Suzuki SC100	1	2:20.340	14 laps	3 laps	54.51		

FASTEST LAP

3	C	Chris MARIES	MK Indy Busa RR	7	1:30.437	84.59 mph	136.13 kph
90	A	Danny KEENAN	MK Indy	13	1:31.389	83.70 mph	134.71 kph
44	B	Peter DAVIES	Caterham R4000	4	1:31.436	83.66 mph	134.64 kph
1	D	Paul DOBSON	Mazda RX7	3	1:32.025	83.13 mph	133.78 kph
76	E	Kingsley INGRAM	Mazda 323F	6	1:34.011	81.37 mph	130.95 kph

Weather / Track : Cloudy / Dry

These results are provisional until the conclusion of any judicial and technical matters.

Croft
Circuit Length = 2.1250 miles
Start: 15:31 End: 15:56

Clerk of Course :

Timekeeper :

Performance & Economy Chip Tuning Sports & Saloon Car Championship

RACE 14 - LAP CHART

Lap 1			Lap 2			Lap 3			Lap 4			Lap 5		
No	Behind	Laptime	No	Behind	Laptime	No	Behind	Laptime	No	Behind	Laptime	No	Behind	Laptime
93		1:37.253	93		1:31.271	93		1:30.728	93		1:30.754	93		1:30.654
3	1.034	1:38.287	3	0.392	1:30.629	3	0.533	1:30.869	3	0.311	1:30.532	3	0.528	1:30.871
44	2.305	1:39.558	10	3.604	1:32.124	10	5.106	1:32.230	10	5.849	1:31.497	10	7.530	1:32.335
10	2.751	1:40.004	44	4.203	1:33.169	44	6.249	1:32.774	44	6.931	1:31.436	44	9.814	1:33.537
1	3.428	1:40.681	1	5.019	1:32.862	1	6.316	1:32.025	1	8.862	1:33.300	1	10.804	1:32.596
30	4.482	1:41.735	90	7.872	1:33.674	90	10.140	1:32.996	90	12.432	1:33.046	90	14.765	1:32.987
90	5.469	1:42.722	91	10.028	1:35.433	91	15.692	1:36.392	26	22.772	1:37.171	76	29.201	1:35.421
91	5.866	1:43.119	26	11.294	1:35.566	26	16.355	1:35.789	95	23.331	1:36.777	26	29.361	1:37.243
26	6.999	1:44.252	95	11.752	1:35.606	95	17.308	1:36.284	76	24.434	1:35.586	95	30.013	1:37.336
95	7.417	1:44.670	38	12.566	1:35.906	38	18.900	1:37.062	38	26.194	1:38.048	58	32.260	1:36.398
38	7.931	1:45.184	76	15.666	1:35.833	76	19.602	1:34.664	58	26.516	1:35.816	38	33.130	1:37.590
35	11.089	1:48.342	58	16.721	1:35.564	58	21.454	1:35.461	35	35.658	1:39.018	52	43.213	1:38.196
76	11.104	1:48.357	35	18.351	1:38.533	35	27.394	1:39.771	52	35.671	1:37.580	96	44.110	1:36.861
58	12.428	1:49.681	52	21.380	1:38.654	52	28.845	1:38.193	91	36.219	1:51.281 P	35	45.396	1:40.392
56	12.967	1:50.220	56	22.223	1:40.527	56	31.275	1:39.780	96	37.903	1:36.123	56	50.960	1:41.110
52	13.997	1:51.250	96	26.058	1:37.541	96	32.534	1:37.204	56	40.504	1:39.983	59	1:00.322	1:40.364
59	18.305	1:55.558	59	29.355	1:42.321	59	40.898	1:42.271	59	50.612	1:40.468	53	1:01.682	1:41.684
96	19.788	1:57.041	25	34.034	1:43.864	53	42.253	1:38.909	53	50.652	1:39.153	30	1 LAP	1:40.087
53	20.743	1:57.996	53	34.072	1:44.600	25	50.697	1:47.391	40	1:06.813	1:46.111	40	1:21.260	1:45.101
24	21.136	1:58.389	40	35.891	1:44.600	30	1 LAP	3:48.925	30	1 LAP	1:46.483	25	1:23.102	1:45.237
25	21.441	1:58.694	24	38.573	1:48.708	40	51.456	1:46.293	25	1:08.519	1:48.576			
40	22.562	1:59.815	37	43.411	1:49.777	24	56.756	1:48.911	24	1:14.453	1:48.451			
37	24.905	2:02.158				37	1:03.187	1:50.504	37	1:23.517	1:51.084			
62	43.087	2:20.340 P												

Performance & Economy Chip Tuning Sports & Saloon Car Championship

RACE 14 - LAP CHART

Lap 6			Lap 7			Lap 8			Lap 9			Lap 10		
No	Behind	Laptime	No	Behind	Laptime	No	Behind	Laptime	No	Behind	Laptime	No	Behind	Laptime
93		1:30.892	93		1:30.601	93		1:30.564	93		1:33.425	93		1:32.750
24	1 LAP	1:47.384	3	0.142	1:30.437	3	0.216	1:30.638	10	18.975	1:33.797	53	1 LAP	1:39.145
3	0.306	1:30.670	40	1 LAP	1:46.581	30	2 LAPS	1:44.458 P	44	21.407	1:35.215	59	1 LAP	1:39.743
10	9.773	1:33.135	25	1 LAP	1:47.272	10	18.603	1:34.094	1	21.932	1:33.904	10	18.883	1:32.658
44	12.321	1:33.399	10	15.073	1:35.901	44	19.617	1:34.076	90	22.220	1:33.872	44	21.050	1:32.393
1	13.244	1:33.332	44	16.105	1:34.385	1	21.453	1:35.304	40	1 LAP	1:46.018	1	22.631	1:33.449
37	1 LAP	1:53.562	1	16.713	1:34.070	90	21.773	1:34.420	25	1 LAP	1:46.276	90	23.036	1:33.566
90	16.302	1:32.429	90	17.917	1:32.216	40	1 LAP	1:47.814	76	41.376	1:34.630	76	44.959	1:36.333
76	32.320	1:34.011	24	1 LAP	1:52.462	25	1 LAP	1:47.479	95	53.171	1:36.772	40	1 LAP	1:44.186
95	37.217	1:38.096	76	36.501	1:34.782	76	40.171	1:34.234	58	53.416	1:36.577	25	1 LAP	1:46.237
58	37.503	1:36.135	37	1 LAP	1:54.061	24	1 LAP	1:50.124	24	1 LAP	1:50.716	95	59.589	1:39.168
38	40.977	1:38.739	95	44.383	1:37.767	95	49.824	1:36.005	38	1:01.057	1:37.600	58	1:02.060	1:41.394
52	49.163	1:36.842	58	44.693	1:37.791	58	50.264	1:36.135	52	1:02.823	1:36.053	38	1:03.422	1:35.115
96	49.722	1:36.504	38	49.574	1:39.198	38	56.882	1:37.872	96	1:03.266	1:35.780	52	1:06.882	1:36.809
35	54.455	1:39.951	52	55.311	1:36.749	52	1:00.195	1:35.448	35	1:16.344	1:40.211	24	1 LAP	1:50.000
56	1:00.306	1:40.238	96	55.732	1:36.611	96	1:00.911	1:35.743	37	1 LAP	1:52.299	35	1:23.202	1:39.608
59	1:10.126	1:40.696	35	1:01.906	1:38.052	37	1 LAP	1:54.280	56	1:25.304	1:40.723			
53	1:10.870	1:40.080	56	1:09.471	1:39.766	35	1:09.558	1:38.216						
30	1 LAP	1:42.169	53	1:19.791	1:39.522	56	1:18.006	1:39.099						
			59	1:20.761	1:41.236	53	1:27.043	1:37.816						
						59	1:28.847	1:38.650						

Performance & Economy Chip Tuning Sports & Saloon Car Championship

RACE 14 - LAP CHART

Lap 11			Lap 12			Lap 13			Lap 14			Lap 15		
No	Behind	Laptime	No	Behind	Laptime	No	Behind	Laptime	No	Behind	Laptime	No	Behind	Laptime
93		1:33.143	93		1:32.397	93		1:32.186	93		1:33.024	93		1:34.825
56	1 LAP	1:40.590	56	1 LAP	1:40.501	35	1 LAP	1:46.857	96	2 LAPS	1:48.986	25	2 LAPS	1:47.229
37	2 LAPS	1:52.984	59	1 LAP	1:39.622	24	2 LAPS	1:47.184	35	1 LAP	1:38.141	10	15.780	1:32.237
53	1 LAP	1:41.828	53	1 LAP	1:41.171	56	1 LAP	1:40.686	10	18.368	1:32.816	44	17.695	1:32.904
59	1 LAP	1:40.107	10	19.021	1:32.814	10	18.576	1:31.741	44	19.616	1:33.188	90	19.497	1:32.720
10	18.604	1:32.864	44	19.709	1:32.214	44	19.452	1:31.929	90	21.602	1:32.956	1	22.370	1:33.458
44	19.892	1:31.985	90	22.467	1:32.870	90	21.670	1:31.389	1	23.737	1:32.641	96	2 LAPS	1:50.874
90	21.994	1:32.101	1	23.133	1:33.403	1	24.120	1:33.173	56	1 LAP	1:42.486	56	1 LAP	1:40.513
1	22.127	1:32.639	37	2 LAPS	1:54.041	59	1 LAP	1:40.172	24	2 LAPS	1:48.177	59	1 LAP	1:39.478
76	46.682	1:34.866	76	55.429	1:41.144	53	1 LAP	1:42.394	59	1 LAP	1:38.819	35	1 LAP	1:57.263
40	1 LAP	1:44.441	58	1:06.969	1:34.941	37	2 LAPS	1:50.259	53	1 LAP	1:44.241	24	2 LAPS	1:48.369
58	1:04.425	1:35.508	95	1:08.611	1:35.971	76	59.951	1:36.708	76	1:03.090	1:36.163	53	1 LAP	1:43.607
95	1:05.037	1:38.591	38	1:10.236	1:36.455	58	1:09.857	1:35.074	37	2 LAPS	1:50.814	76	1:03.918	1:35.653
38	1:06.178	1:35.899	40	1 LAP	1:45.336	95	1:12.911	1:36.486	58	1:13.577	1:36.744	58	1:15.311	1:36.559
25	1 LAP	1:47.893	52	1:15.156	1:37.540	38	1:13.358	1:35.308	95	1:15.999	1:36.112	95	1:17.433	1:36.259
96	1 LAP	3:11.603	25	1 LAP	1:45.894	52	1:18.855	1:35.885	38	1:16.611	1:36.277	38	1:19.079	1:37.293
52	1:10.013	1:36.274	96	1 LAP	1:46.603	40	1 LAP	1:42.506	52	1:22.206	1:36.375	52	1:23.209	1:35.828
35	1:29.410	1:39.351				25	1 LAP	1:44.395	40	1 LAP	1:42.502	37	2 LAPS	1:53.719
24	1 LAP	1:49.082										40	1 LAP	1:42.903

DDMC Northern Sports & Saloons (Classes A, E & F)
QUALIFYING - RACE 11 - CLASSIFICATION

POS	NO	CL	NAME	ENTRY	TIME	ON	LAPS	GAP	DIFF	MPH
1	7	E	Phil MORRIS	Caterham 7	1:31.244	2	8			83.84
2	8	A1	David BOTTERILL	Porsche 944 Turbo	1:32.875	3	9	1.631	1.631	82.36
3	30	A1	Rachael FINNEY	Porsche 944 Turbo	1:33.073	6	9	1.829	0.198	82.19
4	99	A	Chris ALLANSON	Zcars Mini	1:35.553	5	7	4.309	2.480	80.06
5	44	B	Michael CUTT	BMW M3	1:36.335	5	9	5.091	0.782	79.41
6	91	A	Jeremy SNOWDEN	2carmini Mayfair tyrer	1:36.826	4	8	5.582	0.491	79.00
7	18	H	Brian MORRIS	Datsun 240Z'G'	1:37.377	5	5	6.133	0.551	78.56
8	86	B	Chris HUNTLEY	Subaru Impreza	1:37.990	5	8	6.746	0.613	78.07
9	9	C	David BREWIS	Lotus Elise	1:38.051	6	8	6.807	0.061	78.02
10	1	D	Gavin LEE	Ford Fiesta	1:39.010	3	8	7.766	0.959	77.26
11	49	B	Mike WILLIAMSON	BMW 325 Sport	1:39.399	3	8	8.155	0.389	76.96
12	66	D	Paul MOSS	Citroen Saxo	1:39.701	3	8	8.457	0.302	76.73
13	33	C	Robert BARNES	Vauxhall Corsa	1:39.943	5	5	8.699	0.242	76.54
14	96	A2	Andrew WILSON	MG Midget	1:40.073	3	4	8.829	0.130	76.44
15	31	G	John HEWITSON	Westfield Se	1:40.846	2	8	9.602	0.773	75.85
16	57	G	Brian MURPHY	Ginetta G20	1:40.875	5	8	9.631	0.029	75.83
17	67	D	Peter DIXON	Honda Civic 1.6VT	1:40.933	3	8	9.689	0.058	75.79
18	46	B	Ian HUMPIH	Volkswagen Beetle Rsi	1:41.118	7	7	9.874	0.185	75.65
19	16	D	Michael STARKEY	Ford Fiesta XR2	1:41.842	3	8	10.598	0.724	75.11
20	70	B	Mark ARMSTRONG	Rover 200	1:41.893	6	8	10.649	0.051	75.07
21	41	H	Malcolm DEARNLEY	Morgan 4+4	1:41.904	3	8	10.660	0.011	75.07
22	13	C	Simon HILLERBY	Proton Coupe	1:42.255	5	7	11.011	0.351	74.81
23	55	D	Daniel MCKAY	Ford Fiesta MK2 XR2	1:44.805	3	8	13.561	2.550	72.99
24	71	C	Neil ARMSTRONG	Seat Ibiza	1:45.770	8	8	14.526	0.965	72.32
25	6	C	James HAMILL	Ginetta G20	1:46.024	5	8	14.780	0.254	72.15
26	37	D	Helen ALLEN	Ford Fiesta XR2i	1:54.393	1	7	23.149	8.369	66.87
27	12	D	Frank E MARSHALL	Ford Fiesta	1:57.713	6	6	26.469	3.320	64.98

Car No 76 - Race 10 - Completed 3+ laps.

Weather / Track : Cloudy / Dry

These results are provisional until the conclusion of any judicial and technical matters.

Croft
 Circuit Length = 2.1250 miles
 Start: 17:16 End: 17:34

Clerk of Course :		Timekeeper :
-------------------	--	--------------

DDMC Northern Sports & Saloons (Classes A, E & F)

QUALIFYING - RACE 11 - LAP ANALYSIS

1	Gavin LEE		D Ford Fiesta				
1 -	1:40.813	+ 1.803	17:20:49.644	5 -	1:39.659	+ 0.649	17:27:30.013
2 -	1:41.144	+ 2.134	17:22:30.788	6 -	1:40.519	+ 1.509	17:29:10.532
3 -	1:39.010		17:24:09.798	7 -	1:40.635	+ 1.625	17:30:51.167
4 -	1:40.556	+ 1.546	17:25:50.354	8 -	1:40.246	+ 1.236	17:32:31.413
6	James HAMILL		C Ginetta G20				
1 -	1:49.093	+ 3.069	17:20:59.549	5 -	1:46.024		17:28:10.677
2 -	1:49.075	+ 3.051	17:22:48.624	6 -	1:48.103	+ 2.079	17:29:58.780
3 -	1:49.004	+ 2.980	17:24:37.628	7 -	1:46.901	+ 0.877	17:31:45.681
4 -	1:47.025	+ 1.001	17:26:24.653	8 -	1:47.044	+ 1.020	17:33:32.725
7	Phil MORRIS		E Caterham 7				
1 -	1:32.317	+ 1.073	17:20:13.972	5 -	1:35.344 P	+ 4.100	17:26:26.156
2 -	1:31.244		17:21:45.216	6 -	3:19.844	+ 1:48.600	17:29:46.000
3 -	1:32.141	+ 0.897	17:23:17.357	7 -	1:32.677	+ 1.433	17:31:18.677
4 -	1:33.455	+ 2.211	17:24:50.812	8 -	1:32.970	+ 1.726	17:32:51.647
8	David BOTTERILL		A1 Porsche 944 Turbo				
1 -	1:33.382	+ 0.507	17:20:16.242	6 -	1:34.012	+ 1.137	17:28:06.493
2 -	1:33.287	+ 0.412	17:21:49.529	7 -	1:34.423	+ 1.548	17:29:40.916
3 -	1:32.875		17:23:22.404	8 -	1:34.983	+ 2.108	17:31:15.899
4 -	1:33.803	+ 0.928	17:24:56.207	9 -	1:34.169	+ 1.294	17:32:50.068
5 -	1:36.274	+ 3.399	17:26:32.481				
9	David BREWIS		C Lotus Elise				
1 -	1:39.792	+ 1.741	17:21:05.475	5 -	1:38.329	+ 0.278	17:27:50.360
2 -	1:47.911	+ 9.860	17:22:53.386	6 -	1:38.051		17:29:28.411
3 -	1:38.663	+ 0.612	17:24:32.049	7 -	1:38.988	+ 0.937	17:31:07.399
4 -	1:39.982	+ 1.931	17:26:12.031	8 -	2:01.767	+ 23.716	17:33:09.166
12	Frank E MARSHALL		D Ford Fiesta				
1 -	2:06.921	+ 9.208	17:22:03.366	4 -	2:01.421	+ 3.708	17:28:20.648
2 -	2:04.869	+ 7.156	17:24:08.235	5 -	2:03.786	+ 6.073	17:30:24.434
3 -	2:10.992	+ 13.279	17:26:19.227	6 -	1:57.713		17:32:22.147
13	Simon HILLERBY		C Proton Coupe				
1 -	1:42.431	+ 0.176	17:20:32.685	5 -	1:42.255		17:27:24.607
2 -	1:43.652	+ 1.397	17:22:16.337	6 -	1:43.576	+ 1.321	17:29:08.183
3 -	1:42.484	+ 0.229	17:23:58.821	7 -	2:19.375 P	+ 37.120	17:31:27.558
4 -	1:43.531	+ 1.276	17:25:42.352				
16	Michael STARKEY		D Ford Fiesta XR2				
1 -	1:42.793	+ 0.951	17:20:52.846	5 -	1:42.074	+ 0.232	17:27:42.864
2 -	1:42.932	+ 1.090	17:22:35.778	6 -	1:45.218	+ 3.376	17:29:28.082
3 -	1:41.842		17:24:17.620	7 -	1:44.522	+ 2.680	17:31:12.604
4 -	1:43.170	+ 1.328	17:26:00.790	8 -	1:44.991 P	+ 3.149	17:32:57.595
18	Brian MORRIS		H Datsun 240Z'G'				
1 -	1:38.561	+ 1.184	17:21:11.669	4 -	1:39.598	+ 2.221	17:26:08.511
2 -	1:38.584	+ 1.207	17:22:50.253	5 -	1:37.377		17:27:45.888
3 -	1:38.660	+ 1.283	17:24:28.913				
30	Rachael FINNEY		A1 Porsche 944 Turbo				
1 -	1:38.387	+ 5.314	17:20:54.657	6 -	1:33.073		17:28:47.214
2 -	1:35.280	+ 2.207	17:22:29.937	7 -	1:34.821	+ 1.748	17:30:22.035
3 -	1:33.744	+ 0.671	17:24:03.681	8 -	1:34.261	+ 1.188	17:31:56.296
4 -	1:35.131	+ 2.058	17:25:38.812	9 -	1:34.529	+ 1.456	17:33:30.825
5 -	1:35.329	+ 2.256	17:27:14.141				
31	John HEWITSON		G Westfield Se				
1 -	1:42.507	+ 1.661	17:20:44.829	5 -	1:45.790	+ 4.944	17:28:21.796

Croft
Circuit Length = 2.1250 miles
Start: 17:16 End: 17:34

Weather / Track : Cloudy / Dry

DDMC Northern Sports & Saloons (Classes A, E & F)

QUALIFYING - RACE 11 - LAP ANALYSIS

2 -	1:40.846		17:22:25.675	6 -	1:46.801	+ 5.955	17:30:08.597
3 -	1:42.411	+ 1.565	17:24:08.086	7 -	1:44.732	+ 3.886	17:31:53.329
4 -	2:27.920	+ 47.074	17:26:36.006	8 -	1:44.727	+ 3.881	17:33:38.056
33	Robert BARNES		C	Vauxhall Corsa			
1 -	1:45.413	+ 5.470	17:20:59.716	4 -	1:42.175	+ 2.232	17:26:05.215
2 -	1:42.637	+ 2.694	17:22:42.353	5 -	1:39.943		17:27:45.158
3 -	1:40.687	+ 0.744	17:24:23.040				
37	Helen ALLEN		D	Ford Fiesta XR2i			
1 -	1:54.393		17:21:32.875	5 -	2:00.849	+ 6.456	17:29:19.375
2 -	1:54.762	+ 0.369	17:23:27.637	6 -	1:56.693	+ 2.300	17:31:16.068
3 -	1:55.611	+ 1.218	17:25:23.248	7 -	1:56.325	+ 1.932	17:33:12.393
4 -	1:55.278	+ 0.885	17:27:18.526				
41	Malcolm DEARNLEY		H	Morgan 4+4			
1 -	1:43.024	+ 1.120	17:20:46.743	5 -	1:44.185	+ 2.281	17:28:06.873
2 -	1:42.785	+ 0.881	17:22:29.528	6 -	1:42.385	+ 0.481	17:29:49.258
3 -	1:41.904		17:24:11.432	7 -	1:44.135	+ 2.231	17:31:33.393
4 -	2:11.256	+ 29.352	17:26:22.688	8 -	1:43.729	+ 1.825	17:33:17.122
44	Michael CUTT		B	BMW M3			
1 -	1:36.407	+ 0.072	17:20:29.365	6 -	1:37.559	+ 1.224	17:28:34.085
2 -	1:36.449	+ 0.114	17:22:05.814	7 -	1:37.750	+ 1.415	17:30:11.835
3 -	1:37.194	+ 0.859	17:23:43.008	8 -	1:38.325	+ 1.990	17:31:50.160
4 -	1:37.183	+ 0.848	17:25:20.191	9 -	1:38.255	+ 1.920	17:33:28.415
5 -	1:36.335		17:26:56.526				
46	Ian HUMPISSH		B	Volkswagen Beetle Rsi			
1 -	1:58.497	+ 17.379	17:21:25.209	5 -	1:45.241	+ 4.123	17:28:37.506
2 -	1:47.453	+ 6.335	17:23:12.662	6 -	1:44.263	+ 3.145	17:30:21.769
3 -	1:57.511	+ 16.393	17:25:10.173	7 -	1:41.118		17:32:02.887
4 -	1:42.092	+ 0.974	17:26:52.265				
49	Mike WILLIAMSON		B	BMW 325 Sport			
1 -	1:46.095	+ 6.696	17:21:13.510	5 -	1:39.733	+ 0.334	17:27:55.815
2 -	1:42.742	+ 3.343	17:22:56.252	6 -	1:39.983	+ 0.584	17:29:35.798
3 -	1:39.399		17:24:35.651	7 -	1:40.426	+ 1.027	17:31:16.224
4 -	1:40.431	+ 1.032	17:26:16.082	8 -	1:40.706	+ 1.307	17:32:56.930
55	Daniel MCKAY		D	Ford Fiesta MK2 XR2			
1 -	1:50.273	+ 5.468	17:21:19.489	5 -	1:45.344	+ 0.539	17:28:23.399
2 -	1:46.549	+ 1.744	17:23:06.038	6 -	1:49.666	+ 4.861	17:30:13.065
3 -	1:44.805		17:24:50.843	7 -	1:45.316	+ 0.511	17:31:58.381
4 -	1:47.212	+ 2.407	17:26:38.055	8 -	1:46.861	+ 2.056	17:33:45.242
57	Brian MURPHY		G	Ginetta G20			
1 -	1:46.276	+ 5.401	17:20:58.339	5 -	1:40.875		17:27:43.248
2 -	1:40.991	+ 0.116	17:22:39.330	6 -	1:42.475	+ 1.600	17:29:25.723
3 -	1:41.507	+ 0.632	17:24:20.837	7 -	1:41.054	+ 0.179	17:31:06.777
4 -	1:41.536	+ 0.661	17:26:02.373	8 -	2:00.769	+ 19.894	17:33:07.546
66	Paul MOSS		D	Citroen Saxo			
1 -	1:43.545	+ 3.844	17:20:40.277	5 -	1:40.090	+ 0.389	17:27:21.368
2 -	1:40.128	+ 0.427	17:22:20.405	6 -	1:53.562	+ 13.861	17:29:14.930
3 -	1:39.701		17:24:00.106	7 -	1:40.533	+ 0.832	17:30:55.463
4 -	1:41.172	+ 1.471	17:25:41.278	8 -	1:42.749	+ 3.048	17:32:38.212
67	Peter DIXON		D	Honda Civic 1.6VT			
1 -	1:45.984	+ 5.051	17:21:00.963	5 -	1:42.004	+ 1.071	17:27:52.300
2 -	1:43.752	+ 2.819	17:22:44.715	6 -	1:41.267	+ 0.334	17:29:33.567
3 -	1:40.933		17:24:25.648	7 -	1:43.641	+ 2.708	17:31:17.208
4 -	1:44.648	+ 3.715	17:26:10.296	8 -	1:43.112	+ 2.179	17:33:00.320

Croft
Circuit Length = 2.1250 miles
Start: 17:16 End: 17:34


Weather / Track : Cloudy / Dry

DDMC Northern Sports & Saloons (Classes A, E & F)
QUALIFYING - RACE 11 - LAP ANALYSIS

70	Mark ARMSTRONG		B Rover 200				
1 -	1:47.117	+ 5.224	17:20:58.525	5 -	1:42.006	+ 0.113	17:27:53.522
2 -	1:43.927	+ 2.034	17:22:42.452	6 -	1:41.893		17:29:35.415
3 -	1:42.697	+ 0.804	17:24:25.149	7 -	1:44.404	+ 2.511	17:31:19.819
4 -	1:46.367	+ 4.474	17:26:11.516	8 -	1:42.498	+ 0.605	17:33:02.317
71	Neil ARMSTRONG		C Seat Ibiza				
1 -	1:54.507	+ 8.737	17:21:08.803	5 -	1:46.640	+ 0.870	17:28:24.793
2 -	1:49.905	+ 4.135	17:22:58.708	6 -	1:46.266	+ 0.496	17:30:11.059
3 -	1:48.794	+ 3.024	17:24:47.502	7 -	1:46.893	+ 1.123	17:31:57.952
4 -	1:50.651	+ 4.881	17:26:38.153	8 -	1:45.770		17:33:43.722
86	Chris HUNTLEY		B Subaru Impreza				
1 -	1:41.764	+ 3.774	17:20:35.504	5 -	1:37.990		17:27:09.054
2 -	1:38.718	+ 0.728	17:22:14.222	6 -	1:39.904	+ 1.914	17:28:48.958
3 -	1:38.219	+ 0.229	17:23:52.441	7 -	1:39.122	+ 1.132	17:30:28.080
4 -	1:38.623	+ 0.633	17:25:31.064	8 -	1:40.519	+ 2.529	17:32:08.599
91	Jeremy SNOWDEN		A 2carmini Mayfair tyrer				
1 -	1:38.644	+ 1.818	17:21:05.187	5 -	1:36.862	+ 0.036	17:27:33.798
2 -	1:37.402	+ 0.576	17:22:42.589	6 -	1:38.635	+ 1.809	17:29:12.433
3 -	1:37.521	+ 0.695	17:24:20.110	7 -	1:39.592	+ 2.766	17:30:52.025
4 -	1:36.826		17:25:56.936	8 -	1:53.427 P	+ 16.601	17:32:45.452
96	Andrew WILSON		A2 MG Midget				
1 -	1:40.973	+ 0.900	17:21:13.937	3 -	1:40.073		17:24:34.473
2 -	1:40.463	+ 0.390	17:22:54.400	4 -	1:43.726	+ 3.653	17:26:18.199
99	Chris ALLANSON		A Zcars Mini				
1 -	1:38.836	+ 3.283	17:21:05.937	5 -	1:35.553		17:27:32.760
2 -	1:38.098	+ 2.545	17:22:44.035	6 -	1:36.151	+ 0.598	17:29:08.911
3 -	1:36.219	+ 0.666	17:24:20.254	7 -	1:50.015 P	+ 14.462	17:30:58.926
4 -	1:36.953	+ 1.400	17:25:57.207				

DDMC Northern Sports & Saloons (Classes A, E & F)

RACE 11 - GRID

ROW 14	1:57.713 12 Frank E MARSHALL	
ROW 13	1:46.024 6 James HAMILL	1:54.393 37 Helen ALLEN
ROW 12	1:44.805 55 Daniel MCKAY	1:45.770 71 Neil ARMSTRONG
ROW 11	1:41.904 41 Malcolm DEARNLEY	1:42.255 13 Simon HILLERBY
ROW 10	1:41.842 16 Michael STARKEY	1:41.893 70 Mark ARMSTRONG
ROW 9	1:40.933 67 Peter DIXON	1:41.118 46 Ian HUMPISSH
ROW 8	1:40.846 31 John HEWITSON	1:40.875 57 Brian MURPHY
ROW 7	1:39.943 33 Robert BARNES	1:40.073 96 Andrew WILSON
ROW 6	1:39.399 49 Mike WILLIAMSON	1:39.701 66 Paul MOSS
ROW 5	1:38.051 9 David BREWIS	1:39.010 1 Gavin LEE
ROW 4	1:37.377 18 Brian MORRIS	1:37.990 86 Chris HUNTLEY
ROW 3	1:36.335 44 Michael CUTT	1:36.826 91 Jeremy SNOWDEN
ROW 2	1:33.073 30 Rachael FINNEY	1:35.553 99 Chris ALLANSON
ROW 1	1:31.244 7 Phil MORRIS	1:32.875 8 David BOTTERILL
Pole		
		

Croft
Circuit Length = 2.1250 miles

These results are provisional until the conclusion of any judicial and technical matters.

Clerk of Course :		Timekeeper :

DDMC Northern Sports & Saloons (Classes A, E & F)

RACE 11 - CLASSIFICATION

POS	NO	CL	NAME	ENTRY	LAPS	TIME	GAP	DIFF	MPH	BEST	ON
1	7	E	Phil MORRIS	Caterham 7	11	17:18.751			81.01	1:30.858	3
2	8	A1	David BOTTERILL	Porsche 944 Turbo	11	17:25.140	6.389	6.389	80.51	1:32.711	4
3	99	A	Chris ALLANSON	Zcars Mini	11	17:32.008	13.257	6.868	79.99	1:34.092	5
4	30	A1	Rachael FINNEY	Porsche 944 Turbo	11	17:32.832	14.081	0.824	79.92	1:33.166	3
5	44	B	Michael CUTT	BMW M3	11	17:55.982	37.231	23.150	78.20	1:35.963	5
6	86	B	Chris HUNTLEY	Subaru Impreza	11	18:29.416	1:10.665	33.434	75.85	1:37.995	4
7	96	A2	Andrew WILSON	Toyota Starlet	11	18:30.409	1:11.658	0.993	75.78	1:36.526	11
8	66	D	Paul MOSS	Citroen Saxo	11	18:34.386	1:15.635	3.977	75.51	1:39.498	4
9	49	B	Mike WILLIAMSON	BMW 325 Sport	11	18:34.896	1:16.145	0.510	75.47	1:39.715	9
10	33	C	Robert BARNES	Vauxhall Corsa	11	18:36.560	1:17.809	1.664	75.36	1:39.161	8
11	67	D	Peter DIXON	Honda Civic 1.6VT	11	18:54.123	1:35.372	17.563	74.19	1:40.582	4
12	9	C	David BREWIS	Lotus Elise	11	18:56.495	1:37.744	2.372	74.04	1:37.761	4
13	70	B	Mark ARMSTRONG	Rover 200	11	18:59.340	1:40.589	2.845	73.85	1:41.441	6
14	16	D	Michael STARKEY	Ford Fiesta XR2	10	17:20.111	1 lap	1 lap	73.55	1:41.716	3
15	46	B	Ian HUMPISH	Volkswagen Beetle Rsi	10	17:21.774	1 lap	1.663	73.43	1:40.845	9
16	57	G	Brian MURPHY	Ginetta G20	10	17:24.708	1 lap	2.934	73.22	1:41.332	3
17	13	C	Simon HILLERBY	Proton Coupe	10	17:27.620	1 lap	2.912	73.02	1:41.844	6
18	55	D	Daniel McKAY	Ford Fiesta MK2 XR2	10	17:47.565	1 lap	19.945	71.65	1:43.844	3
19	41	H	Malcolm DEARNLEY	Morgan 4+4	10	18:03.659	1 lap	16.094	70.59	1:44.073	6
20	71	C	Neil ARMSTRONG	Seat Ibiza	10	18:03.776	1 lap	0.117	70.58	1:45.741	8
21	6	C	James HAMILL	Ginetta G20	10	18:19.742	1 lap	15.966	69.56	1:45.404	9
22	12	D	Frank E MARSHALL	Ford Fiesta	10	19:06.771	1 lap	47.029	66.70	1:50.122	10
23	37	D	Helen ALLEN	Ford Fiesta XR2i	10	19:06.845	1 lap	0.074	66.70	1:48.885	10

NOT CLASSIFIED

DNF	91	A	Jeremy SNOWDEN	Zcarmini Mayfair tyrer	9	15:02.713	2 laps	1 lap	76.27	1:36.213	4
DNF	1	D	Gavin LEE	Ford Fiesta	9	15:13.641	2 laps	10.928	75.35	1:39.563	4
DNF	18	H	Brian MORRIS	Datsun 240Z'G'	4	6:43.185	7 laps	5 laps	75.89	1:38.512	2
DNF	31	G	John HEWITSON	Westfield Se	4	7:06.841	7 laps	23.656	71.69	1:42.615	3

FASTEST LAP

7	E	Phil MORRIS	Caterham 7	3	1:30.858	84.19 mph	135.50 kph
8	A1	David BOTTERILL	Porsche 944 Turbo	4	1:32.711	82.51 mph	132.79 kph
99	A	Chris ALLANSON	Zcars Mini	5	1:34.092	81.30 mph	130.84 kph
44	B	Michael CUTT	BMW M3	5	1:35.963	79.71 mph	128.29 kph
96	A2	Andrew WILSON	Toyota Starlet	11	1:36.526	79.25 mph	127.54 kph
9	C	David BREWIS	Lotus Elise	4	1:37.761	78.25 mph	125.93 kph
18	H	Brian MORRIS	Datsun 240Z'G'	2	1:38.512	77.65 mph	124.97 kph
66	D	Paul MOSS	Citroen Saxo	4	1:39.498	76.88 mph	123.73 kph
57	G	Brian MURPHY	Ginetta G20	3	1:41.332	75.49 mph	121.49 kph

Weather / Track : Cloudy / Damp

These results are provisional until the conclusion of any judicial and technical matters.

Croft
Circuit Length = 2.1250 miles
Start: 13:51 End: 14:11

Clerk of Course :

Timekeeper :

DDMC Northern Sports & Saloons (Classes A, E & F)

RACE 11 - LAP CHART

Lap 1			Lap 2			Lap 3			Lap 4			Lap 5		
No	Behind	Laptime	No	Behind	Laptime	No	Behind	Laptime	No	Behind	Laptime	No	Behind	Laptime
99		1:39.563	99		1:34.800	99		1:34.318	7		1:31.158	7		1:31.936
44	2.838	1:42.401	30	2.892	1:34.565	7	1.667	1:30.858	30	3.131	1:34.216	12	1 LAP	1:52.585
91	3.109	1:42.672	8	4.415	1:35.693	30	1.740	1:33.166	99	3.139	1:35.964	99	5.295	1:34.092
30	3.127	1:42.690	7	5.127	1:36.061	8	3.769	1:33.672	8	3.655	1:32.711	8	6.406	1:34.687
8	3.522	1:43.085	44	5.714	1:37.676	44	7.809	1:36.413	44	11.096	1:36.112	30	6.408	1:35.213
7	3.866	1:43.429	91	6.663	1:38.354	91	8.661	1:36.316	91	12.049	1:36.213	44	15.123	1:35.963
18	6.495	1:46.058	18	10.207	1:38.512	18	14.885	1:38.996	18	21.679	1:39.619	91	17.684	1:37.571
9	9.444	1:49.007	9	13.585	1:38.941	9	17.661	1:38.394	9	22.597	1:37.761	86	33.851	1:40.226
66	10.569	1:50.132	66	16.057	1:40.288	86	20.391	1:38.582	86	25.561	1:37.995	9	35.512	1:44.851
1	11.560	1:51.123	86	16.127	1:39.359	1	23.561	1:40.046	1	30.299	1:39.563	66	39.133	1:40.639
86	11.568	1:51.131	1	17.833	1:41.073	66	23.757	1:42.018	66	30.430	1:39.498	1	39.702	1:41.339
49	12.801	1:52.364	49	18.173	1:40.172	49	24.596	1:40.741	49	31.541	1:39.770	49	39.880	1:40.275
33	13.469	1:53.032	33	19.858	1:41.189	33	26.178	1:40.638	33	32.781	1:39.428	33	40.386	1:39.541
67	14.389	1:53.952	67	20.711	1:41.122	67	27.280	1:40.887	67	35.037	1:40.582	67	45.128	1:42.027
16	14.698	1:54.261	16	22.235	1:42.337	16	29.633	1:41.716	16	40.026	1:43.218	96	47.735	1:39.286
57	15.996	1:55.559	57	23.573	1:42.377	57	30.587	1:41.332	96	40.385	1:38.199	16	51.838	1:43.748
31	18.018	1:57.581	31	25.870	1:42.652	31	34.167	1:42.615	57	40.505	1:42.743	57	51.978	1:43.409
46	19.013	1:58.576	70	27.434	1:42.305	96	35.011	1:40.149	70	44.605	1:42.325	70	54.684	1:42.015
70	19.929	1:59.492	46	28.197	1:43.984	70	35.105	1:41.989	31	45.335	1:43.993	46	59.051	1:44.198
41	20.177	1:59.740	96	29.180	1:43.098	46	37.583	1:43.704	46	46.789	1:42.031	13	59.591	1:43.549
96	20.882	2:00.445	13	30.508	1:44.045	13	38.809	1:42.619	13	47.978	1:41.994	55	1:08.138	1:45.348
13	21.263	2:00.826	41	31.113	1:45.736	55	42.425	1:43.844	55	54.726	1:45.126	71	1:17.096	1:47.952
55	22.276	2:01.839	55	32.899	1:45.423	71	47.334	1:46.161	71	1:01.080	1:46.571	41	1:23.700	1:44.709
71	23.278	2:02.841	71	35.491	1:47.013	6	47.737	1:45.715	41	1:10.927	1:46.878	6	1:25.726	1:46.527
6	24.350	2:03.913	6	36.340	1:46.790	41	56.874	2:00.079	6	1:11.135	1:56.223			
37	28.836	2:08.399	37	46.865	1:52.829	37	1:05.705	1:53.158	37	1:27.298	1:54.418			
12	32.614	2:12.177	12	53.427	1:55.613	12	1:12.767	1:53.658						

DDMC Northern Sports & Saloons (Classes A, E & F)

RACE 11 - LAP CHART

Lap 6			Lap 7			Lap 8			Lap 9			Lap 10		
No	Behind	Laptime	No	Behind	Laptime	No	Behind	Laptime	No	Behind	Laptime	No	Behind	Laptime
7		1:34.656	7		1:36.442	7		1:35.517	7		1:34.936	7		1:32.537
99	7.113	1:36.474	6	1 LAP	1:45.856	71	1 LAP	1:46.897	55	1 LAP	1:45.497	8	3.820	1:33.190
8	7.830	1:36.080	99	5.670	1:34.999	8	4.664	1:33.962	8	3.167	1:33.439	99	10.384	1:35.093
30	8.902	1:37.150	8	6.219	1:34.831	99	5.973	1:35.820	99	7.828	1:36.791	30	11.576	1:36.144
37	1 LAP	1:55.428	30	7.533	1:35.073	41	1 LAP	1:45.404	30	7.969	1:35.338	55	1 LAP	1:45.910
44	17.516	1:37.049	44	18.280	1:37.206	30	7.567	1:35.551	71	1 LAP	1:45.741	44	28.097	1:37.943
12	1 LAP	1:51.822	91	32.725	1:42.343	6	1 LAP	1:47.631	41	1 LAP	1:44.434	71	1 LAP	1:46.533
91	26.824	1:43.796	37	1 LAP	1:54.276	44	19.903	1:37.140	44	22.691	1:37.724	41	1 LAP	1:46.046
86	40.030	1:40.835	12	1 LAP	1:53.746	91	37.264	1:40.056	6	1 LAP	1:47.058	6	1 LAP	1:45.404
66	45.114	1:40.637	86	44.432	1:40.844	37	1 LAP	1:49.717	91	47.720	1:45.392 P	86	1:02.340	1:39.350
1	46.082	1:41.036	66	48.734	1:40.062	86	49.014	1:40.099	86	55.527	1:41.449	66	1:05.697	1:40.459
49	46.267	1:41.043	1	49.450	1:39.810	12	1 LAP	1:50.768	66	57.775	1:39.739	96	1:06.353	1:38.520
9	46.714	1:45.858	49	49.889	1:40.064	66	52.972	1:39.755	1	58.648	1:39.819	49	1:06.592	1:39.957
33	47.725	1:41.995	33	51.441	1:40.158	1	53.765	1:39.832	49	59.172	1:39.715	33	1:08.760	1:41.072
96	52.019	1:38.940	96	53.625	1:38.048	49	54.393	1:40.021	33	1:00.225	1:40.076	67	1:24.087	1:43.242
67	53.538	1:43.066	67	1:00.268	1:43.172	33	55.085	1:39.161	96	1:00.370	1:39.587	9	1:28.139	1:40.968
16	59.597	1:42.415	70	1:06.825	1:41.798	96	55.719	1:37.611	12	1 LAP	1:53.764	12	1 LAP	1:52.516
57	1:00.210	1:42.888	57	1:07.435	1:43.667	67	1:06.715	1:41.964	37	1 LAP	1:55.964	70	1:29.645	1:42.445
70	1:01.469	1:41.441	16	1:07.663	1:44.508	70	1:12.781	1:41.473	67	1:13.382	1:41.603	37	1 LAP	1:53.771
13	1:06.779	1:41.844	9	1:10.043	1:59.771	16	1:14.519	1:42.373	9	1:19.708	1:39.501			
46	1:07.054	1:42.659	46	1:12.795	1:42.183	9	1:15.143	1:40.617	70	1:19.737	1:41.892			
55	1:18.387	1:44.905	13	1:14.194	1:43.857	46	1:18.809	1:41.531	16	1:21.878	1:42.295			
71	1:29.676	1:47.236	55	1:26.792	1:44.847	13	1:20.838	1:42.161	46	1:24.718	1:40.845			
41	1:33.117	1:44.073				57	1:21.389	1:49.471	57	1:28.094	1:41.641			
									13	1:28.706	1:42.804			

DDMC Northern Sports & Saloons (Classes A, E & F)

RACE 11 - LAP CHART

Lap 11		
No	Behind	Laptime
7		1:31.221
16	1 LAP	1:43.240
46	1 LAP	1:42.063
57	1 LAP	1:41.621
8	6.389	1:33.790
13	1 LAP	1:43.921
99	13.257	1:34.094
30	14.081	1:33.726
55	1 LAP	1:44.826
44	37.231	1:40.355
41	1 LAP	1:46.560
71	1 LAP	1:46.831
6	1 LAP	1:54.625
86	1:10.665	1:39.546
96	1:11.658	1:36.526
66	1:15.635	1:41.159
49	1:16.145	1:40.774
33	1:17.809	1:40.270
67	1:35.372	1:42.506
9	1:37.744	1:40.826
70	1:40.589	1:42.165
12	1 LAP	1:50.122
37	1 LAP	1:48.885